

Vibrational spectrum of topologically disordered systems

T. S. Grigera¹, V. Martín-Mayor¹, G. Parisi¹ and P. Verrocchio²

¹ *Dipartimento di Fisica, Università di Roma "La Sapienza", Piazzale Aldo Moro 2, 00185 Roma, Italy
INFN sezione di Roma - INFM unità di Roma*

² *Dipartimento di Fisica, Università di Trento, Via Sommarive, 14, 38050 Povo, Trento, Italy
INFM unità di Trento
(February 13, 2001)*

The topological nature of the disorder of glasses and supercooled liquids strongly affects their high frequency dynamics. In order to understand its main features, we analytically studied a simple topologically disordered model, where the particles oscillate around randomly distributed centers, interacting through a generic pair potential. We present a resummation scheme for the perturbative series on the inverse density of particles. This allows to accurately compute the dynamical structure factor, within the range of densities encountered in real systems.

PACS 61.43.Fs, 63.50.+x

The high frequency dynamics of glasses and supercooled liquids has received a lot of experimental attention recently [1]. High-resolution inelastic X-ray scattering (IXS) techniques have made accessible to experiment the region where the exchanged external momentum p is comparable to p_0 , the momentum of the maximum of the static structure factor. A number of facts have emerged from these experiments: a) The dynamic structure factor $S(p, \omega)$ has a Brillouin-like peak for momenta up to $p/p_0 \sim 0.1-0.5$, usually interpreted in terms of propagating acoustic-like excitations, whose velocity extrapolates to the macroscopic sound velocity when $p \rightarrow 0$. b) The peak has a width Γ , due to disorder, which in a large variety of materials has been found to scale as $\Gamma = Ap^\alpha$, with $\alpha \sim 2$ and A depending very slightly on the temperature. c) The density of states (DOS) exhibits an excess respect to the Debye behavior ($g(\omega) \propto \omega^2$), known as the *Boson peak*. This feature is particularly remarkable for strong glasses. d) A secondary peak develops below the Brillouin one for larger momenta, becoming dominant for $p/p_0 \sim 0.5$.

A number of Molecular Dynamics simulations [2] of systems such as argon, silica and water have basically confirmed those findings and provided some insight on the spectral properties. In particular, it has been found that in the glass phase, the high frequency dynamics is very well described in the framework of the *harmonic approximation*. Both dynamic quantities like the dynamic structure factor [3] and thermodynamic observables as the specific heat [4] have been shown to be correctly described by models where only vibrations around quenched positions are taken into account. A positive dispersion of the sound velocity has also been found [3].

On the theoretical side, there is not yet a universally agreed-upon interpretation of these spectra, nor a clear agreement as to which models correctly describe these findings. The study of the short time properties of glasses has been attempted from two different (and somewhat

complementary) points of view. On one hand, it has been shown [5] that the Mode Coupling Theory (MCT), which usually describes the long time limit of the time correlators, can be modified in the glassy phase so as to describe only the excitations around the quenched structure. Within such an approach, $S(p, \omega)$ was computed for a hard-spheres glass, showing the existence of a Brillouin peak as well as a secondary peak for high enough values of p/p_0 . The peak width Γ was shown to follow a simple scaling law (p^2) only for very low momenta, while a more complicated law applies to the range of momenta comparable with the experimental and simulation values [5].

A second approach relies on the study of the statistical properties of random matrices [6], since within the harmonic approximation the high-frequency features are encoded in the system's Hessian matrix. We should distinguish the vibrational systems whose disorder has a topological origin [7] (as in glasses) from lattice models with random couplings constants [8,9] (introduced in order to mimic the behavior of real glasses). It turns out [10] that the latter definitely miss the p^2 behavior of the peak width, and follow instead a $\Gamma \propto p^4$ law, the discrepancy being due precisely to the lack of topological disorder. To describe the former, a special class of random matrices called *Euclidean Random Matrices* have been recently introduced [11]. This approach allows to address both the problem of instantaneous normal modes (INM) [12] (the statistical properties of the Hessian matrix of a liquid at equilibrium) and the study of the high frequency regime of glasses. Focusing on the latter, in a recent paper [13], $S(p, \omega)$ was computed *perturbatively* up to second order in $1/\rho$ (where ρ is the particle density). It was found that the Brillouin peak width in the very long wavelength regime $p/p_0 \ll 1$ has two contributions: $\Gamma = A(1/\rho)p^4 + B(1/\rho)^2p^2$, with A, B model-dependent. Hence the p^2 behavior seems to be the general behavior at low enough momenta.

The perturbative calculation has the problem that both the structure factor and DOS end abruptly at a cut-off frequency. In this paper we show a resummation scheme for the perturbative results obtained in [13] which includes terms at all orders in $1/\rho$. We shall find very good agreement with numerical results at not too low values of ρ .

We assume that the particles of our system can move from their equilibrium position only along a direction, \mathbf{u} : $\mathbf{x}_j(t) = \mathbf{x}_j^{\text{eq}} + \mathbf{u}\varphi_j(t)$. The model is defined from the probability distribution of the $\{\mathbf{x}_j^{\text{eq}}\}$, $j = 1, \dots, N$ (which we take to be uncorrelated random variables inside a box) and the energy, that we approximate by an harmonic function (m is the mass of the particles and Ω is a frequency scale):

$$V(\{\varphi_i\}) = \frac{m\Omega^2}{2} \sum_{i,j} f(\mathbf{x}_i^{\text{eq}} - \mathbf{x}_j^{\text{eq}}) (\varphi_i - \varphi_j)^2. \quad (1)$$

We choose units such that $m = 1$ and $\Omega = 1$. Thus the Hessian matrix

$$M_{ij} = \delta_{ij} \sum_{k=1}^N f(\mathbf{x}_i^{\text{eq}} - \mathbf{x}_k^{\text{eq}}) - f(\mathbf{x}_i^{\text{eq}} - \mathbf{x}_j^{\text{eq}}) \quad (2)$$

is an Euclidean random matrix [11], whose spectral properties we are studying. We take $f(r) = \exp[-r^2/(2\sigma^2)]$ for simplicity. At first sight this seems a hopeless oversimplification, since in real systems the force is highly singular at the origin. However one should recall that for the very same reason the two-body correlation function is exponentially small at small distances. In fact, in ref. [13] it was shown that, in the superposition approximation, the inverse-density expansion for the dynamical structure factor of a system with correlation function $g(r)$ and force $F(r)$ can be obtained from the expansion of a fully uncorrelated system setting $f(r) = g(r)F(r)$ (some minor amendments need also to be done in the expansion). Now it is clear that the Fourier transform of $g(r)F(r)$ at low momentum can be well fitted by a Gaussian. We thus expect our results to be reasonable for momenta smaller than the first zero of the Fourier transform of $g(r)F(r)$ which in the general case is close to the maximum of the static structure factor, p_0 . Since the Fourier transform of our force decreases an order of magnitude by $p_0 = 2/\sigma$, we shall take this as *our* p_0 for discussion purposes (in the following σ will be our unit of length).

The dynamic structure factor can be obtained from the Hessian matrix of the potential (1) in the classical limit and in the one excitation approximation (see for instance [13] for a detailed discussion). It reads $S^{(1)}(p, \omega) = k_B T p^2 \overline{\sum_n |\langle n | \mathbf{p} \rangle|^2 \delta(\omega - \omega_n)} / \omega^2$, where $|n\rangle$ are the eigenvectors of the Hessian matrix (2), the eigenfrequencies ω_n are the square root of the eigenvalues (which are all positive, see eq.(1)), T is the temperature, the overline stands for the average on the equilibrium positions $\{\mathbf{x}_j^{\text{eq}}\}$, while $|\mathbf{p}\rangle$ stands for a momentum

plane wave ($\langle j | \mathbf{p} \rangle = \exp[i\mathbf{p} \cdot \mathbf{x}_j^{\text{eq}}] / \sqrt{N}$). We shall calculate the structure function in the *eigenvalue* rather than frequency space ($\lambda_n = \omega_n^2$):

$$S_\lambda(p, \lambda) = \sum_{n=1}^N \overline{\sum_n |\langle n | \mathbf{p} \rangle|^2 \delta(\lambda - \lambda_n)}. \quad (3)$$

One has $S^{(1)}(p, \omega) = 2k_B T p^2 S_\lambda(p, \omega^2) / \omega$. It will be important to remember that if $S^{(1)}(p, \omega)$ has a peak at a frequency $\omega(p) \propto p$ and a width scaling as p^α , then $S_\lambda(p, \lambda)$ will have a peak at $\lambda(p) \propto p^2$ whose width will scale as $p^{\alpha+1}$. It is also interesting to notice that the density of states can be obtained as $g_\lambda(\lambda) = S_\lambda(p \rightarrow \infty, \lambda)$ (and $g(\omega) = 2\omega g_\lambda(\omega^2)$).

In ref. [13] it was shown how to calculate the $S_\lambda(p, \lambda)$ using an expansion in $1/\rho$. Let $\hat{f}(p)$ be the Fourier transform of $f(r)$. One has for the resolvent of the Hessian matrix (2)

$$G(p, z) = \frac{1}{z - \lambda(p) - \Sigma(p, \lambda)}, \quad (4)$$

$$\lambda(p) = \rho[\hat{f}(0) - \hat{f}(p)] \dots \quad (5)$$

Then $S_\lambda(p, \lambda) = -\text{Im} G(p, \lambda + i0^+) / \pi$, and the dispersion relation $\lambda(p)$ is certainly quadratic for small p . The real part of the self-energy, $\Sigma'(p, \lambda)$, renormalizes the dispersion-relation, while the imaginary part $\Sigma''(p, \lambda)$ at $\lambda = \lambda^{\text{renorm}}(p)$ is the width of the $S_\lambda(p, \lambda)$, where $\lambda^{\text{renorm}}(p)$ is the position of the maximum of the structure factor. The self-energy is obtained as a series in $1/\rho$: the k^{th} -order corresponds to k particle-label repetitions when calculating the moments of the $S_\lambda(p, \lambda)$ [13].

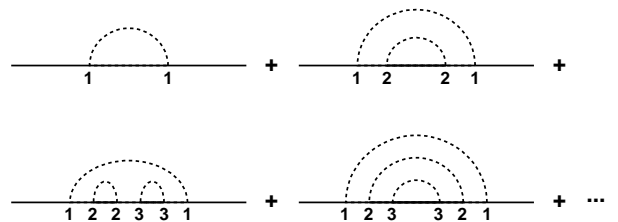


FIG. 1. Cactus diagrams of the $1/\rho$ expansion. The numbers correspond to the particle-label repetitions

In this letter we make the observation that the sum of all the *cactus diagrams* (see fig. 1) is given by the solution of the following integral equation:

$$\Sigma(p, z) = \frac{1}{\rho} \int \frac{d^D q}{(2\pi)^D} \frac{\left[\hat{f}(\mathbf{q}) - \hat{f}(\mathbf{p} - \mathbf{q}) \right]^2}{z - \lambda(\mathbf{q}) - \Sigma(\mathbf{q}, z)}. \quad (6)$$

Expanding both sides of this equation in $1/z$ one can prove that the first two moments of S_λ are given exactly by the cactus approximation. Interestingly, Eq.(6) provides a model-independent derivation of the p^2 scaling of width of the peak of the $S^{(1)}(p, \omega)$. Indeed, the large

q contribution to the imaginary part of the integral in equation (6) is

$$\Sigma''_{\infty}(p, \lambda) = -\pi \rho g_{\lambda}(\lambda) \int \frac{d^D q}{(2\pi)^D} (\hat{f}(\mathbf{q}) - \hat{f}(\mathbf{p} - \mathbf{q}))^2. \quad (7)$$

If the spectrum is Debye-like for small λ , for a generic $f(r)$ this contribution in three dimensions is proportional to $\lambda^{1/2} p^2$. Since at the peak $\lambda \propto p^2$, we have a scaling of the width proportional to p^3 in eigenvalue space, and to p^2 in frequency space.

We have numerically solved eq. (6) to find the self-energy for several values of ρ , thus obtaining the structure factor and the density of states. In top of fig. 2 we show $S_{\lambda}(\lambda, p)$ for several values of the momentum as obtained from eq. (6) for $\rho = 1$. We also plot the structure factor obtained [13] by the method of moments [14] (for lower momenta, the comparison with the method of moments cannot be done due to finite volume effects [13]). A very good agreement with the numerical data is achieved. Note the absence of the secondary peak in this model (see below). We have also looked for the positive dispersion of the sound velocity [3] (as defined by the maximum of the current-current correlation function at the one excitation approximation in ω space), but have not found any trace of it, as seen in fig. 2 (bottom and inset).

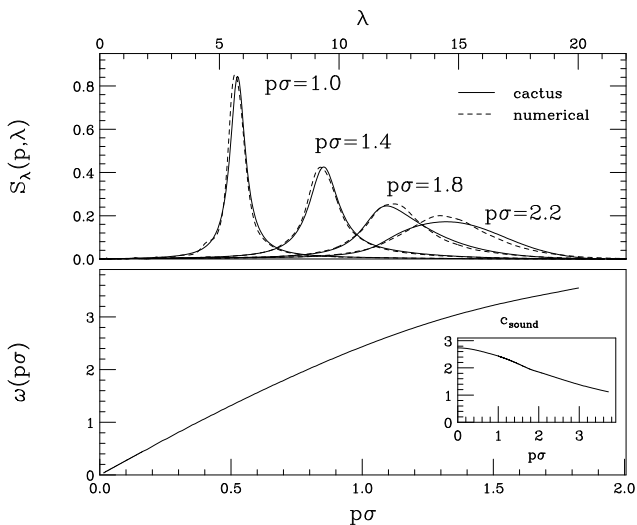


FIG. 2. Top: structure factor for several values of the momentum at $\rho = 1$. Bottom: dispersion relation in frequency domain and apparent speed of sound as function of momentum (inset).

For densities down to $\rho \approx 0.6$, the agreement is good for all momenta, in fact good results are also obtained for the density of states (top of fig. 3). For lower densities, the DOS starts to deviate from a Debye behavior at small λ , in contradiction with the numerical results. Moreover, below $\rho \approx 0.31$ the approximation gives a DOS with an unphysical negative spectrum (see fig. 3, bottom). The

negative spectrum develops continuously as a function of ρ . Also included in fig. 3 is the one-loop result, as a gauge of the improvement brought by the cactus resummation. Notice that even for $\rho = 1$, the cactus resummation fails to reproduce the exponential decay of the density of states. This is not unexpected, however, due to the non perturbative nature (in $1/\rho$) of this tail [15].

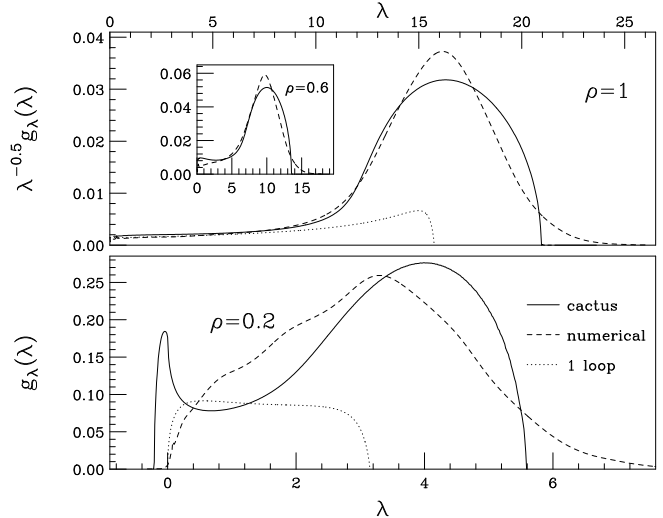


FIG. 3. Top: DOS divided by $\sqrt{\lambda}$ (Debye behavior) for $\rho = 1$ and $\rho = 0.6$ (inset). Bottom: DOS for $\rho = 0.2$.

It is interesting to look at the small λ limit of $g(\lambda)$. As seen in fig. 3 (top and inset) the behavior is very nearly Debye (i.e. $\sqrt{\lambda}$) for small λ . An excess of states relative to the Debye case develops for higher λ , but in a region of eigenvalues well beyond the linear dispersion regime (see bottom of fig. 2). Thus this peak (similar to that found in ref [8]) should not be regarded as a Boson peak.

Finally, let us look at the scaling of the peak width with momentum. As pointed out before [13], a one-loop calculation gives a width $\sim p^5$, while at two-loops one obtains $\sim p^3$ (in the eigenvalue domain). As fig. 4 shows, this last result continues to hold for the cactus approximation. There we plot $\Sigma''(\lambda^{renorm}(p), p)$, which is essentially proportional to the peak width. A p^3 scaling is found for very small momenta, which crosses over to regions of higher and then lower effective exponents. The inset of fig. 4 shows that the ratio $\Sigma''_p/\Sigma''_{\infty}$ tends to 1 for $p \rightarrow 0$, confirming that the Σ''_{∞} term (eq. 7) indeed controls the peak width at small p .

Note that the p^3 scaling is found for very small momenta ($p/p_0 < 0.05$). On the other hand, experiments find this scaling for momenta spanning roughly $0.1 < p/p_0 < 0.5$, which seems rather to be in the second crossover region. The same conclusion can be drawn from the results of Götze and Mayr using MCT for hard spheres [5, fig. 8].

In summary, we have used the random-matrix approach to the study of the high-frequency excitations of

glassy systems. We have presented a resummation scheme that greatly enhances the predictive power of the $1/\rho$ expansion of ref. [13]. We have compared our analytical calculation with numerical results, finding that for not too low densities the only failure of the resummation scheme is its inability to reproduce the exponential decay of the density of states.

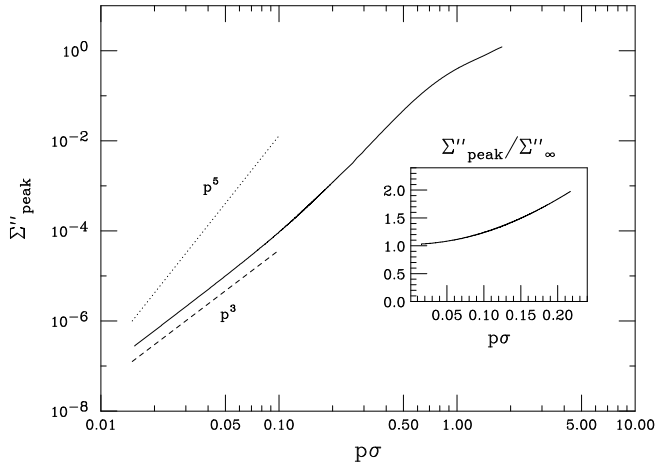


FIG. 4. Scaling behavior of the peak width at small p . The inset shows that Σ_∞ is the dominant contribution at small p .

Although our calculations have been performed for an uncorrelated system with a gaussian force, undergoing only collinear displacements, our results are relevant for realistic glasses if the interparticle force is *dressed* with the pair correlation function. The basic equation (6) shows that, in the general case, the width of the spectral peak is proportional to p^2 in the limit of $p \rightarrow 0$ (see eq. 7). However the scaling law holds for a momentum range one order of magnitude smaller than the experimental one. At larger momenta, the law is more complicated (see fig. 4).

This model lacks an important feature of the experimental spectra, namely the secondary peak of the $S(q, \omega)$ (which some authors have interpreted as the Boson peak, see Horbach et al in Ref. [2]). We believe this to be related to two important ingredients missing in our model: the vectorial nature of the vibration, and a detailed consideration of the particle correlations. The latter should not affect our results for momenta much smaller than the first maximum of the static structure factor, p_0 . Since the secondary peak appears for $p \sim p_0$, we should not really expect to describe it: in this momentum range the dispersion relation is no longer monotonic in real glasses. Furthermore, Dell'Anna et al. [2] have suggested that transversal excitations may play a prominent role in the raising of the secondary-peak. Our calculational approach can be extended to overcome these drawbacks, though, and work in this direction is already in progress.

VMM was partly supported by CICYT AEN99-0990, AEN97-1693 and M.E.C. TSG was supported in part by

CONICET (Argentina).

- [1] P. Benassi et al., Phys. Rev. Lett. **77**, 3835 (1996); C. Masciovecchio et al., Phys. Rev. B **55**, 8049 (1997); C. Masciovecchio et al., Phys. Rev. Lett., **76**, 3356 (1996); G. Monaco, C. Masciovecchio, G. Ruocco, F. Sette, Phys. Rev. Lett. **80**, 2161 (1998); C. Masciovecchio et al., Phys. Rev. Lett. **80**, 544 (1998); D. Fioretto et al., Phys. Rev. E **59**, 4470 (1999); P. A. Sokolov et al., Phys. Rev. E **60**, 2464 (1999); G. Ruocco et al., Phys. Rev. Lett. **83**, 5583 (1999); F. Sette et al., Science **280**, 1550 (1998); U. Buchenau et al., Phys. Rev. B **34**, 5665 (1986); M. Foret, E. Courtens, R. Vacher, J. B. Suck, Phys. Rev. Lett. **77**, 3831 (1996).
- [2] J. Horbach, W. Kob, K. Binder cond-mat/9910445; S. N. Taraskin and S. R. Elliot, Phys. Rev. B **59**, 8572 (1999); R. Dell'Anna, G. Ruocco, M. Sampoli and G. Viliani, Phys. Rev. Lett. **80**, 1236 (1998); J. L. Feldman, P. B. Allen, and S. R. Bickham, Phys. Rev. B **59**, 3551 (1999); P. L. Allend, J. L. Feldman, J. Fabian and F. Wooten, cond-mat/9907132; M. C. C. Ribeiro, M. Wilson and P. A. Madden, J. Chem. Phys. **108**, 9027 (1998); V. Mazzacurati, G. Ruocco and M. Sampoli, Europhys. Lett. **34**, 681 (1996); M. Sampoli, P. Benassi, R. Dell'Anna, V. Mazzacurati and G. Ruocco, Phil. Mag. B **77**, 473 (1998).
- [3] G. Ruocco et al., Phys. Rev. Lett. **84**, 5788 (2000).
- [4] J. Horbach, W. Kob, K. Binder, J. Phys. Chem. B **103**, 4104 (1999).
- [5] W. Götze and M. R. Mayr, Phys. Rev. E **61**, 587 (2000).
- [6] M. L. Metha, *Random matrices*, Academic Press (1991).
- [7] see S. R. Elliot, *Physics of amorphous materials*, Longman, England (1983), and references therein.
- [8] W. Schirmacher, G. Diezemann and C. Ganter, Phys. Rev. Lett. **81**, 136 (1998).
- [9] M. Montagna et al., Phys. Rev. Lett. **83**, 3450 (1999); J. W. Kantelhardt, S. Russ, A. Bunde, cond-mat/0012392; Phys. Rev. B (in the press); S. N. Taraskin, Y. L. Loh, G. Natarajan and S. R. Elliott, Phys. Rev. Lett. **86**, 1255 (2001).
- [10] V. Martín-Mayor, G. Parisi, P. Verrocchio, Phys. Rev. E **62**, 2373 (2000).
- [11] M. Mèzard, G. Parisi, A. Zee, Nucl. Phys. **B559**, 689 (1999).
- [12] see T. Keyes, J. Chem. Phys. **101**, 2921 (1997) and references therein; Y. Wan and R. Stratt, J. Chem. Phys. **100**, 5123 (1994); T. M. Wu and R. F. Loring, J. Chem. Phys. **97**, 8368 (1992); A. Cavagna, I. Giardina, G. Parisi, Phys. Rev. Lett. **83**, 108 (1999); G. Biroli, R. Monasson, J. Phys. A: Math. Gen. **32**, L255 (1999).
- [13] V. Martín-Mayor, M. Mèzard, G. Parisi, P. Verrocchio, J. Chem. Phys. (in the press).
- [14] C. Benoit, E. Royer and G. Poussigue, J. Phys.: Condens. Matter **4**, 3125 (1992) and references therein; C. Benoit, J. Phys.: Condens. Matter **1**, 335 (1989); P. Turchi, F.

- Ducastelle and G. Treglia, J. Phys. C **15**, 2891 (1982).
- [15] A. Zee and I. Affleck, cond-mat/0006342.