

Quantum Hall Effect: The resistivity of a two-dimensional electron gas using a thermodynamic approach

M. V. Cherenisin

A. F. Ioé Physical-Technical Institute, St. Petersburg, Russia

Based on a thermodynamic approach, we calculate the resistivity of a 2D electron gas known to be dissipationless in the strong quantum limit. We demonstrate that the standard magnetotransport measurements with extra current leads give the resistivity caused by combined Peltier and Seebeck effects. The current causes heating (cooling) at the first (second) sample contact due to the Peltier effect. The contact temperatures are different. The measured voltage is equal to the Peltier effect-induced thermoelectric voltage which is linear in current. As a result, the resistivity is nonzero as $I \rightarrow 0$. The resistivity is a universal function of magnetic field and temperature, expressed in fundamental units h/e^2 .

PACS numbers: 72.20, 71.30, 73.20D

The understanding of the electronic transport in solids subjected to high magnetic fields has been revised profoundly after the discovery of the integral^[1] and fractional quantum Hall effect^[2] for two-dimensional electron gas (2DEG). Both phenomena manifest an extraordinary transport behavior as the temperature approaches zero. The Hall resistivity, ρ_{xy} , is quantized to h/e^2 with i being either an integer or rational fraction, while the longitudinal magnetoresistivity, ρ_{xx} , vanishes.

The main goal of this paper is to present a thermodynamic approach to the IQHE problem. We address further the problem of zero temperature transport where all the known scattering events are due to short-range impurities and long-range random potential. In Refs. [3] and [4], both cases were considered within the limit of classical magnetic field. It was shown that the 2DEG conductivity is described by the conventional Drude-Lorentz formulae and vanishes at magnetic field exceeding a certain value dependent on the dominant scattering mechanism. In addition, the exact solution of the quantum-mechanical problem for 2D electrons in a quantizing magnetic field in the presence of impurities was found in Ref. [3]. For the impurity concentration per unit area, N , the 2DEG conductivity vanishes when $N < 1/2 l_B^2$, where $l_B = (hc/eB)^{1/2}$ is the magnetic length. Following the above scenario, we further investigate the strong quantum limit when 2DEG is considered dissipationless, and both the conductivity and resistivity tensors are purely off-diagonal. In this case, the thermodynamics of reversible processes is known to be valid.

The crucial point of the present paper is that an extraneous resistivity can, nevertheless, arise in 2DEG from combined Peltier and Seebeck thermoelectric effects.^{[5], [6]} The flowing current leads to heat-

ing (cooling) at the first (second) sample contact owing to the Peltier effect. The contact temperatures are different, and the temperature gradient is linear in current. The voltage drop is equal to the thermoelectric voltage induced by the Peltier effect. As a result, the resistivity associated with the above voltage is nonzero. We argue that this value can be erroneously identified as the 2DEG magnetoresistivity proper. We demonstrate that the resistivity associated with Peltier effect is a universal function of magnetic field and temperature, expressed in fundamental units h/e^2 . We compare our results with experiment.

Let us consider a 2DEG in the x - y plane (Fig. 1) subjected to a perpendicular magnetic field $B = B_z$. The 2DEG structure (MOS, quantum well, etc.) is arbitrary, the electrons are assumed to occupy the first size-quantization subband. With the spin splitting neglected, the energy spectrum is $\epsilon_n = \hbar \omega_c (n + 1/2)$, where $n = 0; 1, \dots$ is the Landau level (LL) number, $\omega_c = eB/mc$ is the cyclotron frequency, and m is the electron effective mass. For simplicity, we neglect the LL broadening and, hence, the LL density of states is $\rho = 1/2 \frac{eB}{\hbar}$. We further consider the strong quantum limit when $\hbar \omega_c \gg kT$.

According to the conventional thermodynamics, the chemical potential, μ , for the system conductors + 2DEG is constant at the thermodynamic equilibrium. Moreover, the potential remains constant under minor perturbation of the thermodynamic equilibrium by the current. We conclude that the 2DEG is, in fact, non-isolated. We argue that an external reservoir of electrons, if exists, could provide the pinning of the 2DEG chemical potential. The above idea was first put forward in Ref. [7] in which the ionized donors at an appropriate distance from the heterojunction were assumed to serve as such a reservoir. The surface states could play the same role in MOS structures.^[8] By now, the above scenario has been abandoned because of Ref. [9] in which the insufficient strength of reservoir in both models was underlined. Nevertheless, the experimental observations in Ref. [10] are in agreement with the reservoir conception. Supposed that is fixed, it can be shown that the 2DEG concentration, N , changes with magnetic field. Indeed, at $T \rightarrow 0$ one needs $N = i$ electrons in order to occupy i levels, and, therefore, the transverse conductivity is given by $\sigma_{yx} = N e c B = i e^2 h / T$. Thus, the external reservoir must furnish an opportunity of varying N over sufficiently wide limits in order to achieve observable widths of the σ_{yx} plateau. The experimental results in Ref. [10] point to the oscillatory dependence of the electron concentration on magnetic field. We stress that the 3D electrons of the metal leads can play the role of such a reservoir. In-

deed, in a strong magnetic field, when only few LLs are filled, the absolute change in N at fixed B is of the order of the 2DEG concentration, N_0 , at $B = 0$. Hence, the number of 3D reservoir electrons changes. The relative variation of the chemical potential of 3D electrons is given by $\frac{\delta\mu}{\mu} = \frac{2}{3}N_0\delta N_{3D}/N_{3D}$, where d is the 2DEG surface area, and $N_{3D} \sim 10^{23}$ is the total number of 3D electrons. For a typical 2DEG with $N_0 = 10^{11}\text{cm}^{-2}$ and $d = 1\text{mm}^2$, we have $\frac{\delta\mu}{\mu} \sim 10^{-15}$. Evidently, the 2D chemical potential is fixed under the above conditions.

Let us consider a sample with Hall-bar geometry (Fig.1) and dc current flowing in it. The sample is connected by means of two identical leads to the current source. Both the contacts assumed to be ohmic. The voltage is measured between the open ends ("c" and "d") kept at the temperature of the external thermal reservoir. The 2D structure is placed in a sample chamber (not shown) with mean temperature T_0 . According to our basic assumption, the temperature gradient $r_x T$ is nonzero downstream the current. The macroscopic current, j , and the energy flux, q , densities are given by [11]

$$\begin{aligned} j &= -e \hat{E} - r_x T; \\ q &= T \frac{e}{e} j - \hat{r} T; \end{aligned} \quad (1)$$

Here, $E = \frac{1}{e}r$ is the electric field, $\mu = e'\phi$ is the electrochemical potential, and σ is the 2DEG thermopower. As mentioned above, in the strong quantum limit $\sim \frac{1}{e} > kT$ the conductivity, $\hat{\sigma}$, and resistivity, \hat{r} , tensors are purely off-diagonal. If the chemical potential is fixed, the transverse conductance at finite temperature is given by $\sigma_{yx} = 1/\sigma_{xy} = e^2/h f(\mu)$, where $f(\mu)$ is the Fermi function. Then, $\hat{\sigma} = (L^{-2}T)^{-1}$ is the electron-related thermal conductivity, and $L = \frac{2k^2}{3e^2}$ is the Lorentz number. It will be recalled that Eq.(1) is valid for a coned-topology sample for which the diamagnetic surface currents [12] are accounted. Both Einstein and Onsager relationships are satisfied. In fact, Eq.(1) represents the current and energy dissipationless fluxes caused by electron drift in crossed fields. We can easily derive these equations by taking the drift approach [13]; [14] developed for the 3D case.

Using Eq.(1), the current components are found to be:

$$\begin{aligned} j_k &= \sigma_{yk} E_y; \\ j_y &= \sigma_{yx} (E_x - r_x T) = 0; \end{aligned} \quad (2)$$

The longitudinal current, $j = j_k$, represents the flux of electrons in crossed fields with a drift velocity $v_{dr} = cE_y/B$, where E_y is the Hall electric field. The transverse electron flow caused by the longitudinal electric field E_x is compensated by that associated with the temperature gradient, hence $j_y = 0$.

We now find out the longitudinal temperature gradient $r_x T$ caused by Peltier effect. It is well known that the Peltier heat is generated by a current crossing the

contact of two different conductors. At the contact (for example "a" in Fig.(1)) the temperature, T_a , electrochemical potential, normal components of the total current, I , and the total energy flux are continuous. There exists a difference μ_m between the thermopowers of the metal conductor and 2D gas, respectively. At $\mu_m > 0$, the charge crossing the contact "a" gains an energy $e\mu_m$. Consequently, $Q_a = I\mu_m$ is the amount of Peltier heat evolved per unit time in the contact "a". For $\mu_m > 0$ and current flow direction shown in Fig.(1), the contact "a" is heated and the contact "b" is cooled. Thus, the contacts are at different temperatures, and $T = T_a - T_b > 0$. At small currents, the temperature gradient is small and $T_a \approx T_b$. In this case, μ_m can be assumed to be constant, and, hence, we disregard the Thomson heating (ITr) of 2DEG. Note that the sample cooling caused by heat leakage into the leads is negligible. Indeed, in a strong magnetic field the longitudinal heat conductivity and, hence, the heat transfer in the pure metal are damped as B^{-2} . Then, the effective cross section of the heat leakage is limited by the quantum well thickness $\sim 100\text{\AA}$. Finally, we consider a 2DEG under adiabatic cooling conditions. Actually, the amount of the Peltier heat evolved at the contact "a" is equal to that absorbed at the contact "b."

The energy flux is continuous at each contact, thus

$$\begin{aligned} \left\{ \sigma_{yx} \frac{dT}{dx} \right\}_a &= j T_a (\mu_m); \\ \left\{ \sigma_{yx} \frac{dT}{dx} \right\}_b &= j T_b (\mu_m); \end{aligned} \quad (3)$$

Here, we take into account that the current is known to enter and leave the sample at two diagonally opposite corners (Fig.1). Hence, $j_k q_b = \left\{ \sigma_{yx} r_x T \right\}$ at each contact. Using Eq.(3), the temperature gradient is given by

$$\frac{dT}{dx} = \frac{j}{\left\{ \sigma_{yx} \right\}} T; \quad (4)$$

being, thus, linear in current. The voltage drop, U , measured between the ends "c" and "d" is found to be

$$U = \int_c^d E_x dx = \int_c^d dT = (T_a - T_b); \quad (5)$$

Here, we disregard the conductor resistances. Finally, the resistivity associated with the Peltier effect is

$$\rho = \frac{U}{j l} = \frac{\mu_m^2}{\sigma_{yx} (L^{-2})} = \frac{s}{\sigma_{yx}}; \quad (6)$$

where $s = \mu_m^2 (L^{-2})$, and l is the sample length. In Eq.(6) we take into account that for the actual case of metal leads $\mu_m \neq 0$. According to Eq.(6), the power dissipated in the 2DEG is always positive since $j^2 > 0$. We underline that Eq.(6) can also be applied to standard

four-probe Hall bar measurements. Moreover, it is valid for 2D HG (Fig.1, insert b) and in the 3D case. Note that the appropriate external temperature gradient, if applied, reduces the resistivity.

Recall that in the strong quantum limit, the 2DEG thermopower is a universal thermodynamic quantity proportional to the entropy per one electron: [15], [16]

$$= \frac{S}{eN} = \frac{1}{eT} \frac{\sum_n \epsilon_n f(\epsilon_n)}{\sum_n f(\epsilon_n)}; \quad (7)$$

where $S = \frac{e}{T}$ is the entropy, and $N = \frac{e}{T}$ is the concentration of the 2DEG. Then, $f(\epsilon_n; T; B) = \frac{1}{kT} \ln(1 + \exp(\epsilon_n/kT))$ is the thermodynamic potential density. For fixed ϵ_n , the thermopower is a universal function of the reduced temperature $\epsilon_n/kT = \epsilon_n/\epsilon_c$ and dimensionless magnetic field $\epsilon_n/\epsilon_c = 1$, where ϵ_c is the so-called filling factor. Using conventional Lifshitz-Kosevich formalism [17] we can easily derive asymptotic formulae for N , S , and, hence, for the 2DEG thermopower, valid within the low temperature and low magnetic field limit $\epsilon_n/\epsilon_c \ll 1$; $\epsilon_n/\epsilon_c < 1$:

$$N = N_0 \left(1 + \frac{2}{\pi} \sum_{k=1}^{\infty} \frac{(-1)^k \sin(2k\epsilon_n/\epsilon_c)}{\sinh(k\epsilon_n/\epsilon_c)} \right);$$

$$S = k_B N_0 \frac{d}{d\epsilon_n} \left(\frac{2}{\pi} F_1(\epsilon_n/\epsilon_c) \right) = \frac{2}{\pi} \sum_{k=1}^{\infty} (-1)^k (k\epsilon_n/\epsilon_c) \cos(2k\epsilon_n/\epsilon_c),$$

where $F_1(z) = \frac{1}{z} \coth(z)$, $N_0 = \frac{m}{\pi^2 \hbar^2}$ is the 2DEG concentration at $B = 0$, and $\epsilon_n = 2^2 k_B T \sim \epsilon_c$ is a dimensionless parameter. Therefore, $F_n(y) = \int_0^y x^n (1 + \exp(x-y))^{-1} dx$ is the Fermi integral.

Let us now discuss the features of resistivity given by Eq.(6). We underline that it can be expressed in fundamental units \hbar/e^2 because $\epsilon_n/\epsilon_c = k_B T/\epsilon_c$ and, hence,

$1 = y_x$. Then, according to Eq.(6,7), ρ_{xx} is a universal function of ϵ_n/ϵ_c . In Fig.(2), the resistivity and the off-diagonal component ρ_{yx} are displayed vs magnetic field $B \propto \epsilon_n/\epsilon_c$. When the chemical potential lies between the LLs ($\epsilon_n/\epsilon_c = 1; 2; \dots$), ρ_{xx} is thermally activated with activation energy of the order of the magnetic energy. Therefore, the dependence $\rho_{xx}(B)$ shows large peaks near the LLs. At critical fillings (half-filled LLs $\epsilon_n/\epsilon_c = 1/2; 3/2; \dots$) the thermopower, the transverse resistivity, and approach the universal values $\epsilon_n/\epsilon_c = \frac{k_B \ln 2}{e^2}$, $\epsilon_n/\epsilon_c = \frac{\hbar}{e^2} \epsilon_c^{-1}$, and $\epsilon_n/\epsilon_c = \frac{\epsilon_n}{\epsilon_c} s_c$ (where $s_c = \frac{2}{\epsilon_c} (L \frac{\epsilon_n}{\epsilon_c})$) irrespective of temperature, electron effective mass, etc. One can easily demonstrate that in the vicinity of critical fillings, $\rho_{xx} = \epsilon_n/\epsilon_c$ for $\epsilon_n/\epsilon_c < 1$. Here, $\epsilon_n/\epsilon_c = 4/3$ is the logarithmic slope dependent on sample and temperature. Note that ϵ_n/ϵ_c^2 is independent of the LL number.

We emphasize that the above universal values ϵ_n/ϵ_c , ϵ_n/ϵ_c can be associated with the so-called "QH transition points" discussed in the literature [18], [19]. To confirm this, detailed dependences $\rho_{xx}(\epsilon_n/\epsilon_c)$; $\rho_{yx}(\epsilon_n/\epsilon_c)$ are presented in Fig.3 in the vicinity of $\epsilon_n/\epsilon_c = 3/2$ for different temperatures. Evidently, this set of curves can be collapsed into a single curve since ρ_{xx} ; ρ_{yx} are universal functions of the reduced temperature ϵ_n/ϵ_c . It has been found in Refs. [18]; [19] that both dependences are collapsed.

We now discuss the problem concerning the relationship between the components of both the resistivity and conductivity tensors. Note that the above relationship has not been established yet experimentally [20]. In practice, both the transverse and the longitudinal conductivities are always derived from the Hall-bar sample resistivity data. Only within the QH plateaux, the Corbino topology measurements [20] of the transverse conductivity demonstrate that $\sigma_{yx} = 1/\sigma_{xx}$. It will be recalled that the conductivity and resistivity tensors are purely off-diagonal. Then, according to above discussion, magnetotransport measurements allow us to find ρ_{yx} and ρ_{xx} . Assuming that both the quantities are actually those measured, we calculate the related conductivities σ_{xx} ; σ_{yx} . Using the transformation $(\sigma)^{-1} = (\rho)^{-1}$, we obtain:

$$\sigma_{xx} = \rho_{yx} \frac{S}{1 + S^2}; \quad \sigma_{yx} = \rho_{xx} \frac{1}{1 + S^2}; \quad (8)$$

In Fig.3 the $\sigma_{xx}(\epsilon_n/\epsilon_c)$; $\sigma_{yx}(\epsilon_n/\epsilon_c)$ dependences are plotted in the vicinity of $\epsilon_n/\epsilon_c = 3/2$. Evidently, these curves can be collapsed into a single plot, as well as ρ_{xx} ; ρ_{yx} (see above). This result agrees with experiments. [18]; [19] Using Eq.(9) we can derive the relationship $(\sigma_{xx})^2 + (\sigma_{yx})^2 = \sigma_{xx}\sigma_{yx}$ between both σ_{xx} ; σ_{yx} components. This dependence (Fig.4) is similar to that known as the "semicircle" relation. Actually, the resistance measured is $R = l/w$. For real samples $l/w \approx 3$, hence the peaks in R are higher than those plotted in Fig.3. The replacement $1/R$ in Eq.(9), if done, modifies the "semicircle" plot which becomes more pronounced (see Fig.4).

As an example, we now find out the temperature gradient established in a Hall-bar sample at $\epsilon_n/\epsilon_c = 5/2$. According to Eq.(7), we have $\epsilon_n/\epsilon_c = k_B \ln 2 / (e^2 \epsilon_c) = 0.28 k_B/e$, then $\epsilon_n/\epsilon_c = 2\hbar/5e^2$, and, therefore, $\epsilon_n/\epsilon_c = L = 0.02$. For a sample of width $w = 1\text{mm}$ and length $l = 3\text{mm}$ and a typical dc current $I = 10\text{nA}$, the temperature gradient given by Eq.(4) is $r_x T' = \frac{\epsilon_n}{\epsilon_c} I = (Lw) = 22\text{mK/mm}$. At liquid-helium temperatures $(T_a - T_b)/T_0 = 0.02 \ll 1$, and, hence, our approach is valid. In high magnetic fields our basic assumption of small temperature gradient is violated. Indeed, according to Eq.(6) $\rho_{xx} \gg 1$ when $\epsilon_n/\epsilon_c \gg 1$, i.e. $\epsilon_n/\epsilon_c \gg 0.497$. Note that at elevated currents a local temperature is established in the sample, $T_a + r_x T' x$, depending on the ratio l/w and differing from the bath temperature T_0 . The thinner the sample and (or) higher the current, the greater the difference from T_0 . As a result, the width of the inter-plateau transition, $(d\rho_{xy}/dB)^{\text{max}}$, etc. depend on the local temper-

ature. This mechanism appears to play a crucial role in the current-polarity dependent QHE breakdown.^[21]

We now modify our model assuming a more realistic case of nonzero LLs broadening. Following Ref. [24], the density of states at each LL can be represented as a sum of Gaussian peaks $D(\epsilon) = \sum_n \frac{1}{\sqrt{2\pi}} \exp\left[-\frac{(\epsilon - \epsilon_n)^2}{2\Gamma^2}\right]$, where Γ^2 is the LL width independent of the magnetic field. Evidently, our previous results remain valid when the LL broadening is less than the thermal energy, i.e. when $\Gamma < kT$. In the opposite case $\Gamma > kT$, the LL broadening becomes important and determines the width of peaks, $(d_{xy}/dB)^{\max}$, etc. To test this, we plot in Fig. 5 the LL-independent logarithmic slope $\log \rho_c^{-2}$ vs $\log \Gamma$ for different values of the dimensionless parameter $\beta = \Gamma/kT$. At high temperatures this dependence coincides with that found above for the zero LL width. Then, at $T \rightarrow 0$ the logarithmic slope is $\frac{1}{2} \log \frac{1}{\Gamma}$, i.e. of the order of the LL width. Note that in a certain T range we can fit the above dependence by an appropriate power law T^p ; $p \approx 6.1$ (Fig. 5, insert). We argue that ultralow temperature measurements allow estimation of the 2DEG density of states. It should be noted, however, that for $T = 0$ our approach becomes ineligible since the macroscopic system is in a certain quantum state when the entropy, and hence Γ , tend to zero. We now compare our results with those found experimentally^[18] for InGaAs/InP-based 2DEG. For $N_0 = 3 \times 10^{10} \text{ cm}^{-2}$, $\mu_e = 3 \times 10^4 \text{ cm}^2/\text{Vs}$ at $\nu_c = 0.58$ (spin is accounted) we obtain $\rho_c(T) = 4 \frac{2}{3} = 3 = 0.065 \text{ T (K)}$ for a zero LL width. This result is consistent with a linear fit, $\rho_c(T) = aT + b$, where $a = 0.088 \text{ K}^{-1}$, $b = 0.053$.^[18] We argue that the coefficient b is close to $\frac{1}{2} \frac{2}{3} = 0.14$, where $\beta = \Gamma/kT$. Then, the ratio $b/a = 0.6 \text{ K}$, called the new T scale^[18], is of the order of $\frac{1}{2} \frac{2}{4k} = 0.31 \text{ K}$ in terms of the LL broadening scenario.

We underline that at $T \rightarrow 0$ the heating effects can play an important role. Equating the unit area power dissipated in the sample $(I=w)^2$ to that absorbed by phonons in the strong QH regime^[22] $P \propto T^4$, we find out the value of temperature, T_e , which can be comparable with the bath temperature T_0 and $\beta = kT_e$. When $T_e > T_0$, we obtain the power law relations for peak width $B \propto T_e^p$ ($I=w$, $p=2$, known for current and width scaling effects.^{[22]-[23]} For example, for $p = 0.68$ we obtain $B \propto w^{0.34}$ in consistent with Ref. [23].

Up to now only the dc case was discussed. However, our approach can also be applied to the ac case. As shown in Refs. [5], [6], at $B = 0$ the Peltier correction to the resistivity vanishes above a certain frequency dependent on the inertial processes of the thermal diffusion. It will be recalled that, in a quantizing magnetic field, the macroscopic current and heat fluxes are known to depend on the magnetism of the conducting electrons.^[12] Actually, Eqs. (1) describe the average current and heat densities of a sample with coned topology. We argue that the

diamagnetic surface current could define the dynamics of thermal processes in 2DEG. For $B = 10 \text{ T}$, $m = 0.068 m_0$ we have $\nu_c = 2.8 \times 10^{10} \text{ Hz}$, $I_b = 70 \text{ A}$. For a typical sample size $l = 1 \text{ mm}$ the transit time of an electron scattered at the sample boundary is $t_l = (l/\nu_c) = 5 \times 10^{-10} \text{ s}$. Accordingly, we can estimate the critical frequency to be $\nu_c \approx 1/t_l = 0.2 \text{ GHz}$. The smaller the sample, the higher ν_c . At the moment, however, a detailed spectral analysis of ρ is beyond the scope of the present paper.

In conclusion, the magnetotransport measurements of 2DEG, known to be dissipationless in the QH regime, result in a resistivity associated with the Peltier and Seebeck effects combined. This value can be erroneously identified as resistivity proper of the 2DEG. The Peltier resistivity is found to be a universal function of magnetic field and temperature, expressed in fundamental units h/e^2 . The above effect could exist in the 3D case.

The author thanks Prof. M. I. Dyakonov for critical remarks. The work was supported in part by RFBR grants.

-
- [1] K. von Klitzing, G. Dorda and M. Pepper, Phys. Rev. Lett. 45, 494, 1980
 - [2] D. C. Tsui, H. L. Stormer and A. C. Gossard, Phys. Rev. Lett., 48, 1559, 1982
 - [3] E. M. Baskin, L. M. Agarill and M. V. Entin, Sov. Phys. JETP 48, 365, 1978
 - [4] M. M. Fogler et al., Phys. Rev. B, 56, 6823, 1997
 - [5] C. G. M. Kirby, M. J. Laubitz, Metrologia, 9, 103, 1973
 - [6] M. V. Cherenishin, Sov. Phys. JETP, 92, 357, 2001
 - [7] G. A. Baraf, D. C. Tsui, Phys. Rev. B, 24, 2274, 1981
 - [8] O. V. Konstantinov, O. A. Merzin, A. Ya. Shik, Fizika i Tekhnika Poluprovodn., 17, 1073, 1983
 - [9] K. von Klitzing, G. Ebert, Physica (Utrecht) B+C 117, 118, 682, 1983
 - [10] V. I. Nizhankovskii et al., Sov. Phys. JETP, 63, 776, 1986
 - [11] P. Streda, J. Phys. C, 16, L369, 1983
 - [12] Yu. N. Obraztsov, Sov. Phys. Solid State, 6, 331, 1964; 7, 455, 1965
 - [13] P. S. Zyryanov, Fizika Tverdogo Tela, 6, 3562, 1964
 - [14] P. S. Zyryanov, M. I. Klinger, Kvantovaya Teoriya Javlenij Elektronnogo Perenos v Krystallicheskih Poluprovodnikah, Moscow, Nauka, 1976
 - [15] S. M. Girvin, M. Jonson, J. Physics C, 15, L1147, 1982
 - [16] S. P. Zelenin, A. S. Kondrat'ev and A. E. Kuchma, Sov. Phys. Semicond., 16, 355, 1982
 - [17] I. M. Lifshitz, A. M. Kosevich, JETP, 29, 730, 1955
 - [18] D. Shahar et al., Phys. Rev. Lett., 79, 479, 1997, Sol. State Comm. 107, 19, 1998
 - [19] P. Coleridge, P. Zawadzki, Sol. State Comm., 112, 241, 1999
 - [20] V. T. Dolgoplov, N. B. Zhitenov and A. A. Sashkin, Europhys. Lett., 14, 255, 1991
 - [21] S. Komiyama et al., Phys. Rev. Lett., 77, 558, 1996
 - [22] E. Chow, et al., Phys. Rev. Lett., 77, 1143, 1996
 - [23] S. Koch et al., Phys. Rev. Lett., 67, 883, 1991

[24] W. Zawadzki and R. Lassnig, *SurfSci*, 142, 225, 1984

FIG. 1. QH experimental setup. Inserts: current flow in a) 2DEG b) 2DHG Hall-bar samples.

FIG. 2. Transverse resistivity ρ_{yx} and ρ_{xy} (scaled by a factor of 10) given by Eq.(6) vs μ for $\mu = 0.01; 0.02; 0.04; 0.08$. Insert: Low field dependence (μ^2) given by Eq.(8) for $\mu = 0.01$

FIG. 3. Resistivities ρ_{yx} , ρ_{xy} and quantities ρ_{yx}/ρ_{xx} , ρ_{xy}/ρ_{xx} given by Eq.(9) in the vicinity of $\mu_c = 3/2$ (section (a) in Fig.(2))

FIG. 4. "Semicircle" plot $\rho_{xx}(\mu_y)$ for $\mu = 0.01$: Dotted line: the replacement $\mu \rightarrow R; l/w = 2$ in Eq.(9).

FIG. 5. Linear and log-log(insert) plots of the temperature dependence of the logarithmic slope $\rho_0 \mu_c^2$ for: zero LL width $\mu = 0$ (dashed line) and $\mu = 0.04; 0.08$. Dotted line: $T^{0.6}$ power-law fit.

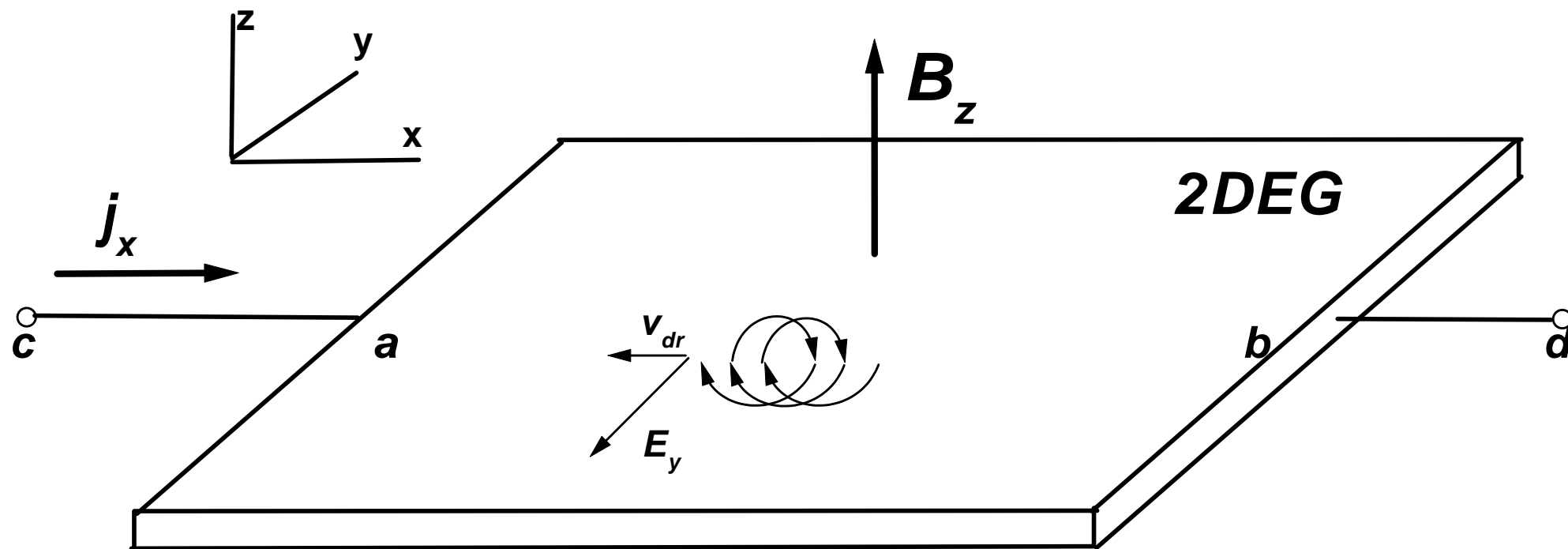
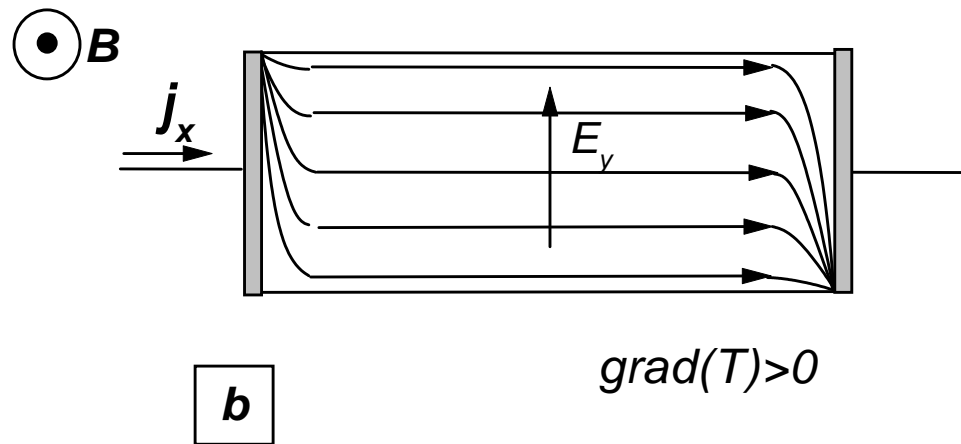
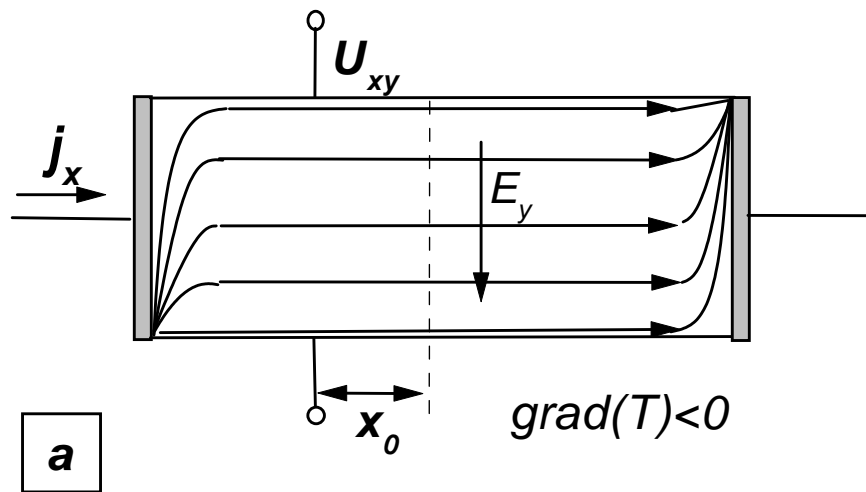


Fig.1

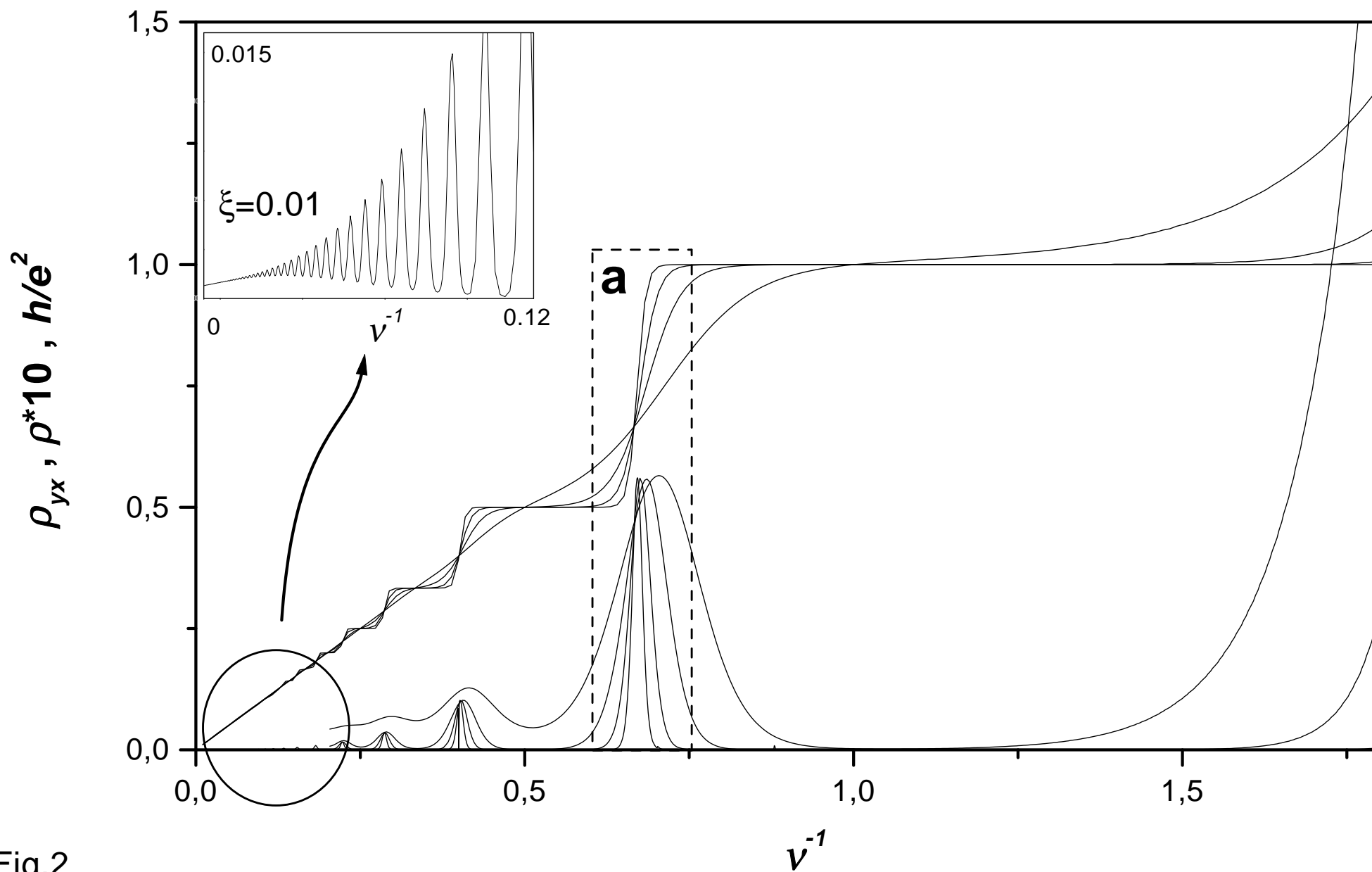


Fig.2

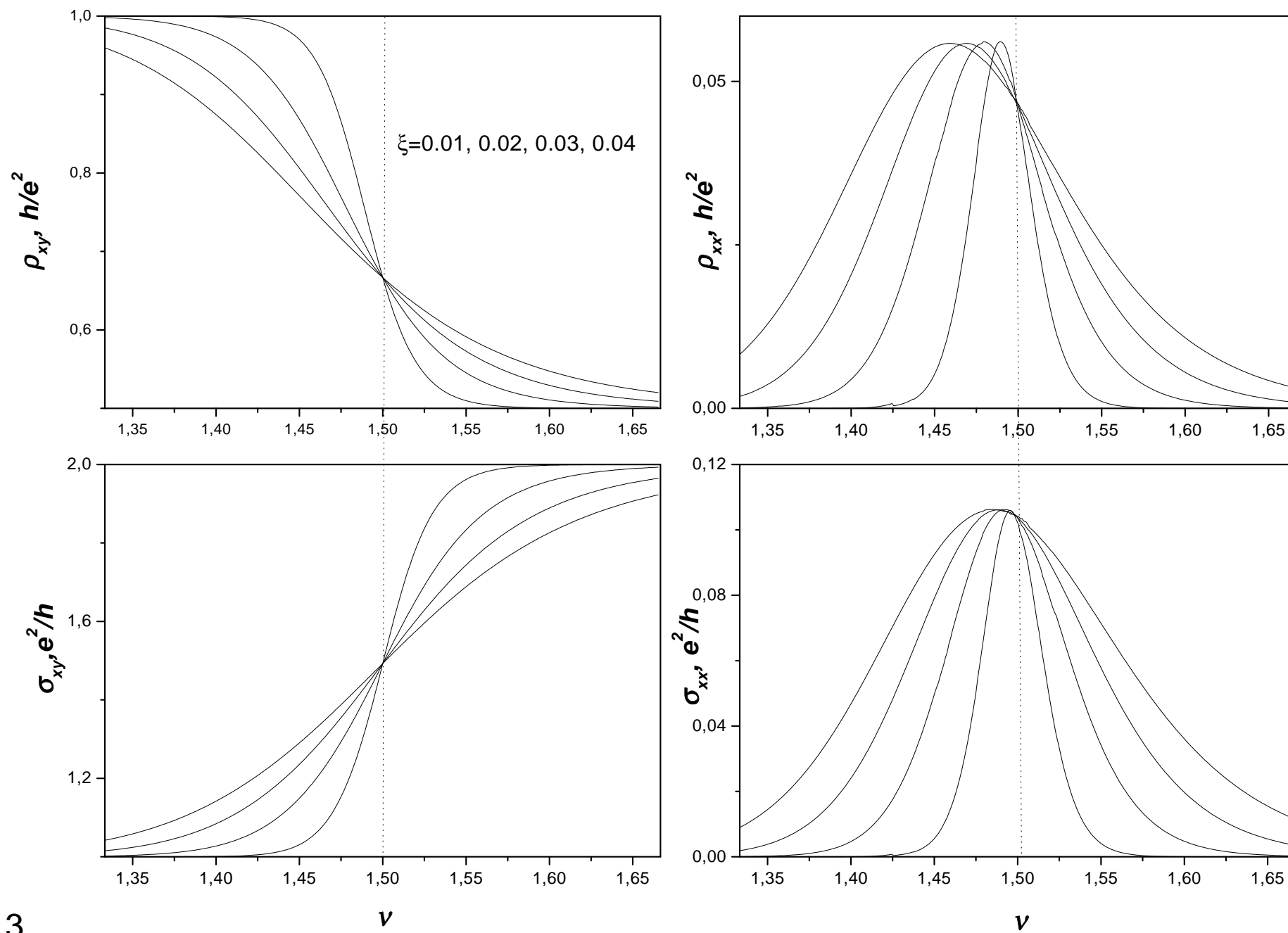


Fig.3

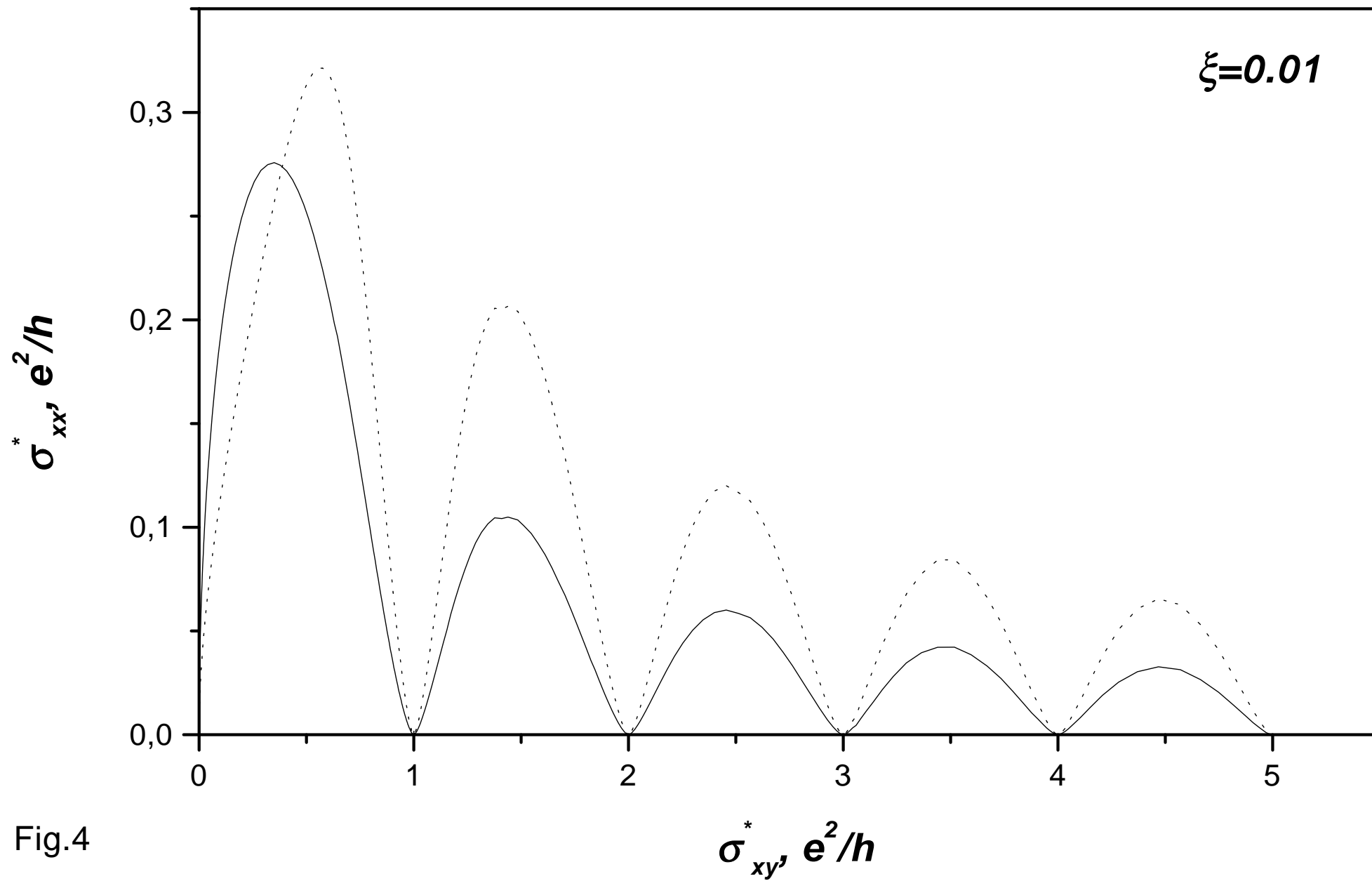


Fig.4

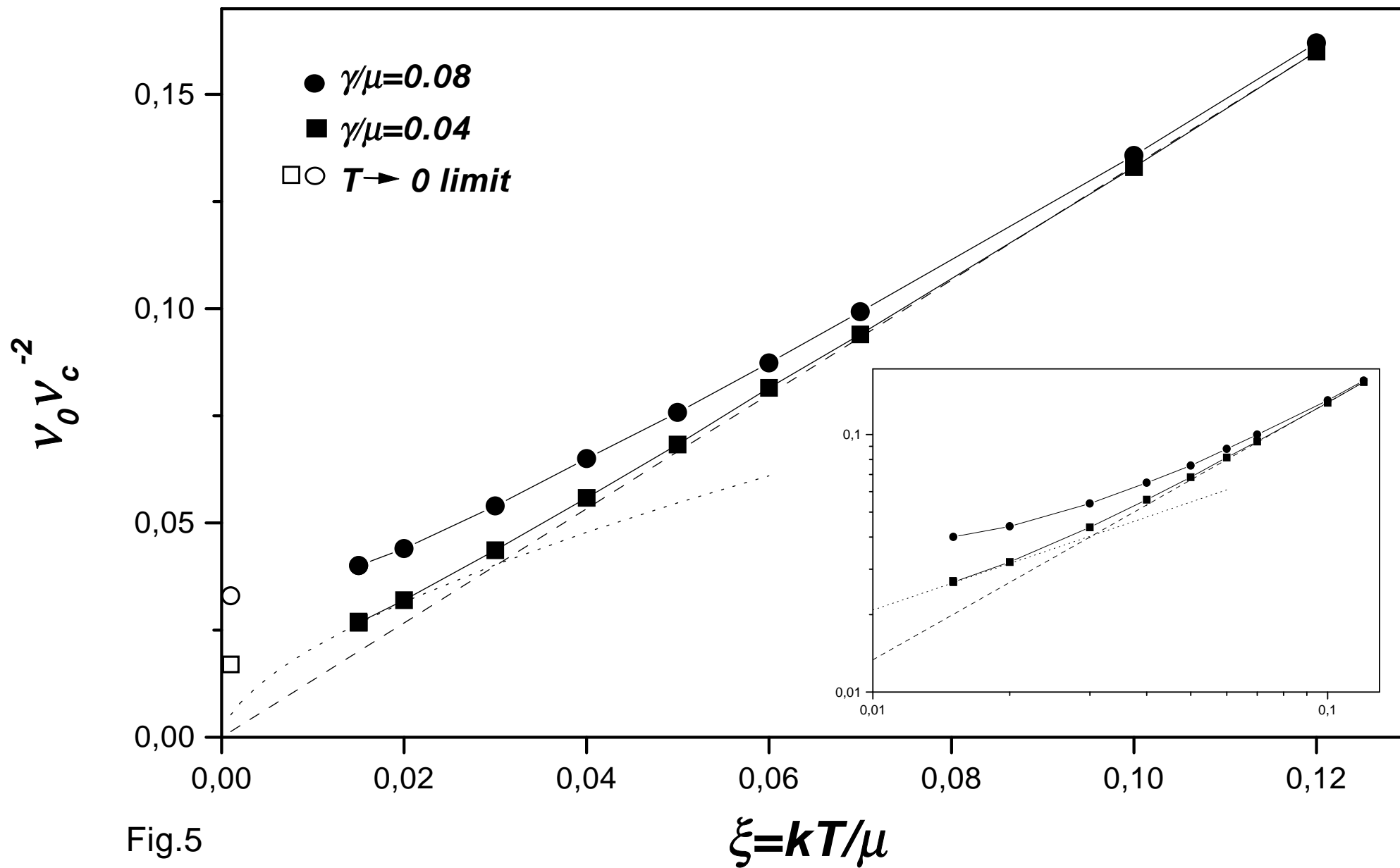


Fig.5