

Shot Noise in Disordered Junctions: Interaction Corrections.

D.B. Gutman and Yuval Gefen

Department of Condensed Matter Physics, The Weizmann Institute of Science,
76100 Rehovot, Israel
(December 2, 2024)

We study current correlation functions in a diffusive junction out of equilibrium. We calculate corrections to the electric current and to the zero frequency shot noise due to electron-electron interactions. Contrary to the equilibrium situation (where the corrections to the current and to the current noise are related through the fluctuation-dissipation theorem (FDT)), these two quantities behave differently: the correction to the electron current are governed by the largest of temperature and applied voltage, while the correction to the shot noise is always governed by the temperature. PACS Nos. 71.10.Ay, 71.23.An, 73.50.Td

I. INTRODUCTION

The physics of non-equilibrium mesoscopic systems was the subject of an extensive research for the last decade¹⁻³. Khlus⁴, who employing a semiclassical approximation considered a multichannel two-terminal junction, was the first to notice that the non-equilibrium current noise in such a system strongly depends on the transparency of the barrier, and vanishes in the limit of completely transparent junction. This is in contrast to the conductance which remains finite in this limit. Later Lesovik⁵ has shown that for coherent transport through a multi-channel two-terminal system the zero frequency current noise⁶ is given by

$$S(0) = \frac{e^2}{2\pi\hbar} \int dE \sum_n \{ T_n(E) [f_L(E)(1-f_R(E)) + f_R(E)[1-f_L(E)] - T_n^2(E) [f_L(E) - f_R(E)]^2 \} . \quad (1)$$

This was derived using the Landauer⁷ scattering states approach. Here f is the grand-canonical Fermi-Dirac distribution function, L and R denote the left and right reservoirs respectively, taken at different values of the chemical potential, and $\{T_n\}$ are the channel transparencies. This result was later generalized by Büttiker⁸ to include the multi-channel multi-terminal case and experimentally confirmed by Reznikov *et. al.*⁹. The zero temperature limit of eq.(1) yields the shot noise:

$$S(0) = \frac{e^2}{2\pi\hbar} \sum_n T_n(1 - T_n)eV . \quad (2)$$

The remarkable dependence of the shot noise on the quasiparticle charge (as was first emphasized by Kane and Fisher¹⁰) allowed the first direct measurement of fractional charge in the context of FQHE by Reznikov *et. al.*¹¹ and by Saminadaya *et. al.*¹² The suppression of the shot noise for open channels (in full accordance with the semiclassical result⁴, eq. (2)) is a manifestation of correlations among the electrons, arising from Pauli exclusion principle. In disordered systems one usually cannot control (or obtain information about) the individual channels; instead it is useful to consider average

quantities. For coherent diffusive systems (smaller than the inelastic, dephasing and the localization lengths) the various moments of the current-current correlation function have been calculated employing random matrix theory (RMT)¹³. Interestingly enough, it turned out that the fermionic suppression of the noise present in ballistic systems is manifest in the configuration averaged noise (in diffusive systems) as well: the shot noise is suppressed by a factor of 1/3 as compared with the result expected for classical particles.

Other than the Landauer scattering states approach, one may use the kinetic equation, or the so-called Kogan-Shulman approach¹⁴. It is valid for systems where the dynamics (but not necessarily the statistics) of the particles is classical. Comparing with the scattering states approach, the latter is not restricted solely to non-interacting electrons. Unfortunately, it is limited by the usual conditions of applicability of the kinetic equation: it does not yield quantum interference effects, and cannot be used for calculation of the cumulants higher than two. To overcome the latter shortcomings one may employ the Keldysh formalism¹⁵.

In the present analysis we find it convenient to employ this formalism in the form of a non-linear sigma-model. This machinery was found to be an effective tool for describing the low energy physics of disordered electronic systems¹⁶. We will not attempt to review here the various technical steps involved in the derivation of the model, but rather recall some of the main ingredients involved. So long as non-interacting electrons are concerned, the super-symmetric sigma-model¹⁷ turns out to be a particularly suitable tool for calculation. The inclusion of electron-electron interaction appears, though, to render this approach infeasible. Interaction among the electrons could be included within the the replica sigma-model, which has been introduced by Finkelstein for the study of disordered Fermi liquids¹⁸. As has recently been demonstrated by Kamenev and Andreev¹⁹ and independently by Chamon, Ludwig and Nayak²⁰, there is an alternative approach of constructing a sigma-model for interacting electrons - the so-called Keldysh sigma-model.

The outline of the present work is the following: In the next section we consider non-interacting spinless elec-

trons in a weakly disordered conductor, assuming that localization effects are suppressed. We extend the Keldysh sigma-model formalism to the case of systems out of equilibrium (including the effect of restricted geometries). In Section III we review the calculation of the current noise (in and out of equilibrium), paying special attention to the non-homogeneity in space of the current fluctuation at finite frequencies. In Section IV we present results for the effect of electron-electron interactions on the noise, analogous to the Altshuler-Aronov corrections^{21,22} found earlier for equilibrium noise. We use a model short-ranged interaction. We show that electron-electron interaction leads to suppression of the non-equilibrium current noise which is stronger than the suppression of the current itself - a manifestation of many-body correlation effects. The three appendices include some technical parts of the derivation. The analysis presented here is an extended account of an earlier work²³.

II. KELDYSH FORMALISM: NON-INTERACTING ELECTRONS IN DIFFUSIVE SYSTEM

The theory for quantum systems out of equilibrium was suggested simultaneously by Kadanoff and Baym and by Keldysh²⁴. This technique has been widely used on the level of diagrammatic calculations²⁵. Such techniques can also be developed for the study of weakly disordered samples²⁶. Instead of using here a diagrammatic technique, we will present a path-integral description of the problem. For free fermions the action can be written as

$$iS = \int d\mathbf{r} \int_c dt \mathcal{L}, \quad (3)$$

where the Lagrangian density is given by

$$\mathcal{L} = \bar{\Psi}[\hat{G}_0^{-1} - U_{dis}]\Psi. \quad (4)$$

Here the Schrödinger operator of an electron of mass m in the presence of a vector potential $e\mathbf{\tilde{a}}/c$ is given by

$$\hat{G}_0^{-1} = i\frac{\partial}{\partial t} + \frac{\hbar^2}{2m}(\nabla - \mathbf{\tilde{a}})^2 + \mu. \quad (5)$$

The energy is measured from the chemical potential μ . The action now contains an integral over space and an integral in time over a Keldysh contour (see Fig II). In analogy with ordinary diagrammatic techniques one defines an electron Green's function, i.e. a time ordered correlation function

$$\tilde{G}_{\alpha\beta}(r, t; r', t') = -i\langle T_c \Psi(r, t_\alpha) \Psi^\dagger(r', t'_\beta) \rangle \quad (6)$$

Here T_c is a time ordering operator along a Keldysh contour, the indices α, β denote the branches of the Keldysh contour (minus or plus for the upper and lower branch of the contour respectively). Here $\langle \rangle$ denotes averaging with respect to the action eq. (3).




FIG. 1. A Keldysh contour

It is also useful to introduce the generating functional

$$Z[\mathbf{\tilde{a}}] = \int \mathcal{D}\Psi \exp(iS[\Psi, \mathbf{\tilde{a}}]). \quad (7)$$

One notices that the generating functional (7) is identically equal to unity, so long as the external source is the same on the upper and lower branches²⁷ ($\tilde{a}_-(t) = \tilde{a}_+(t)$). For this reason one may explicitly perform the averaging of the generating functional over disorder. Below we consider short-range and δ -correlated disorder, which leads to following definition of disorder averaging:

$$\langle \rangle = \int \mathcal{D}U_{dis} \exp\left(-\pi\nu\tau \int dr U_{dis}^2(r)\right), \quad (8)$$

where τ and ν are the elastic mean free time and the single-particle density of states respectively. When applied to the generating functional it produces an effective non-linear action

$$iS = \int d\mathbf{r} \int_{-\infty}^{\infty} dt \bar{\Psi} \hat{G}_0^{-1} \sigma^{(0)} \Psi - (4\pi\nu)^{-1} \int d\mathbf{r} \left[\int_{-\infty}^{\infty} dt \bar{\Psi}(\mathbf{r}, t) \sigma^{(3)} \Psi(\mathbf{r}, t) \right]^2, \quad (9)$$

where

$$\sigma^{(0)} = \begin{pmatrix} 1 & 0 \\ 0 & 1 \end{pmatrix}, \quad \sigma^{(3)} = \begin{pmatrix} 1 & 0 \\ 0 & -1 \end{pmatrix}. \quad (10)$$

The non-linear term in eq.(9) can be decoupled with an auxiliary bosonic (a 2×2 matrix) field $\tilde{Q}(r, t, t') \equiv \tilde{Q}_{r,t,t'}$,

$$\exp \left\{ -(4\pi\nu\tau)^{-1} \int d\mathbf{r} \left[\int dt \bar{\Psi}(\mathbf{r}, t) \sigma^{(3)} \Psi(\mathbf{r}, t) \right]^2 \right\} = \int \mathcal{D}\tilde{Q} \exp \left\{ - \int d\mathbf{r} dt dt' \left[\frac{\pi\nu}{4\tau} \text{Tr} \tilde{Q}_{tt'}(\mathbf{r}) \tilde{Q}_{t't}(\mathbf{r}) + \frac{1}{2\tau} \bar{\Psi}(\mathbf{r}, t) \tilde{Q}_{tt'}(\mathbf{r}) \sigma^{(3)} \Psi(\mathbf{r}, t') \right] \right\}. \quad (11)$$

As a result of this Hubbard-Stratonovich transformation one obtains the following action:

$$iS[\tilde{Q}] = -\frac{\pi\nu}{4\tau}\text{Tr}\{\tilde{Q}^2\} + \text{Tr}\ln\left[\left(\hat{G}_0^{-1} + \frac{i}{2\tau}\tilde{Q}\right)\sigma^{(3)}\right], \quad (12)$$

It follows from equation (6) that the components of the matrix Green function are linearly related

$$\tilde{G}_{--} + \tilde{G}_{++} = \tilde{G}_{-+} + \tilde{G}_{+-}. \quad (13)$$

It is thus convenient to perform a rotation in the Keldysh space

$$G = R\sigma^{(3)}\tilde{G}R^\dagger, \quad \mathbf{a} = \frac{1}{\sqrt{2}}R^\dagger\tilde{\mathbf{a}}. \quad (14)$$

Here the unitary rotation matrix R is given by

$$R = \frac{1}{\sqrt{2}}\left(\sigma^{(0)} - i\sigma^{(2)}\right) = \frac{1}{\sqrt{2}}\begin{pmatrix} 1 & -1 \\ 1 & 1 \end{pmatrix}, \quad (15)$$

yielding (cf. eq. (12))

$$iS[Q] = -\frac{\pi\nu}{4\tau}\text{Tr}\{Q^2\} + \text{Tr}\ln[\hat{G}_0^{-1} + \frac{i}{2\tau}Q]. \quad (16)$$

Clearly, the resulting action is exactly equivalent to the original one, eq. (9). However, it turns out that in many physical problems the fast variations of the matrix Q in space and time are unimportant, and we may integrate them out. In the weak disorder case ($\epsilon_F\tau \gg 1$, where ϵ_F is a Fermi energy) the main contribution comes from the minimum of the action, justifying the use of a saddle-point approximation. Varying the action with respect to Q , one arrives at the following saddle-point equation

$$-\frac{\pi\nu}{2\tau}Q = \frac{1}{\hat{G}_0^{-1}\sigma^{(0)} + \frac{i}{2\tau}Q}. \quad (17)$$

Taking the Fourier transform with respect to $t - t'$ one can show that the matrix

$$\Lambda(\mathbf{r}, \epsilon) = \begin{pmatrix} 1 & 2F(\mathbf{r}, \epsilon) \\ 0 & -1 \end{pmatrix} \quad (18)$$

(for an arbitrary F) is a solution of equation (17). Apart from $F(\mathbf{r}, \epsilon)$ which needs to be determined, the solution for the saddle-point (eq. 18) is not unique. Indeed, the action (16) is invariant under any homogeneous unitary transformation

$$Q = U^\dagger \Lambda U. \quad (19)$$

To calculate the fluctuations around the saddle point (18) we will distinguish between longitudinal and transversal fluctuations, the latter do not modify the value of Q^2 . The spectrum of the longitudinal fluctuations has a gap; for this reason they are irrelevant for the low energy physical properties of the system (although they do affect the bare values of the parameters). The

gapless transversal fluctuations (soft modes) should be taken into account.

We now focus on the long wavelength fluctuations around the saddle point Λ . To study such fluctuations we now extend our discussion and assume the matrix U in eq. (19) to be a slow function of the spatial coordinate. One may now expand the action in gradients of $U(\mathbf{r})$. We thus obtain a new action in a form which is usually referred to as²⁸ a non-linear sigma model

$$iS[Q] = -\frac{\pi\nu}{4}\text{Tr}[D(\nabla Q)^2 + 4i\hat{\epsilon}Q], \quad (20)$$

where the integration over the field Q is now restricted by the non-linear constraint

$$Q^2 = 1. \quad (21)$$

One may derive an equation of motion (quantum kinetic equation¹⁹), which is compatible with eq. (21):

$$D\nabla(Q\nabla Q) + i[\hat{\epsilon}, Q] = 0. \quad (22)$$

We now use the following parameterization:

$$Q = \Lambda \exp(W), \quad \Lambda W + W\Lambda = 0, \quad (23)$$

where the matrix $W_{x,\epsilon,\epsilon'}$, in turn, is parameterized as follows

$$W_{x,\epsilon,\epsilon'} = \begin{pmatrix} F_{x,\epsilon}\bar{w}_{x,\epsilon,\epsilon'} & -w_{x,\epsilon,\epsilon'} + F_{x,\epsilon}\bar{w}_{x,\epsilon,\epsilon'}F_{x,\epsilon'} \\ -\bar{w}_{x,\epsilon,\epsilon'} & -\bar{w}_{x,\epsilon,\epsilon'}F_{x,\epsilon'} \end{pmatrix}, \quad (24)$$

and where the fields F , w and \bar{w} are unconstrained. Note that Λ is parameterized by F as well, (cf. eq.(18)). Expanding the action in soft mode fluctuations around the saddle point we obtain, to second order in²⁹ w, \bar{w} :

$$iS[W] = iS_0[W] + iS_1[W] + iS_2[W]. \quad (25)$$

The zeroth order term is identically equal to zero

$$iS_0[W] = 0. \quad (26)$$

This implies that, in the absence of external sources, the generating functional is equal to unity even on the level of the saddle point equation. The term linear in W is given by

$$iS_1[W] = \pi\nu\text{Tr}\{i\hat{\epsilon}(\bar{w}F - F\bar{w}) + D\bar{w}\nabla^2 F\}. \quad (27)$$

Selecting Λ to be a saddle point of the action (20), which requires the part linear in W to vanish as well, we obtain

$$i(\epsilon_1 - \epsilon_2)F_{x,\epsilon_1,\epsilon_2} - D\nabla^2 F_{x,\epsilon_1,\epsilon_2} = 0. \quad (28)$$

The function $F(x, \epsilon)$ is related to the single particle distribution function $f(x, \epsilon)$

$$F(x, \epsilon) = 1 - 2f(x, \epsilon). \quad (29)$$

Indeed, eq.(28) coincides with the Boltzmann equation within the diffusion approximation for f . However, since eq.(28) is a linear homogeneous equation, F may be related to f only up to multiplicative factors. To establish the relation, eq.(29), one needs to resort to the inhomogeneous version of eq (28), where the r.h.s. is replaced by a collision integral due to electron-electron interactions. This indeed has been done in Ref.¹⁹ (cf. with their eq.(138)).

We can describe what we have done above slightly differently. We note that the parameterization, eq.(23), is a particular choice³⁰ satisfying the constraint, eq.(21). We may look for a particular case for which Λ (which, to begin with, was a saddle point of the original action, eq. (16)) is a saddle point of the non-linear σ -model action, eq. (20) (i.e., $S_1[W] = 0$). This leads to equation (28)). On the other hand, we know that one can employ the Keldysh technique perturbatively, and relate Λ (with the parameterization of eq. (23)) to $\hat{G}(r, r)$ (where \hat{G} is the Green's function in the Keldysh space), with the (1, 2) element thereof related to the distribution function f . This justifies referring to eq.(28) as a kinetic equation. To consider larger deviations from the saddle point Λ , one needs to consult the exact saddle point equation (22).

Equation (22) (or 28) should be supplemented by appropriate boundary conditions at the endpoints of the sample. The quadratic fluctuations around the saddle point are given by

$$iS_2[W] = \frac{\pi\nu}{2} \left[\bar{w}_{x,\epsilon,\epsilon'} [-D\nabla^2 + i(\epsilon - \epsilon')] w_{x,\epsilon',\epsilon} - D\nabla F_{x,\epsilon} \bar{w}_{x,\epsilon,\epsilon'} \nabla F_{x,\epsilon'} \bar{w}_{x,\epsilon',\epsilon} \right]. \quad (30)$$

This action describes the dynamics of the fluctuating fields w and \bar{w} . The dynamics may be affected by the last term on the r.h.s. of eq.(30), accounting for deviations from thermal equilibrium.

We now specialize to a concrete geometry and specific boundary conditions. We consider a system made of two clean (i.e., no disorder) and stationary reservoirs, connected to each other through a diffusive bridge as shown in Fig.(2).

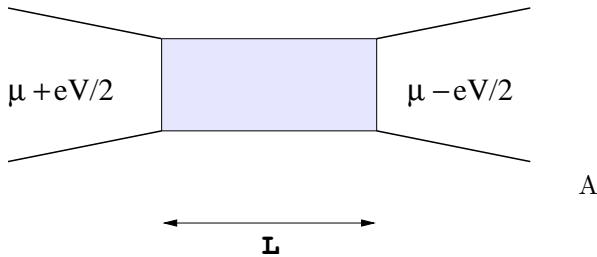


FIG. 2. A diffusive bridge (the shaded area) between two reservoirs

non-zero bias ($eV \neq 0$) gives rise to a finite d.c. current through the bridge. Hereafter we assume that the typical energy relaxation time is much larger than the time-of-flight of the electrons through the micro-bridge, resulting in the following stationary diffusion equation

$$D\nabla^2 F(r, \epsilon) = 0. \quad (31)$$

Note that under the conditions specified above, eq. (31) contains no energy collision integral and no time derivative. Furthermore, we assume that the typical time a particle spends in the reservoir is much larger than the energy relaxation time, so that the single-electron distribution function is subject to local equilibrium boundary conditions at the edges, with the respective chemical potentials as indicated in Fig. (2). It turns out that the solution to eq. (31) consistent with such boundary conditions is³¹

$$F(\epsilon, x) = \left(\frac{x}{L}\right) F_0(\epsilon + eV/2) + \left(1 - \frac{x}{L}\right) F_0(\epsilon - eV/2). \quad (32)$$

Here

$$F_0(\epsilon) = \tanh\left(\frac{\epsilon}{2kT}\right). \quad (33)$$

As we have prepared the tools for our analysis of non-equilibrium noise, we are now set to construct the correlation functions for w and \bar{w} . It is convenient to define the diffusion propagator as

$$(-iw + D\nabla^2) D(r, r', \omega) = \frac{1}{\pi\nu} \delta(r - r'), \quad (34)$$

with the boundary conditions defined on the edges^{21,32}. Since no current may flow through infinite walls, the derivative of the diffusion propagator must vanish in the transversal direction, $\partial D/\partial y = \partial D/\partial z = 0$. Moreover, as the diffusion modes cannot propagate through the clean metallic leads, the diffusion propagator must vanish at the contacts to the latter.

The action (30) can be viewed as a differential operator acting in the 2×2 space spanned by the fields w and \bar{w} . We need to invert this operator to obtain their correlation function.

$$\langle w(x, \epsilon_1, \epsilon_2) \bar{w}(x', \epsilon_3, \epsilon_4) \rangle = 2(2\pi)^2 \delta(\epsilon_1 - \epsilon_4) \delta(\epsilon_2 - \epsilon_3) D(x, x', \epsilon_1 - \epsilon_2), \quad (35a)$$

$$\langle w(x, \epsilon_1, \epsilon_2) w(x', \epsilon_3, \epsilon_4) \rangle = -(2\pi)^3 \delta(\epsilon_1 - \epsilon_4) \delta(\epsilon_2 - \epsilon_3) \cdot g \int dx_1 D_{\epsilon_1 - \epsilon_2, x, x_1} \nabla F_{\epsilon_2, x_1} \nabla F_{\epsilon_1, x_1} D_{\epsilon_2 - \epsilon_1, x_1, x'}, \quad (35b)$$

$$\langle \bar{w}(x, \epsilon_1, \epsilon_2) \bar{w}(x', \epsilon_3, \epsilon_4) \rangle = 0. \quad (35c)$$

Note that as a result of the Keldysh rotation, eq.(14), the correlation function of $\langle \bar{w} \bar{w} \rangle$ (eq.(35c)) vanishes. Next we employ the action (30) to calculate various observables. For this purpose we will use the generating functional, eq. (7). To write it in terms of the Q matrices we note that the magnetic field enters the action (20)

through the "long derivative" $\partial = \nabla + i[\mathbf{a}^\alpha \gamma_\alpha]$, where $e\mathbf{a}/c$ is the vector potential. This follows from the gauge transformation³³ $\Psi \rightarrow U_A \Psi$ which allows to eliminate the vector potential from the action. Provided that the spectrum of the electrons can be approximated as linear, one chooses $\nabla U_A = -iA\tau U_A$. As a result the generating functional (7) can be written as

$$Z[\mathbf{a}] = \int \mathcal{D}Q \exp \left(-\frac{\pi\nu}{4} \text{Tr}[D(\partial Q)^2 + 4i\hat{\epsilon}Q] \right) \quad (36)$$

As a simple example for an observable we consider the mean electron current through the bridge (at a vanishing magnetic field), which is given by

$$I = \frac{-e}{2i} \frac{\delta Z[\mathbf{a}]}{\delta \mathbf{a}_2} \Big|_{\mathbf{a}_2=0; \mathbf{a}_1=0}. \quad (37)$$

The corresponding leading diagram for the average current is shown in Fig.(3)

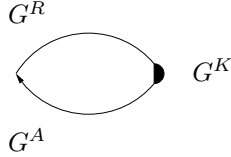


FIG. 3. The leading diagram for the mean value of the electron current in the diffusion approximation. The shaded semi-circle represents the Keldysh component of the Green function.

Employing eq. (36) we find an expression for the d.c. current

$$I = e\pi\nu D \text{Tr}\{ (Q\nabla Q - (\nabla Q)Q)\gamma_2 \}. \quad (38)$$

Taking the saddle point solution for Q , eq. (18), one obtains

$$I_{\text{Ohm}} = G_{\text{Ohm}} V, \quad (39)$$

which is Ohm's law; for diffusive systems of length L and cross-section \mathcal{A} the low frequency conductance is equal to

$$G_{\text{Ohm}} = \sigma \frac{\mathcal{A}}{L}, \quad (40)$$

where the conductivity σ is related to the diffusion coefficient and the thermodynamic density of states through the Einstein relation

$$\sigma = e^2 \nu D. \quad (41)$$

III. CURRENT NOISE IN DISORDERED JUNCTIONS

Besides the average value of the current one may study its fluctuations in time^{1,34}. As far as the second moment is concerned, one is often concerned with the symmetrized correlation function³⁵

$$S(t, x, t', x') = \frac{1}{2} \langle \hat{I}(t, x) \hat{I}(t', x') + \hat{I}(t', x') \hat{I}(t, x) \rangle. \quad (42)$$

In a steady state S is a function of the difference between its respective arguments. In equilibrium this quantity is related to the linear conductance by the Fluctuation-Dissipation Theorem (FDT)

$$S^{eq}(\omega) = \hbar\omega \coth \left(\frac{\hbar\omega}{2T} \right) G(\omega), \quad (43)$$

where $G(\omega)$ is the frequency dependent admittance. Note that the choice of the microscopic parameters (such as impurity strength and concentration) enter only through the diffusion coefficient, hence the conductance. The relation, eq. (43), between the conductance and current noise is universal at equilibrium and does not depend on the microscopic details of the system at hand. Out of equilibrium there is no fundamental expression governing the relation between conductance and the spectral function of the noise, thence one needs to calculate them separately.

To calculate a two-operator correlation function, one may choose the time indices to relate to different branches of the Keldysh contour, and consequently represent the correlator as a Keldysh time-ordered expression, making it possible to apply Wick's theorem. Formally, $\langle \hat{A}(t) \hat{B}(t') \rangle = \langle T_c \hat{A}(t^+) \hat{B}(t'^-) \rangle$, where \hat{A}, \hat{B} , are arbitrary operators and T_c denotes the time ordering operator on the Keldysh contour. The symmetrized current-current correlation function (at a vanishing magnetic flux) can be represented as

$$S(x, t; x', t') = -\frac{e^2}{4} \frac{\delta^2 Z[\mathbf{a}]}{\delta \mathbf{a}_2(x, t) \delta \mathbf{a}_2(x', t')} \Big|_{\mathbf{a}_1=0; \mathbf{a}_2=0}. \quad (44)$$

Here we have used the identity $Z[\mathbf{a}_1; \mathbf{a}_2 = 0] = 1$. After functional differentiation one obtains the following equation

$$S(x, t; x', t') = \frac{e^2 \pi \nu D}{4} \left\langle I_{x,t}^D - \frac{\pi \nu D}{2} M_{x,t} M_{x',t'} \right\rangle_0, \quad (45)$$

where the subscript 0 denotes averaging with the action (20); we have also introduced the notation

$$\begin{aligned}
\gamma_1 &= \begin{pmatrix} 1 & 0 \\ 0 & 1 \end{pmatrix}, \quad \gamma_2 = \begin{pmatrix} 0 & 1 \\ 1 & 0 \end{pmatrix}, \\
I_{x,t,t'}^D &= \text{Tr} \left\{ Q_{x,t,t'} \gamma_2 Q_{x',t',t} \gamma_2 - \delta_{t,t'} Q_{x,t,t'} Q_{x',t',t} \right\} \delta_{x,x'} \\
M(x,t) &= \text{Tr} \left\{ \int dt_1 \left[Q(x,t,t_1) \nabla Q(x,t_1,t) - \right. \right. \\
&\quad \left. \left. (\nabla Q(x,t,t_1)) Q(x,t_1,t) \right] \gamma_2 \right\}. \quad (46)
\end{aligned}$$

One may note the correspondence between the expression (45) and the direct diagrammatic analysis published earlier¹⁵ (cf. Fig. 4).

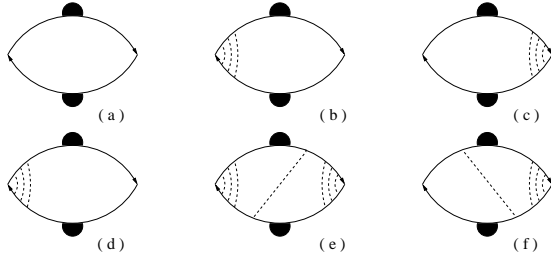


FIG. 4. The leading diagrams for the current noise; the shaded semi-circle represents the single particle distribution function; the dashed lines represent contraction of impurity lines (i.e., ensemble averaging)

The first (diamagnetic) term in eq. (45) is local in space (i.e. decaying on distance of the order of the elastic mean free path) and corresponds to the bare diagram (4a), which describes the fluctuations of the distribution function at a given point. The non-local part corresponds to the diagrams (4b-f), which describe the diffusive propagation of current fluctuations throughout the sample. It is convenient to define a local effective noise temperature as

$$T_{noise}(\omega, x) = \frac{1}{4} \int d\epsilon [1 - F_{\epsilon+\omega, x} F_{\epsilon, x}], \quad (47)$$

such that at equilibrium the noise can be cast as purely “thermal” :

$$S^{eq} = 2T_{noise}G. \quad (48)$$

One may work out (see Appendix A) the explicit form of the current-current correlation function:

$$\begin{aligned}
S(x, x', \omega) &= 2e^2 g \left[T_{noise}(x, \omega) \delta(x - x') + \right. \\
&\quad \pi g [\nabla \nabla' D_{x, x', \omega} T_{noise}(x, \omega) + \nabla \nabla' D_{x, x', -\omega} T_{noise}(x', \omega) + \\
&\quad \left. \pi g \int dx_1 \nabla \nabla_1 D_{x, x_1, \omega} \nabla' \nabla_1 D_{x_1, x', -\omega} T_{noise}(x_1, \omega)] \right]. \quad (49)
\end{aligned}$$

Here $g = \nu D$ is the dimensionless conductance. The same expression was independently derived by Nagaev recently³⁶.

Although eq.(49) is generally quite complicated, one may study certain limiting cases thereof. In the high frequency limit ($\omega \gg E_{Th}$, where $E_{Th} = D/L^2$ is the Thouless energy) the diffusion is restricted by length scales $\sqrt{(D/\omega)}$, leading to the vanishing of the current correlation beyond that distance.

In the low frequency limit ($\omega \ll E_{Th}$) the correlation function does not depend on the spatial coordinates due to particle conservation. To study the temperature and frequency dependence it is convenient to integrate eq. (49) over the volume of the system, which leads to¹⁵

$$S(\omega) = \frac{1}{6} [4S^{eq}(\omega) + S^{eq}(\omega + eV) + S^{eq}(\omega - eV)]. \quad (50)$$

We stress that while the electrons here are assumed to be non-interacting, *the low frequency limit of equation (50) is valid for interacting electrons as well* (in the limit of low electron-electron collision rate), and is in good agreement with experiment³⁴. To see this one may follow arguments similar to those given by Nagaev^{36,37}. Let us assume that it is possible to describe the kinetics of *interacting* electrons by a Kogan-Shulman type set of equations

$$\begin{aligned}
\delta j &= -D \nabla \delta n + \sigma(\omega) \delta E(\omega) + \delta j^{ext}, \\
i\omega \delta n + \nabla \delta j &= 0, \\
\nabla \delta E &= 4\pi e \delta n. \quad (51)
\end{aligned}$$

Here the fluctuations of the electric current density, δj , are related to the fluctuations of the particle density, δn , and the electric field, δE , in a self-consistent field approximation. The “random source” δj^{ext} is generated by short-range scattering events of conducting electrons on the impurities. Motivated by the fact that scattering events on scales larger than the mean free path are uncorrelated, we model the random source correlation function by

$$\langle \delta j_{\alpha}^{ext}(r) \delta j_{\beta}^{ext}(r') \rangle_{\omega} = 4\pi \sigma(\omega) \delta(r - r') T(r, \omega). \quad (52)$$

In the low frequency limit the continuity equation guarantees that the current-current correlation function is independent of the choice of cross-sections, i.e., it is constant as function of its coordinates. To find this constant it is convenient to integrate the current correlation function with respect to its coordinates over the volume of the sample. In our model there are no fluctuations of the electron density and electrostatic potential in the leads. This implies that the gradient term disappears after the volume integration, i.e., we rederive the non-interacting result, eq.(50).

Given the fact that neither the diffusion propagator nor the effective noise temperature entering eq.(49) depend on the phase of the electron wave-function, we conclude that the current noise in diffusive systems is unaffected by quantum decoherence processes in the system^{31,37,38} to leading order in $1/g$.

IV. CURRENT FLUCTUATIONS OF INTERACTING ELECTRONS

So far we have considered the physics of non-interacting electrons. In the present section we study how the electron-electron interaction affects the current through a diffusive junction as well as the current fluctuations, all this out of equilibrium. One may note that the conductance (*including* weak localization corrections) is insensitive to the shape of the electron distribution function. By contrast, the double-step shape of the distribution function is crucial as far as shot-noise is concerned. This provides us with a motivation to consider the effect of electron-electron interaction on the single-electron distribution function, hence the noise. Since the electrons are interacting particles, one should include the (electron density dependent) electric field in the kinetic operator, supplemented by a self-consistency condition, eq.(51). This leads to the appearance of a smooth electric field in the constriction which, on its own (as we have already seen in the Section I), does not give rise to any effect on the low frequency noise, but may modify the higher frequency spectrum of the current noise. This case has been studied extensively applying the Shulman-Kogan approach¹⁴ to various physical system^{31,37,36}. Briefly, the presence of interaction defines a characteristic RC time scale. Depending on the ratio between the measured frequency and the inverse of this time scale, fluctuations of the distribution function propagate (or do not propagate) through the entire system (over time scales $\sim 1/\omega$). In the low frequency limit, fluctuations of the distribution function *do* propagate throughout the entire system (over time scales $\sim 1/\omega$), in which case current-current correlators are independent of the spatial coordinates and do not discriminate between interacting and non-interacting electrons. The value of the shot noise is then given by

$$S(0) = \frac{eI}{3} . \quad (53)$$

By contrast, at high frequencies (larger then the inverse RC time) interactions affect the frequency and the space dependence of the current noise^{37,39}.

However, in addition to the creation of a smooth electric field, electron-electron interactions may lead to inelastic scattering. The relative importance of such a scattering process is determined by the ratio between the sample size L and the inelastic mean free path l_{in} . When the inelastic length is much larger than the system size, electron-electron scattering leads to a small positive correction to the noise given by eq.(50) (cf. Ref.⁽⁴⁰⁾). For systems with a short relaxation length ($l_{in} \ll L$), the distribution function can be approximated by a quasi-equilibrium one. The latter implies that each piece of the conductor possesses its own effective temperature and electro-chemical potential. The contributions of the individual pieces are then added independently. The local quasi-equilibrium conditions lead to the “smearing” of

the double-step distribution function obtained for non-interacting electrons out of equilibrium, eq.(32), and consequently to the enhancement of the current noise (or in other words to a partial suppression of the electron-electron correlation)^{40,41}

$$S(0) = \frac{\sqrt{3}}{4} eI . \quad (54)$$

We now focus on the limit of large inelastic length, and study the effect of electron-electron interaction *beyond* the applicability of the kinetic equation; we evaluate the interaction corrections to the current noise. While this contribution is small in magnitude, it has strong (singular) dependence on temperature and voltage, contrary to the large (but practically constant) non-interacting part. Hereafter we take the function F to be that of the non-interacting gas (in general out of equilibrium), eq.(32). Corrections to the equilibrium conductance (and noise) due to the interplay between interaction and disorder have originally been discussed by Altshuler and Aronov^{21,22} and in two-dimensional settings are given by

$$\delta G = \frac{G}{2\pi^2 g} \ln(kT\tau) . \quad (55)$$

One may note that unlike the non-interacting case (cf. eq. (40)), the conductance due to the Altshuler-Aronov term depends strongly on temperature, i.e. on the smearing of the distribution function. In the non-equilibrium problem the shape of the distribution function is markedly different from the Fermi-Dirac distribution function, which motivates us to study analogous, out-of-equilibrium corrections to the current *and* to the noise. In order to do so we incorporate the Coulomb interaction into the sigma model. The action of the interacting electrons may be written as

$$S_{total}[\Psi] = S_0[\Psi] + S_{int}[\Psi] , \quad (56)$$

where $S_0[\Psi]$ is given by eq. (9) and the interaction part of the action can be described as

$$S_{int}[\Psi] = -\frac{1}{2} \sum_{i=1}^2 \int d\mathbf{r} d\mathbf{r}' dt \rho_i(r, t) \sigma_i^{(3)} V_0(r - r') \rho_i(r', t). \quad (57)$$

Here ρ is the electronic density, $\rho_i = \Psi_i^\dagger \Psi_i$, while V_0 represents the interaction potential. One may introduce a new auxiliary bosonic field

$$\tilde{\Phi} = \begin{pmatrix} \tilde{\phi}_1 \\ \tilde{\phi}_2 \end{pmatrix} , \quad (58)$$

which decouples the interaction in the particle-hole channel, yielding

$$iS_{total} = iS[\tilde{\Phi}] + iS[\tilde{\Phi}, \tilde{Q}] , \quad (59a)$$

$$iS[\tilde{\Phi}] = i\text{Tr}\{\tilde{\Phi}^T V_0^{-1} \sigma^{(3)} \tilde{\Phi}\} , \quad (59b)$$

$$iS[\tilde{\Phi}, \tilde{Q}] = -\frac{\pi\nu}{4\tau} \text{Tr}\{\tilde{Q}^2\} + \text{Tr} \ln \left[\hat{G}_0^{-1} \sigma^{(3)} + \frac{i\tilde{Q} \sigma^{(3)}}{2\tau} + \tilde{\phi}_\alpha \tilde{\gamma}^\alpha \right]. \quad (59c)$$

A major difficulty now arises. The study of an electron gas *at equilibrium* relies on the fact that the correlation function of the fluctuations of the electric potential in the sample can be expressed through the polarization operator of the gas. This is not the case out of equilibrium. To find such a correlation function in the non-equilibrium case is a demanding task, which, in its general formulation, is yet to be solved. Formally the difficulty arises because the conventional RPA approximation has to be modified. Physically this is related to the fact that screening of the interaction for the non-equilibrium gas differs from the standard equilibrium problem. We circumvent this difficulty by considering a toy model of an instantaneous short-range interaction:

$$\hat{V}_0(\mathbf{r} - \mathbf{r}'; t - t') = \Gamma \delta(\mathbf{r} - \mathbf{r}') \delta(t - t') . \quad (60)$$

From calculations done at equilibrium it is known that while this model predicts the correct qualitative behavior for the electronic conductance, it misses the double logarithmic correction to the tunneling density of states. The different singularities in the conductance and the tunneling-density-of-states have been attributed to the presence (absence) of an approximate gauge invariance symmetry⁴² in the former (latter). Gauge invariant quantities are less sensitive to the details of the electron-electron interaction. Since the current correlation function is evidently gauge invariant, we expect our model interaction to yield the correct (singular) temperature and voltage dependence, up to a non-universal numerical prefactor.

Following the rotation, eq.(14), of the interaction part of the action, eq.(59b), in Keldysh space, it reads

$$iS[\Phi] = i\Gamma \text{Tr}\{\Phi^T(\mathbf{r}, t) \sigma^1 \Phi(\mathbf{r}, t)\} . \quad (61)$$

Next one performs a gradient expansion of eq.(59c), treating the field ϕ under the logarithm as a small perturbation, which yields

$$iS[\Phi, Q] = -\frac{\pi\nu}{4} \text{Tr}\{D(\nabla Q)^2 - 4i(\phi_\alpha \gamma^\alpha + \hat{\epsilon})Q\} . \quad (62)$$

The correlation function of the fluctuations of the electric potential, corresponding to eq.(61), is

$$\langle \phi_\alpha(r, \omega) \phi_\beta(r', -\omega) \rangle = -i\Gamma \delta(r - r') \sigma_{\alpha, \beta}^{(1)} , \quad (63)$$

and the correlation function of w and \bar{w} are given by eq.(35). Let us now use this model to calculate the interaction correction to the d.c. value of electron current. Employing eq.(37) we obtain

$$\delta I^{ee} = \frac{e\pi\nu D(i\pi\nu)^2}{4} \times \langle \text{Tr}\{(Q\nabla Q - \nabla Q Q)\gamma_2\} \text{Tr}\{\phi_\alpha \gamma^\alpha Q\} \text{Tr}\{\phi_\beta \gamma^\beta Q\} \rangle_0 , \quad (64)$$

where the subscript 0 means that we perform averaging employing the correlators of eqs.(63) and (35). Evaluating the expression (64) (see Appendix C) we obtain a correction to the electron current. The strongest functional dependence of that correction on temperature (or voltage) is obtained when the parameter $\zeta = \max(eV, kT)$ is larger than the Thouless energy, i.e.⁴³ $\zeta \gg E_{Th}$. Our analysis then yields

$$\delta I^{ee} = \frac{I_{Ohm}}{2\pi^2 g} \ln(\zeta\tau) . \quad (65)$$

Eq.(65) for the effect of interaction on the current at $d = 2$ is valid to the leading logarithmic correction. It features both the voltage and the temperature in a symmetric way, namely as cutoffs which govern the singularity. For high temperatures, $T \gg eV$, the singularity is determined by T , which is consistent with the celebrated Altshuler-Aronov correction to the conductance.

We now turn to the calculation of the interaction correction to the current noise. This correction is given by

$$\delta S^{ee}(0) = \frac{e^2 \pi g (i\pi\nu)^2}{4} \left\langle [I_{x,t,t'}^D \delta_{x,x'} - \frac{\pi D}{2} M_{x,t} M_{x',t'}] \times \text{Tr}\{\phi_\alpha \gamma^\alpha Q\} \text{Tr}\{\phi_\beta \gamma^\beta Q\} \right\rangle_0 . \quad (66)$$

For frequencies smaller than the Thouless frequency the current-current correlation function does not depend on the choice of cross-section. Moreover, we also assume that T is much larger than the Thouless energy⁴³. To calculate the correction to the current noise due to electron-electron interaction one expands eq.(66) in the fields w, \bar{w} . After averaging over these fields (see appendix C) we finally obtain

$$\delta S^{ee}(0) = \frac{G_{Ohm}}{6\pi^2 g} \left[2T \ln \left(\frac{\zeta\tau}{\hbar} \right) + eV \coth \left(\frac{eV}{2T} \right) \left(\ln \left(\frac{\zeta\tau}{\hbar} \right) + \ln \left(\frac{T\tau}{\hbar} \right) \right) \right] . \quad (67)$$

Eq. (67) is the main result of this section. Considering the asymptotic high temperature behavior of eq.(67), one notes that $\delta S(0)$ is given to leading order by the expression for Nyquist noise. Corrections to the noise in this limit are related to the interaction corrections to the conductance²¹ (the latter is related to the Nyquist noise through the FDT), namely

$$\delta S^{ee}(0) = \frac{e^2 G}{\pi^2 g} T \ln(T\tau) , \quad (68)$$

Eq.(68) is related to the correction to the mean current, eq.(65)).

In the large voltage limit, the shot component of the noise is dominant, but interaction correction to it are still determined by the temperature

$$\delta S^{ee} = \frac{e^2 G}{6\pi^2 g} e|V| \ln(kT\tau). \quad (69)$$

Similarly to previous high temperature limit, here too the interaction correction to the noise is negative (cf. 68). As we can see the results for the current (65) and for the current noise (69) are no more simply related to each other.

For non-interacting electrons the shot noise is determined by a random process described by a binomial distribution⁴⁴. The mean current has to do with the mean charge transferred through a cross-section over a given time interval, while the second cummulants of the current noise is related to the dispersion of the distribution function. Electron-electron interactions render the electron motion more correlated. This affects the dispersion more strongly than it affects the average value of the distribution, implying that the ongoing random process is no longer binomial. The deviation from the binomial distribution, though, is small in the inverse dimensionless conductance.

Acknowledgments. We acknowledge helpful discussions with A. Kamenev, D. E. Khmel'nitskii, L.S. Levitov, M. Reznikov, D. Prober and R.J. Schoelkopf. This work was supported by the U.S.-Israel Science Foundation (BSF), the German-Israel Foundation (GIF), the ISF founded by the Israel Academy of Sciences and

Humanities-Centers of Excellence Program, and by the DIP foundation.

APPENDIX A: NOISE OF NON-INTERACTING ELECTRONS

In this Appendix we derive eq.(49). One may note that there are two types of terms in eq.(45). The "diamagnetic" part (arising from the \mathbf{a}^2 term in the action) is proportional to the dimensionless conductance, and therefore it is sufficient to consider its value at the saddle point:

$$I_0^D(x, t) = \frac{4}{(2\pi)^2} \int d\epsilon d\Omega \exp(i\Omega t) [1 - F(x, \epsilon - \Omega)F(x, \epsilon)]. \quad (A1)$$

The $\langle MM \rangle$ correlator is proportional to the square of the dimensionless conductance. It contains both reducible and irreducible contributions to the current-current correlation. In order to extract the contribution of this correlator to the second order *cummulant* of the current (irreducible contribution), we will need to expand it up to second order in w, \bar{w} . Expanding M to first order in these variables⁴⁵ one obtains

$$M_1(x, t) = \frac{2}{4\pi^2} \int \exp(i\Omega t) d\epsilon d\Omega \left[\nabla \bar{\omega}(x, \epsilon, \epsilon\Omega) + \nabla \omega(x, \epsilon, \epsilon - \Omega) - \nabla \bar{\omega}(x, \epsilon, \epsilon - \Omega)F(x, \epsilon)F(x, \epsilon - \Omega) + \nabla F(x, \epsilon - \Omega)F(x, \epsilon)\bar{\omega}(x, \epsilon, \epsilon - \Omega) + \nabla F(x, \epsilon)F(x, \epsilon - \Omega)\bar{\omega}(x, \epsilon, \epsilon\Omega) \right] \quad (2)$$

(Here and later on the subscript k in the I_k and M_k denotes the power of fluctuating field up to which it is expanded). Now one needs to average the product of M_1 's over the fluctuating fields

$$\langle \text{Tr}\{(Q\nabla Q - \nabla Q Q) \gamma_2\}_{x,t} \text{Tr}\{(Q\nabla Q - \nabla Q Q) \gamma_2\}_{x',t'} \rangle_{w,\bar{w}} = \frac{2}{\pi^2} \int d\epsilon d\Omega e^{i\Omega(t-t')} \left[\nabla \nabla' D_\Omega (1 - F_{\epsilon,x'} F_{\epsilon-\Omega,x'}) + \nabla \nabla' D_{-\Omega} (1 - F_{\epsilon,x} F_{\epsilon+\Omega,x}) + \pi \nu D \int dx_1 \nabla \nabla_1 D_\Omega \nabla' \nabla_1 D_{-\Omega} (1 - F_{\epsilon,x_1} F_{\epsilon-\Omega,x_1}) \right]. \quad (3)$$

Combining eq.(2) and eq. (3) with eq.(45) one obtains the expression for the current correlation function through different cross sections at a finite frequency (for which the diffusion approximation holds)

$$S(x, x', \omega) = e^2 \pi \nu D \int \frac{d\epsilon}{2\pi} \left[[1 - F(x, \epsilon)F(x, \epsilon - \omega)] \delta(x - x') + \pi \nu D \left(\nabla \nabla' D_{x,x',\omega} [1 - F_{x,\epsilon} F_{x,\epsilon-\omega}] + \nabla \nabla' D_{x,x',-\omega} [1 - F_{x',\epsilon} F_{x',\epsilon-\omega}] + \pi \nu D \int dx_1 \nabla \nabla_1 D_{x,x_1,\omega} [1 - F_{x_1,\epsilon} F_{x_1,\epsilon-\omega}] \nabla_1 \nabla' D_{x_1,x',-\omega} \right) \right]. \quad (4)$$

The last result can be re-expressed in terms of an effective temperature (eq. (47)), leading to eq.(49).

APPENDIX II: CORRECTIONS TO THE D.C. CURRENT

In this appendix we derive eq.(65), i.e. the interaction corrections to the disorder-averaged value of the d.c. current. One first expands the operator M up to second order in the fluctuating fields

$$M_2(x_1, t_1) = \int d[\epsilon] \exp(i(\epsilon_1 - \epsilon_2)t_1) \left[\nabla F_{x_1, \epsilon_1} \bar{w}_{x_1, \epsilon_1, \epsilon_3} w_{x_1, \epsilon_3, \epsilon_2} + w_{x_1, \epsilon_1, \epsilon_3} \bar{w}_{x_1, \epsilon_3, \epsilon_2} \nabla F_{x_1, \epsilon_2} \right], \quad (1)$$

where $d[\epsilon]$ implies integration over all ϵ 's, $\int d\epsilon/2\pi$. Next we evaluate the expansion up to second order in the fields w, \bar{w} of the quantity

$$\langle \text{Tr}\{\phi_1 \gamma_1 Q\} \text{Tr}\{\phi_2 \gamma_2 Q\} \rangle_\phi = i\Gamma \int d[\epsilon] \left[\bar{w}_{x_2, \epsilon_4, \epsilon_5} w_{x_2, \epsilon_6, \epsilon_6 + \epsilon_4 - \epsilon_5} (F_{x_2, \epsilon_5} - F_{x_2, \epsilon_4}) \right]. \quad (2)$$

Using the expressions (64,1,2) we find that the correction to the d.c. current is given by

$$\delta I^{ee} = -\frac{i}{8} e \pi^3 \nu^3 D \Gamma \mathcal{A} \int [d\epsilon] \left\langle \bar{w}_{x_2, \epsilon_4, \epsilon_5} w_{x_2, \epsilon_6, \epsilon_6 + \epsilon_4 - \epsilon_5} (F_{x_2, \epsilon_5} - F_{x_2, \epsilon_4}) (\nabla F_{x_1, \epsilon_1} \bar{w}_{x_1, \epsilon_1, \epsilon_3} w_{x_1, \epsilon_3, \epsilon_2} + w_{x_1, \epsilon_1, \epsilon_3} \bar{w}_{x_1, \epsilon_3, \epsilon_2} \nabla F_{x_1, \epsilon_2}) \right\rangle_{w, \bar{w}}. \quad (3)$$

After averaging over the fields w and \bar{w} we find that, to lowest order in the interaction amplitude and inverse conductance, the correction is given by

$$\delta I^{ee} = -ie\pi^3 \nu^3 D \Gamma \mathcal{A} \int d[\epsilon] dx_2 (F_{x_2, \epsilon_3} - F_{x_2, \epsilon_1}) \nabla F_{x_1, \epsilon_1} [D_{x_1, x_2, \epsilon_3 - \epsilon_1} D_{x_2, x_1, \epsilon_3 - \epsilon_1} - D_{x_1, x_2, \epsilon_1 - \epsilon_3} D_{x_2, x_1, \epsilon_1 - \epsilon_3}]. \quad (4)$$

Now we will use the fact that the diffusion propagator at frequency Ω is a function of the difference of the spatial coordinates; it decays on the scale $\sqrt{D/\Omega}$ which is much smaller than the sample size, provided that $\hbar\Omega \gg E_{\text{Th}}$. This allows us to integrate over the relative coordinate (assuming that the distribution function does not change much on that distance),

$$\delta I^{ee} = -e^2 V D \Gamma \mathcal{A} \frac{(i\pi\nu)^3}{2\pi L} \int d[\delta\epsilon] d^2[q] D^2[q, -\delta\epsilon] \coth\left(\frac{\delta\epsilon + eV}{2kT}\right). \quad (5)$$

Integrating over q in (5) we obtain

$$\delta I^{ee} = -\frac{e\pi\nu\Gamma\mathcal{A}eV}{(2\pi)^3 L} \int \frac{d\delta\epsilon}{\delta\epsilon} \coth\left(\frac{\delta\epsilon + eV}{2kT}\right). \quad (6)$$

After integration over the energy $\delta\epsilon$ we finally find the correction to the current which exhibits a logarithmic singularity. The latter is smeared on a scale which is determined by the maximal between the temperature and the voltage:

$$\delta I^{ee} = \frac{e^2 \pi \nu \Gamma \mathcal{A} V}{L (2\pi)^3} \ln(\zeta\tau). \quad (7)$$

Restoring the "universal" (i.e., Γ -independent) coefficient from the known equilibrium result we derive eq.(65).

APPENDIX III: CORRECTIONS TO THE CURRENT NOISE

In this Appendix we derive eq.(67). To find the interaction correction to the current noise we use the fact that for frequencies lower than the Thouless energy the result is independent of the cross-sections involved; it is therefore legitimate to integrate the current correlation function over the volume of the system.

Employing eq.(66) we will need to expand the I^D and the MM terms in w and \bar{w} up to a second and third order respectively. We find that the contribution coming from the corrections to MM vanishes after integration over space coordinates (it contains terms of the type $D_{x,L} - D_{x,0}$). To find the correction that arises from the "diamagnetic term" we need to expand the latter up to second order in w and \bar{w} ,

$$I_2^D(t, t') = \int d[\epsilon] \exp(i((\epsilon_1 - \epsilon_4)t + (\epsilon_3 - \epsilon_2)t')) \left[F_{\epsilon_3} F_{\epsilon_4} w_{\epsilon_1, \epsilon_2} \bar{w}_{\epsilon_3, \epsilon_4} - \delta_{\epsilon_3, \epsilon_4} w_{\epsilon_1, \epsilon_5} \bar{w}_{\epsilon_5, \epsilon_2} + 2\delta_{\epsilon_3, \epsilon_4} F_{\epsilon_2} F_{\epsilon_3} w_{\epsilon_1, \epsilon_5} \bar{w}_{\epsilon_5, \epsilon_2} + F_{\epsilon_1} F_{\epsilon_2} w_{\epsilon_3, \epsilon_4} \bar{w}_{\epsilon_1, \epsilon_2} - \delta_{\epsilon_1, \epsilon_2} w_{\epsilon_3, \epsilon_6} \bar{w}_{\epsilon_6, \epsilon_4} + 2\delta_{\epsilon_1, \epsilon_2} F_{\epsilon_1} F_{\epsilon_4} w_{\epsilon_3, \epsilon_6} \bar{w}_{\epsilon_6, \epsilon_4} - \delta_{\epsilon_3, \epsilon_4} \bar{w}_{\epsilon_1, \epsilon_5} w_{\epsilon_5, \epsilon_2} + 2\delta_{\epsilon_3, \epsilon_4} F_{\epsilon_1} F_{\epsilon_3} \bar{w}_{\epsilon_1, \epsilon_5} w_{\epsilon_5, \epsilon_2} - \delta_{\epsilon_1, \epsilon_2} \bar{w}_{\epsilon_3, \epsilon_6} w_{\epsilon_6, \epsilon_4} + 2\delta_{\epsilon_1, \epsilon_2} F_{\epsilon_1} F_{\epsilon_3} \bar{w}_{\epsilon_3, \epsilon_6} w_{\epsilon_6, \epsilon_4} \right]. \quad (1)$$

Combining eq.(1) with eq.(2) and using the fact that the diffusion propagator decays on scales much shorter than the system's size, we can convert the spatial integration over the relative coordinate to an integral in Fourier space (analogously to how it was done in Appendix B). We obtain

$$\delta I_{ee}^D(\omega) = 4\Gamma \mathcal{A} \int d[\epsilon] d[q] dx \text{Im} \left\{ D^2[q, \epsilon_1 - \epsilon_2] \right\} (F_{x, \epsilon_1} - F_{x, \epsilon_2}) (2F_{x, \epsilon_1} F_{x, \epsilon_1 - w} - 1). \quad (2)$$

Thus the correction (eq. (66) to the noise is given by

$$\delta S^{ee}(\omega) = \frac{e^2 D \mathcal{A} \Gamma (\pi \nu)^3}{L^2} \int d^2[q] d[\delta \epsilon] \text{Im} \left\{ D^2[q, \delta \epsilon] \right\} Y(\delta \epsilon, \omega, eV, T), \quad (3)$$

where we have defined

$$Y(\delta \epsilon, \omega, eV, T) = \int d[u] dx (F_{u, x} - F_{u - \delta \epsilon, x}) (2F_{u, x} F_{u - w, x} - 1). \quad (4)$$

Integrating over energy and ("center-of-mass") coordinate we find that at zero frequency, $\omega = 0$,

$$Y(\delta \epsilon, 0, eV, T) = \frac{L}{3} \left[2kT \left(\coth \left(\frac{eV - \delta \epsilon}{2kT} \right) - \coth \left(\frac{eV + \delta \epsilon}{2kT} \right) \right) + eV \coth \left(\frac{eV}{2kT} \right) \left(\coth \left(\frac{eV - \delta \epsilon}{2kT} \right) - \coth \left(\frac{eV + \delta \epsilon}{2kT} \right) \right) - 2eV \coth \left(\frac{eV}{2kT} \right) \coth \left(\frac{\delta \epsilon}{2kT} \right) \right]. \quad (5)$$

Substituting eq.(5) into eq.(3) we conclude our calculation of the interaction correction to the noise

$$\delta S^{ee}(0) = \frac{G \Gamma \pi \nu}{3g(2\pi)^3} \left[2kT \ln(\zeta \tau) + eV \coth \left(\frac{eV}{2kT} \right) (\ln(\zeta \tau) + \ln(kT\tau)) \right]. \quad (6)$$

Restoring a Γ -independent coefficient from the equilibrium calculation of (6), we finally derive eq.(67).

¹ Sh. Kogan *Electronic Noise and Fluctuations in Solids*, (Cambridge University Press, 1996).

² Ya. M. Blanter and M. Büttiker, *Phys. Rep.*, **336**, 2, (2000).

³ M.J.M. de Jong and C.W.J. Beenakker in *Mesoscopic Electron Transport*, (Kluwer Academic Publishers, Dordrecht, 1997).

⁴ V.A. Khlus *Sov. Phys. JETP* **66**, 6 (1987).

⁵ G. Lesovik *Sov. Phys. JETP Lett.*, **49**, 592 (1989).

⁶ One needs to keep in mind that this type of analysis is applicable only when the $1/f$ noise is negligible.

⁷ R. Landauer in *Localization, Interaction, and Transport Phenomena*, (Springer-Verlag, New-York, 1984).

⁸ M. Büttiker *Phys. Rev. Lett* **65**, 2901 (1990).

⁹ M. Reznikov, M. Heiblum, Hadas Shtrikman and D. Mahalu, *Phys. Rev. Lett.* **75**, 3340 (1995).

¹⁰ C.L. Kane and M. P.A. Fisher, *Phys. Rev. Lett.* **72**, 724 (1993).

¹¹ R de-Piccioto, M. Reznikov, M. Heiblum, V. Umansky, G. Bunin and D. Mahalu *Nature* **389**, 6647 (1997).

¹² L. Saminadayar, D. C. Glatthli, Y. Jin and B. Etienne *Phys. Rev. Lett.* **79**, 2526 (1997).

¹³ C.W.J. Beenakker and M. Büttiker *Phys. Rev. B* **46**, 1889 (1992).

¹⁴ A.Ya. Shulman and Sh.M. Kogan *Sov. Phys. JETP* **29**, 3 (1969); S.V. Gantsevich, V.L. Gurevich and R. Katilius *Sov. Phys. JETP* **30**, 276 (1970).

¹⁵ B.L. Altshuler, L. S. Levitov and A. Yu. Yakovetz *Sov. Phys. JETP Lett.* **59**, 12 (1994).

¹⁶ K.B. Efetov, A. I. Larkin and D.E. Khmelnitskii *Sov. Phys. JETP* **52**, 568 (1980).

¹⁷ For a review see K.B. Efetov in *Supersymmetry in disorder and chaos*, (Cambridge University Press, 1997).

¹⁸ A.M. Finkel'stein, *Electron Liquid in disordered Conductors*, Sov. Sci. Rev. A. Phys. vol.14 (Harwood Academic

- Publishers, London, 1990).
- ¹⁹ A. Kamenev and A. Andreiev *Phys. Rev. B* **60**, 2218 (1999).
 - ²⁰ C. Chamon, A.W. Ludwig and C. Nayak *Phys. Rev. B* **60**, 2239 (1999).
 - ²¹ B.L. Altshuler and A.G. Aronov in *Electron-Electron Interaction in Disordered Systems*, (Elsevier Science Publishers B.V., New-York, 1985).
 - ²² B.L. Altshuler, A.G. Aronov and P.A. Lee *Phys. Rev. Lett.* **44**, 1288 (1980).
 - ²³ D.B. Gutman and Y. Gefen *cond-mat/0006468*.
 - ²⁴ L.P. Kadanoff and G.Baym *Quantum Statistical Mechanics*, W.A. Benjamin, Inc., Advanced Book Program, Reading, Massachusetts (1962). L. Keldysh *Sov. Phys. JETP* **20**, 4 (1965) ;
 - ²⁵ See e.g. E. M. Lifshitz and L. P. Pitaevsky, *Physical Kinetics* (Pergamon Press, Oxford, 1981), Ch.10.
 - ²⁶ For a review see J. Rammer and H. Smith *Rev. Mod. Phys.* **58**, 323 (1986).
 - ²⁷ As opposed to a single time field theory where any contribution to an observable from disconnected diagrams cancels with such a contribution to the partition function, in the double time formalism each disconnected diagram vanishes separately. This follows from the fact that integration in the positive and the negative directions in time gives contributions of opposite signs for disconnected diagrams.
 - ²⁸ E. Fradkin *Field theories of condensed matter systems*, (Addison-Wesley Publishing Company, Redwood City, 1991), Ch.3.
 - ²⁹ Such a procedure is justified if the correlation function at hand can be correctly calculated within perturbation theory.
 - ³⁰ This is not the most general parameterization. In our analysis we do not include the Jacobian corresponding to this parameterization.
 - ³¹ K.E. Nagaev *Phys. Lett. A* **169**, 103 (1992).
 - ³² In order for the diffusion approximation for the kinetic equation to be valid, the deviation from equilibrium should be small, i.e. the energy gain between two subsequent elastic scattering events must be small in comparison with the Fermi energy ($(eV/\epsilon_F)(l/L) \ll 1$).
 - ³³ B.L. Althsuler, V. E. Kravtsov and I.V. Lerner in *Mesoscopic Phenomena in Solids*, (North Holland, New-York, 1991).
 - ³⁴ R.J. Schoelkopf, P.J. Burke, A.A.Kozhevnikov, D.E.Prober and M.J.Rooks, *Phys.Rev. Lett.* **78**, 3370 (1997).
 - ³⁵ L.D. Landau and E.M. Lifshitz *Statistical Physics, Part 1*, (Pergamon Press, Oxford,1980), Ch.12.
 - ³⁶ K.E. Nagaev *Phys. Rev. B* **62**, 5066, (2000).
 - ³⁷ K.E. Nagaev *Phys. Rev. B* **57**, 4628 (1998).
 - ³⁸ J.M. de Jong and C.W.J. Beenakker *Phys. Rev. B* **51**, 16867 (1995).
 - ³⁹ Y. Naveh, D.V. Averin and K.K. Likharev *Phys. Rev. B* **59**, 2848, (1999);
 - ⁴⁰ K.E. Nagaev *Phys. Rev. B* **52**, 4740, (1995).
 - ⁴¹ V.I. Kozub and A.M. Rudin *Phys. Rev. B*, **52**, 7853, (1995); Y. Naveh, A.N. Korotkova and K.K. Likharev *Phys. Rev. B (RC)* **60**, **2169** (1999).
 - ⁴² A.M. Finkel'stein *Physica B* **197**, 636 (1994).
 - ⁴³ We note that in our open boundary geometry, E_{Th} appears as a natural cutoff in our diffusons. A strong dependence on ζ will show up only when the latter exceeds E_{Th} , namely when it replaces the Thouless energy as a cutoff.
 - ⁴⁴ H. Lee, L.S. Levitov and A.Yu. Yakovets. *Phys. Rev. B* **51**, 4079, (1995).
 - ⁴⁵ Note that in the present analysis we ignore weak localization corrections. This implies that there are no $\langle ww \rangle$ or $\langle w\bar{w} \rangle$ corrections to M , hence the current.