

Spatial interference of coherent atomic waves by manipulation of the internal quantum state

C. Fort, P. Maddaloni*, F. Minardi, M. Modugno, and M. Inguscio

INFM – L.E.N.S. – Dipartimento di Fisica, Università di Firenze

L.go E. Fermi 2, I-50125 Firenze, Italy

** Dipartimento di Fisica, Università di Padova*

via F. Marzolo 8, I-35131 Padova, Italy

A trapped ^{87}Rb Bose-Einstein condensate is initially put into a superposition of two internal states. Under the effect of gravity and by means of a second transition, we prepare two vertically displaced condensates in the same internal state. These constitute two coherent sources of matter waves with adjustable spatial separation. Fringe patterns, observed after free expansion, are associated with the interplay between internal and external degrees of freedom and substantially agree with those for a double slit experiment.

Coherent matter waves are available since the achievement of Bose-Einstein condensation (BEC) in dilute atomic gases [1]. The analogy with coherent light waves was soon recognized and new perspectives were opened in the fields of atom and quantum optics [2]. Interferograms have been reported [3] from two horizontally elongated condensates separated by a vertical light barrier. Spatial coherence in the framework of atom lasers has been investigated by means of radio-frequency outcoupling [4] from selected positions in the condensate [5]. Bragg diffraction has been used for the implementation of Mach-Zehnder interferometers with BEC's [6,7]. Four-matter waves mixing [8] has opened the field of non-linear atom optics. All the above schemes are based on the manipulation of the external degrees of freedom, i.e. position or momentum.

However, an atomic matter wave also offers the opportunity to manipulate the internal degrees of freedom. For instance, coherent superpositions of multistate condensates can be created by coupling to an external electromagnetic field. Using two-photon pulses coupling, the group at JILA [9] has been able to prepare and investigate two condensates in different hyperfine levels with a well defined relative phase. This has led to the production of vortices [10] and has allowed the study of a rich phenomenology. The key physical aspect underlying these experiments is indeed the intriguing interplay between internal and external degrees of freedom. In particular, the coherent preparation of internal states has been used to alter the topological properties of a Bose-Einstein condensate [11,12,13,14].

In this Letter, we report on a novel coherent matter wave interferometer that is based on the entanglement between internal and external degrees of freedom of a condensate. We start with a magnetically trapped condensate and we create a coherent superposition of two Zeeman states having different magnetic moments. The external degrees of freedom of the two states are

differently affected by the external potential (magnetic field + gravity) and the system evolves towards two spatially separated condensates. These can be regarded as two sources of matter waves. After putting them back into the same quantum state and after free expansion, in the overlapping region the density distribution is seen to exhibit a clear fringe pattern. The interferogram is related to the interplay between internal and external degrees of freedom. The fringe spacing can be determined by controlling the evolution time of the quantum state superposition under the effect of gravity, allowing a quantitative analysis of the experimental observation.

We produce a ^{87}Rb condensate of typically 2×10^5 atoms in the $F = 2, m_F = 2$ state trapped in a magneto-static field. The magnetic trap has a cylindrical symmetry, the axial direction lying in the horizontal plane [15]. The magnetic potential is harmonic around its minimum. For atoms in the $F = 2, m_F = 2$ state the axial frequency is $\omega_{x2} = 2\pi \times 12.6(2)$ Hz and the radial one is $\omega_{\perp 2} = 2\pi \times 192$ Hz. As recently shown [16,17] we can control the transfer of some population to the other Zeeman sublevels of the $F = 2$ state by applying a resonant radio-frequency (rf) pulse. In the present experiment we choose the intensity and the length of the rf-pulse so as to equally populate the two low-field seeking sublevels $m_F = 2$ and $m_F = 1$. Under this condition the untrapped $m_F = 0$ sublevel is populated with 15% of the total population, while the high-field seeking sublevels ($m_F = -1, -2$) are essentially unpopulated. As a consequence we can restrict to a two-level system, neglecting the $m_F = 0, -1, -2$ state and considering the condensate after the rf-pulse in a superposition of two atomic states. The $m_F = 1$ component has half the magnetic moment of the $m_F = 2$ experiencing an harmonic potential characterized by lower frequencies ($\omega_1 = \omega_2/\sqrt{2}$). Also, the two potentials, due to the combined effect of magnetic field and gravity, have different minima vertically separated by $g/\omega_{\perp 2}^2$, where g is the acceleration of gravity. The $m_F = 1$ component, which immediately after its production, is in the equilibrium position for the $m_F = 2$ component, starts to oscillate [17].

We then apply a second rf-pulse after a delay time t_1 which can be varied in the range $0.5 \div 2.2$ ms. The effect of this second pulse is to produce two couples of vertically displaced wavepackets each in the same Zeeman state. We leave the system evolving in the trap for an additional time t_2 before switching off the magnetic field. During

the expansion, a micro-wave pulse is used to transfer to $F = 1$ level either $m_F = 1$ or $m_F = 2$ condensates. After 28 ms we take an absorption picture detecting the column density distribution of the condensates remained in $F = 2$.

The dynamics of the two component condensates in the trap, can be obtained from a two coupled Gross-Pitaevskii equations model [18]. The vertical separation of the two density distributions when we switch off the trap depends on gravity through the time $t_1 + t_2$, as shown in Fig. 1. Spatially separated sources, reminding of a “double-slit” configuration, can be produced either in $m_F = 2$ or in $m_F = 1$. By properly choosing the t_1 , t_2 and the expansion time T we are able to take picture when the two matter waves overlap and to detect interference fringes which are shown in Fig. 2. Unlike photons, interactions may cause different regimes ranging from partially overlapped to completely separated atomic clouds. In the latter case one can consider the system composed by two distinct condensates each in a state $|\Psi\rangle = \psi(Z) \exp(i\Phi(Z))$ with phases $\Phi(Z)$ which evolve independently from one another during the expansion. The vertical evolution of the phase of each expanding condensate is given by [7,19]

$$\Phi(Z) = \frac{m}{2\hbar} \frac{\omega_{\perp}^2 T}{1 + \omega_{\perp}^2 T^2} Z^2 + \frac{mV}{\hbar} Z \quad (1)$$

where m is the rubidium mass, ω_{\perp} is the trap frequency in the vertical direction, T is the expansion time and V is the condensate center of mass velocity. The quadratic term in Z describes the mean-field expansion in the Thomas-Fermi limit, while the linear term in Z takes into account the center of mass motion. For long enough expansion times (in our experiment $\omega^2 T^2 \sim 1000$) Eq. 1 reduces to

$$\Phi(Z) = \frac{m}{2\hbar T} Z^2 + \frac{mV}{\hbar} Z \quad (2)$$

When detection takes place, if the two clouds are slightly displaced by the amount $\delta Z = Z_1 - Z_2$, one gets an interference term proportional to

$$\cos(\Phi(Z) - \Phi(Z - \delta Z)) = \cos\left[\left(\frac{m}{\hbar T}(Z_2 - Z_1) + \frac{m}{\hbar}(V_1 - V_2)\right)Z + C\right] \quad (3)$$

where C is a constant phase and Z_i , V_i ($i=1,2$) are the center of mass position and velocity of i -th condensate at the detection time. The fringes spacing is simply

$$\lambda = \frac{\hbar T}{m} \left(\frac{1}{(Z_2 - Z_1) + T(V_1 - V_2)} \right) \quad (4)$$

and we could in principle measure the relative velocity knowing $(Z_2 - Z_1)$. Furthermore, from the free-fall equations, it is straightforward to obtain

$$\lambda = \frac{\hbar T}{m(z_2 - z_1)} \quad (5)$$

where λ depends only on the distance $z_2 - z_1$ between the two condensates before the expansion like for a double slit. The predictions from Eq. 5 together with data corresponding to different “double-slit” separations are reported in Fig. 3. The agreement is very good for large Δz ’s, while it continues to be satisfactory for $\Delta z < 5 \mu\text{m}$ corresponding to condensates not completely separated in which case interactions could play an important role [20,21].

In conclusion, we have implemented a novel matter wave interferometer based on the control of the interplay between internal external degrees of freedom. The separation of a double slit BEC can be adjusted by simply varying the pulse duration and the delay time. Interferograms yield information on the acceleration of gravity as well as on the relative velocity of the two interfering matter wavepackets. In addition, future developments of this matter waves interferometer would allow to study the regime of overlapping condensates where, unlike photons, new effects are expected to arise from mutual interactions between the sources.

This work benefitted of stimulating discussion with S. Stringari and F. Dalfovo and was supported by the Cofinanziamento MURST and by the CEE under Contract No. HPRICT1999-00111. The authors would like to thank M. Artoni for critical reading of the manuscript.

-
- [1] *Bose-Einstein Condensation in Atomic Gases* Proceeding of the International School of Physics “Enrico Fermi” Course CXL edited by M. Inguscio, S. Stringari, and C. E. Wieman (IOS Press 1999) and references therein
 - [2] *Bose-Einstein Condensates and Atom Lasers*, edited by S. Martellucci, A. N. Chester, A. Aspect, and M. Inguscio (Kluwer Academic/Plenum Publishers 2000).
 - [3] M. R. Andrews, C. G. Townsend, H. -J. Miesner, D. S. Durfee, and W. Ketterle Science, **275**, 637 (1997).
 - [4] M. -O. Mewes, M. R. Andrews, D. M. Kurn, D. S. Durfee, C. G. Townsend, and W. Ketterle, Phys. Rev. Lett. **78**, 582 (1997).
 - [5] I. Bloch, T. W. Hänsch, and T. Esslinger, Nature **403**, 166 (2000).
 - [6] Y. Torii, Y. Suzuki, M. Kozuma, T. Sugiura, and T. Kuga, Phys. Rev. A **61**, 041602-1 (2000).
 - [7] J. E. Simsarian, J. Denschlag, M. Edwards, C. W. Clark, L. Deng, E. W. Hagley, K. Helmerson, S. L. Rolston, and W. D. Phillips, Phys. Rev. Lett. **85**, 2040 (2000).
 - [8] L. Deng, E. W. Hagley, J. Wen, M. Trippenbach, Y. Band, P. S. Julienne, J. E. Simsarian, K. Helmerson, S. L. Rolston, and W. D. Phillips, Nature **398**, 218 (1999).
 - [9] D. S. Hall, M. R. Matthews, C. E. Wieman, and E. A. Cornell, Phys. Rev. Lett. **81**, 1543 (1998).
 - [10] M. R. Matthews, B. P. Anderson, P. C. Haljan, D. S. Hall, C. E. Wieman, and E. A. Cornell, Phys. Rev. Lett. **83**, 2498 (1999).

- [11] J. Williams, R. Walser, J. Cooper, E. A. Cornell, and M. Holland, Phys. Rev. A **61** 033612-1 (2000).
- [12] J. E. Williams, and M. J. Holland, Nature **401**, 568 (1999).
- [13] M. R. Matthews, B. P. Anderson, P. C. Haljan, D. S. Hall, M. J. Holland, J. E. Williams, C. E. Wieman, and E. A. Cornell, Phys. Rev. Lett. **83**, 3358 (1999).
- [14] D. S. Hall in *Bose-Einstein Condensates and Atom Lasers*, edited by S. Martellucci, A. N. Chester, A. Aspect, and M. Inguscio (Kluwer Academic/Plenum Publishers 2000) p.43.
- [15] C. Fort, M. Prevedelli, F. Minardi, F. S. Cataliotti, L. Ricci, G. M. Tino, and M. Inguscio, Europhys. Lett. **49**, 8 (2000).
- [16] F. Minardi, C. Fort, P. Maddaloni, and M. Inguscio in *Bose-Einstein Condensates and Atom Lasers*, edited by S. Martellucci, A. N. Chester, A. Aspect, and M. Inguscio (Kluwer Academic/Plenum Publishers 2000) p.129.
- [17] P. Maddaloni, M. Modugno, C. Fort, F. Minardi, and M. Inguscio, Phys. Rev. Lett. **85**, 2413 (2000).
- [18] M. Modugno, F. Dalfovo, C. Fort, P. Maddaloni, and F. Minardi, Phys. Rev. A **62**, 063607-1 (2000)
- [19] F. Dalfovo, S. Giorgini, L. P. Pitaevskii, and S. Stringari, Rev. Mod. Phys. **71**, 463 (1999).
- [20] H. Wallis, A. Röhrhl, M. Naraschewski, and A. Schenzle, Phys. Rev. A **55**, 2109 (1997)
- [21] T. Wong, M. J. Collet, and D. F. Walls, Phys. Rev. A **54**, 3718 (1996)

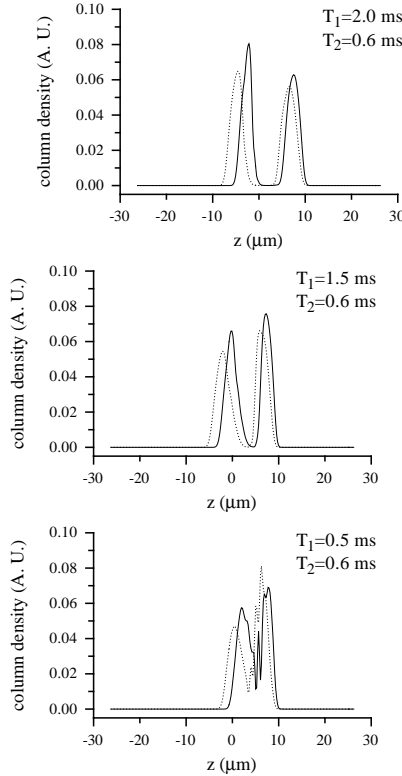


FIG. 1. Calculated density distributions in $m_F = 2$ (continuous line) and $m_F = 1$ (dotted line) state for three different evolution times $t_1 + t_2$ in the trap. Properly choosing the timing we can produce two completely spatially separated sources of coherent matter waves.




FIG. 2. Column density distribution resulting from the interference of two $m_F = 2$ condensates overlapping after 28 ms of free expansion. The two condensates are produced in the magnetic trap: the time distance between the two rf-pulses is $t_1 = 1.5$ ms and the permanence time in the trap after the second pulse is $t_2 = 0.6$ ms. The curve on the right is a vertical cross-section of the recorded image clearly showing spatial fringes.

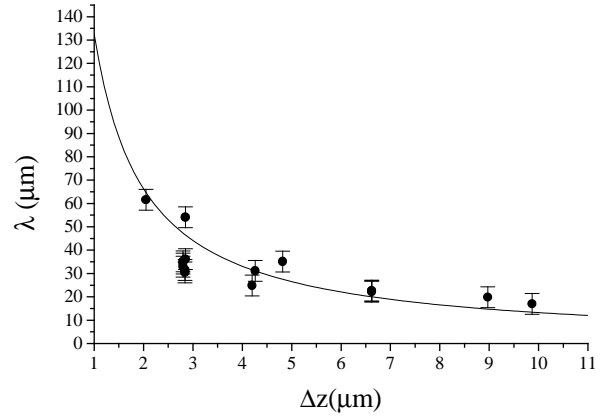


FIG. 3. Measured vertical fringes spacing in the column density taken after 28 ms of expansion as a function of the vertical displacement before expansion between the two interfering wavepackets. The solid curve represent the fringes wavelength in a double slit experiment (Eq.5).