

A new mechanism for granular segregation

D. C. Rapaport*

Physics Department, Bar-Ilan University, Ramat-Gan 52900, Israel

(Dated: January 12, 2001)

A novel process is described that produces horizontal size segregation in a vertically vibrated layer of granular material. The behavior is a consequence of two distinct phenomena that are unique to excited granular media: vibration which causes the larger particles to rise to the top of the layer, and a vibrating base with a sawtooth surface profile which can produce stratified flows in opposite directions at different heights within the layer. The result of combining these effects is that large and small particles are horizontally driven in opposite directions. The observations reported here are based on computer simulations of granular models in two and three dimensions.

PACS numbers: 45.70.Mg, 02.70.Ns

Granular media have been said to embody properties of solids, liquids and gases, but in actual fact studies of the granular state continue to produce surprising results that are unique to this class of matter [1, 2, 3]. Computer modeling plays an important role in these developments, due to the fact that once it has demonstrated an ability to reproduce the observed behavior it can be used in trying to understand the mechanisms involved; examples of the dynamics of granular media that have been examined by this kind of approach include vertical size segregation by both vibration [4, 5] and shear [6, 7], and vibration-induced surface waves [8, 9, 10, 11].

A further instance of unusual behavior in granular matter that has come to light very recently involves a granular layer that is vibrated vertically by a base whose surface profile consists of sawtooth-like grooves (in the experimental realization the material is contained in a narrow annular region between two upright cylinders and is thus practically two-dimensional). What is observed [12], both experimentally and in computer simulations, is the occurrence of horizontal flow. Moreover, the flow direction and magnitude depend on many of the parameters required to specify the system in an apparently complex manner. Subsequent, more detailed simulations of this phenomenon [13] have succeeded in revealing that the induced flow rate actually varies with height within the granular layer; a yet even more surprising observation is that oppositely directed flows can exist simultaneously at different levels in the layer. Once the strongly stratified nature of the horizontal flow is appreciated, the sensitive parameter dependence of the overall horizontal motion of the layer is readily understood as being a consequence of the competition between opposing stratified flows.

A combination of two of the phenomena that are unique to granular matter, namely the already familiar vertical size segregation under vibration, and the recently noted effect of stratified flow outlined above, suggests an entirely new mechanism for separating the components of a granular mixture according to particle size. If, under certain vibration conditions, the upper and lower layers of the material are able to move horizontally in oppo-

site directions under the influence of a sawtooth-shaped base, and the same vibrations cause the larger particles to climb towards the top of the layer, then it is apparent that some degree of horizontal segregation of large and small particles should occur as a consequence. A process based on behavior of this kind could well be of significance from an industrial perspective. In order to examine whether the proposed segregation actually occurs in practice, a series of computer simulations based on a discrete-particle model for granular material have been carried out in both two and three dimensions; most of the results are for the former (which is essentially equivalent to a very narrow upright container) since considerably smaller numbers of particles are involved in the calculations.

The granular model employed here is the same as was used in the horizontal flow simulations mentioned above [13]; early work with simplified, inelastic, soft-particle models of this kind appeared in [6, 14], and a number of similar models are now in widespread use for modeling the dynamics of granular flow. The interaction used to provide the spherical shape of the granular particles has a Lennard-Jones (LJ) form, with a cutoff at the range r_c where the repulsive force falls to zero. For particles located at \mathbf{r}_i and \mathbf{r}_j this is $\mathbf{f}_{ij}^r = (48\epsilon/r_{ij})[(\sigma_{ij}/r_{ij})^{12} - 0.5(\sigma_{ij}/r_{ij})^6]\hat{\mathbf{r}}_{ij}$ for $r_{ij} < r_c = 2^{1/6}\sigma_{ij}$; here $\mathbf{r}_{ij} = \mathbf{r}_i - \mathbf{r}_j$ and $\sigma_{ij} = (\sigma_i + \sigma_j)/2$. σ_i is the approximate diameter of particle i , although because the particles are slightly soft the diameter is not precisely defined. Normal and transverse damping forces (the latter is optional) act during the collision (i.e., while $r_{ij} < r_c$); the normal damping force is $\mathbf{f}_{ij}^n = -\gamma_n(\dot{\mathbf{r}}_{ij} \cdot \hat{\mathbf{r}}_{ij})\hat{\mathbf{r}}_{ij}$, and the transverse force is $\mathbf{f}_{ij}^s = -\min(\mu|\mathbf{f}_{ij}^r + \mathbf{f}_{ij}^n|, \gamma_s|\mathbf{v}_{ij}^s|)\hat{\mathbf{v}}_{ij}^s$, where \mathbf{v}_{ij}^s is the relative transverse velocity at the point of contact (which depends on the angular velocities of both particles and their relative translational velocity). Particles are also subject to the effect of gravity.

The particle size distribution is bimodal, with values randomly distributed over narrow ranges extending from the nominal small and large sizes to values 10% lower. All particles have the same density. For convenience the results are expressed in terms of reduced units, in which

length measurements are based on the diameter of the smaller particles; the definition of the time unit and the relation to physical units will be discussed below. The value of the static friction coefficient used here is $\mu = 0.5$ and the normal and transverse damping coefficients are $\gamma_n = \gamma_s = 5$. In the three-dimensional simulations the transverse damping force is omitted; while its absence has no major influence on the observed behavior – indicating that the phenomenon is not especially sensitive to the details of the model – it does reduce the computational effort.

The sawtooth base for the two-dimensional simulations is constructed (for reasons of computational convenience) from a set of grainlike particles positioned in a manner that describes the desired asymmetric sawtooth profile; the base particles are forced to oscillate vertically in unison to produce the effect of a sinusoidally vibrated base, and it is these vibrations that drive the system. The base particles interact with the freely moving granular particles using the same force laws as above; in order to produce reasonably straight sawtooth edges the diameter of these particles is 0.33 and the distance between their centers is 0.17. Further discussion of the model appears in [13], and more general aspects of the computational methodology are to be found in [15]. Unlike the earlier work, which dealt with a horizontally periodic system, here the particles are confined to a container with reflecting lateral boundaries; the container is sufficiently high that particles never reach the upper boundary.

Figure 1 shows a series of screen snapshots (of limited resolution) for a mixture in which there is a 15% concentration of the large particles with a diameter 1.4 times that of the rest. The first image corresponds to an early state of the system, with large particles (shown more darkly shaded) randomly located throughout the layer. Subsequent images show the particle distributions after 1000, 2000, 4000 and 16000 vibration cycles; the occurrence of size segregation – in this instance marked by the leftward motion of the large particles – is clearly visible.

The presence here of lateral boundaries interferes with the stratified horizontal flow observed in the case of periodic boundaries [13]; nevertheless, the effect is sufficiently robust in a system of the size shown that it is still able to drive the segregation. Any practical implementation of such a separation mechanism would of course require some means of continuously injecting a granular mixture at a point above the layer somewhere near its center, and extracting the (at least partially) segregated products from opposite ends of the container through suitably located openings.

Concentration profiles for the large and small particles at several times are shown in Figure 2. The gradual emergence of segregation is apparent, beginning with an initial fairly uniform system, and finishing with practically all the large particles having migrated to the left

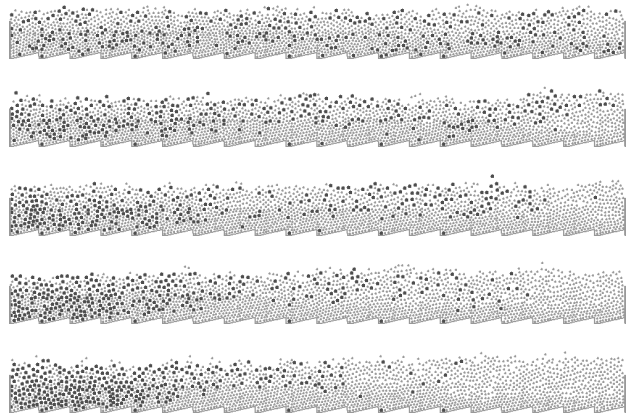


FIG. 1: Screen images showing stages in the size segregation process for a two-dimensional system; the large particles are more darkly shaded.

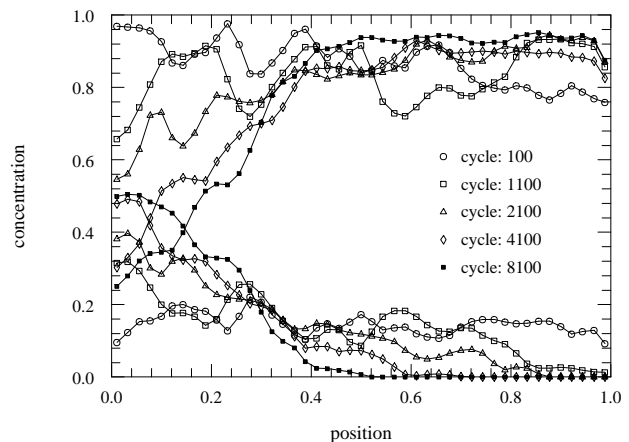


FIG. 2: Variation of the concentrations of large and small particles (lower and upper curves respectively) across the system at several stages during the segregation process.

side of the container and the majority of small particles towards the right.

For the particular case shown, the system width is 180 (in reduced units) and the nominal number of layers is 8; values of frequency f , amplitude A , and gravitational acceleration g , are 0.4, 1, and 5 respectively (the corresponding dimensionless acceleration $\Gamma = (2\pi f)^2 A/g = 1.26$, where $\Gamma \approx 1$ is the minimum required to excite the layer). The large particle diameter and concentration are 1.2 and 15%. The base contains 20 sawteeth of height 2, with an asymmetry such that the right edge of each tooth is practically vertical. Results are averaged over short times and smoothed to lessen the measurement fluctuations.

The reduced units employed here can be related to actual physical units: If, for example, the small particle diameter is actually $10^{-3}m$, then the reduced time unit

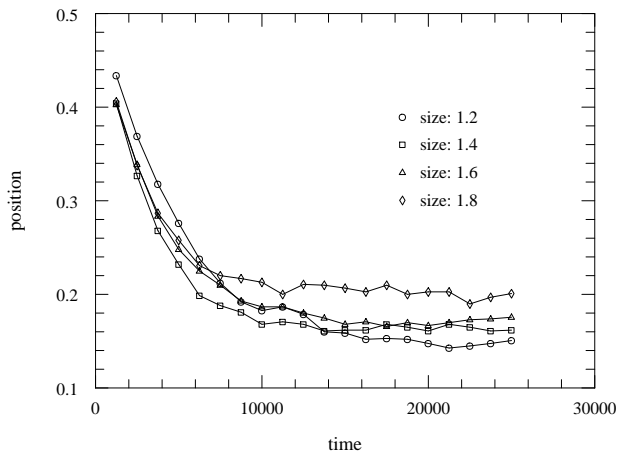


FIG. 3: Position of the center of mass of the large particles as a function of time, for different relative particle sizes.

consistent with the choice of $g = 5$ corresponds to $0.022s$, so that $f = 0.4$ is equivalent to a frequency of $\approx 18Hz$; horizontal flow rates [13] within the strata are then typically $10^{-2}m/s$. Other choices of the length scale and g will lead to different time scales.

In the case of granular particles with a unimodal size distribution, the stratified flows were observed [13] to depend – often in a complex manner – on the various parameters needed to specify the system. A similar dependence also occurs for the mixtures considered here. However, it is important to note that certain aspects of the behavior are only weakly dependent on certain key parameters; one example of this is the efficiency of the segregation mechanism over a range of relative particle sizes. The dependence of the segregation rate on relative size is shown in Figure 3; here the degree of segregation is measured in terms of the time-dependent position of the center of mass of all the large particles (the occasional particle that becomes trapped in a sawtooth groove before its migration is complete will adversely affect such a measurement). The segregation rates are seen to differ slightly, and the eventual position of the center of mass depends on the relative size, but the manner in which separation develops with time in each case is very similar.

The corresponding three-dimensional version of this system consists of a rectangular base with linear sawtooth-like grooves; similar results would be expected from simulations of such a system. It proves more interesting to consider a problem involving an alternative geometry, so a system with circular symmetry is described here.

In the three-dimensional example the base consists of a set of concentric circular grooves, shaped to produce a radial profile identical to that used in two dimensions. Interactions between particles and the base are handled




FIG. 4: Late stage in the simulation of a three-dimensional cylindrical system; a wedge-shaped region has been removed from the front (the container is not shown) so that both the upper surface and a vertical cross-section can be seen (large particles are more darkly shaded).

by a simple extension of the approach used above (by employing a series of concentric donut-like base “particles” to represent the grooves). Since a substantially larger number of granular particles are necessary to achieve a linear size similar to that of the two-dimensional system only a limited exploration of this problem has been undertaken.

A screen image showing a late stage in the segregation (after 2000 vibration cycles) observed in one such realization appears in Figure 4; here the container diameter is 180, the nominal layer thickness is 8, there are 11 sawtooth grooves, and the large particles have size 1.5 and concentration 33%. The sawtooth profile – whose influence is apparent in the positioning of the particles closest to the base – is oriented so that the large particles should migrate towards the outer boundary of the cylindrical container while the small particles move inwards, which indeed is exactly what occurs.

In summary, computer simulations based on a type of granular model whose viability has been established in other studies of grain flow have been used to investigate a novel mechanism for achieving granular size segregation. Since separation and sorting are essential functions in the processing of bulk granular materials, such an approach, implemented for example as a continuous flow device, is of potential industrial value. It remains to be seen whether the behavior of real granular matter is in accord with the predictions of these simulations.

This research was supported in part by the Israel Science Foundation.

* Electronic address: rapaport@mail.biu.ac.il

- [1] G. C. Barker, in *Granular Matter: An Interdisciplinary Approach*, edited by A. Mehta (Springer, Heidelberg, 1994), p. 35.
- [2] H. J. Herrmann, in *3rd Granada Lectures in Computational Physics*, edited by P. L. Garrido and J. Marro

- (Springer, Heidelberg, 1995), p. 67.
- [3] H. M. Jaeger, S. R. Nagel, and R. P. Behringer, *Rev. Mod. Phys.* **68**, 1259 (1996).
 - [4] A. D. Rosato, K. J. Strandburg, F. Prinz, and R. H. Swendsen, *Phys. Rev. Lett.* **249**, 1038 (1987).
 - [5] J. A. C. Gallas, H. J. Herrmann, T. Pöschel, and S. Sokolowski, *J. Stat. Phys.* **82**, 443 (1996).
 - [6] O. R. Walton, in *Mechanics of Granular Materials*, edited by J. T. Jenkins and M. Satake (Elsevier, Amsterdam, 1983), p. 327.
 - [7] D. Hirshfeld and D. C. Rapaport, *Phys. Rev. E* **56**, 2012 (1997).
 - [8] E. Clément, L. Vanel, J. Rajchenbach, and J. Duran, *Phys. Rev. E* **53**, 2972 (1996).
 - [9] S. Luding, E. Clément, J. Rajchenbach, and J. Duran, *Europhys. Lett.* **36**, 247 (1996).
 - [10] D. C. Rapaport, *Physica A* **249**, 232 (1998).
 - [11] C. Bizon, M. D. Shattuck, J. B. Swift, W. D. McCormick, and H. L. Swinney, *Phys. Rev. Lett.* **80**, 57 (1998).
 - [12] Z. Farkas, P. Tegzes, A. Vukics, and T. Vicsek, *Phys. Rev. E* **60**, 7022 (1999).
 - [13] M. Levanon and D. C. Rapaport, submitted **00**, 000 (2000).
 - [14] P. A. Cundall and O. D. L. Strack, *Géotechnique* **29**, 47 (1979).
 - [15] D. C. Rapaport, *The Art of Molecular Dynamics Simulation* (Cambridge University Press, Cambridge, 1995).