

# Superballistic spreading of wave packets in disordered and quasi-periodic systems

L. Hufnagel, R. Ketzmerick, T. Kottos, and T. Geisel

Max-Planck-Institut für Strömungsforschung und Institut für Nichtlineare Dynamik der Universität Göttingen,  
Bunsenstr. 10, 37073 Göttingen, Germany

(May 20, 2019)

Disorder in electron systems usually suppresses the spreading of a wave packet and leads to localization. We show that under certain conditions disorder can lead to a *superballistic* increase of the variance of a wave packet  $M(t) \propto t^\nu$ ,  $2 < \nu \leq 3$ , for parametrically large time intervals. A model is constructed which explains this phenomenon and its predictions are verified numerically for various disordered and quasi-periodic systems.

PACS numbers: 03.65.-w, 05.60.Gg, 72.20.Dp

The time evolution of wave packets in one dimensional (1D) and quasi-1D lattices is described by the time-dependent Schrödinger equation

$$i \frac{dc_n(t)}{dt} = \sum_{m=n-b}^{n+b} H_{nm} c_m \quad , \quad (1)$$

where  $c_n(t)$  is the probability amplitude for an electron to be at site  $n$ ,  $b$  is the number of channels, and  $H_{nm}$  is a tight-binding Hamiltonian. When translational symmetry is present, the eigenstates of the system are plane waves and the variance of wave packets increases quadratically in time ("ballistic spreading"). On the other hand, since the pioneering work of Anderson [1], it is known that disorder usually tends to suppress propagation and leads to localization. In the one-dimensional case, even a small amount of disorder leads to localization of all eigenstates [1,2], and therefore asymptotically the spreading of a wave packet remains bounded. In higher dimensions a localization to delocalization transition can occur which leads to diffusive or subdiffusive spreading of a wave packet [2,3]. In addition, there are quasi-periodic systems which even in 1D show fractal energy spectra and eigenfunctions leading to a power law spreading [4] that is reminiscent of anomalous diffusion in classical systems.

A global characterization of the dynamical evolution of a wave packet is provided by its variance

$$M(t) \equiv \sum_n n^2 |c_n(t)|^2 \propto t^\nu \quad . \quad (2)$$

Its time dependence gives a quantitative description of the dynamics:  $\nu = 0$  corresponds to localization,  $\nu = 1$  to diffusion,  $\nu = 2$  to ballistic motion, and  $\nu \in (0, 2)$  to anomalous diffusion. It was shown that a ballistic upper bound,  $M(t) \leq A \cdot t^2$ , exists for all times with a system specific constant  $A$  [5]. Although this statement gives no restriction on  $\nu$  for finite time intervals, to our knowledge in all studies up to now  $\nu \leq 2$  was found for any time.

In this paper we show that there can be superballistic spreading with exponents  $\nu \in (2, 3]$  for parametrically large time intervals. Examples with  $\nu = 3$  can be seen in Fig. 1 where the variances of wave packets, while staying

below the ballistic upper bound, show a cubic growth. Each system consists of a perfect lattice with a disordered region of finite length. Moreover, extending the length of the disordered region *increases* the time interval of the cubic growth.

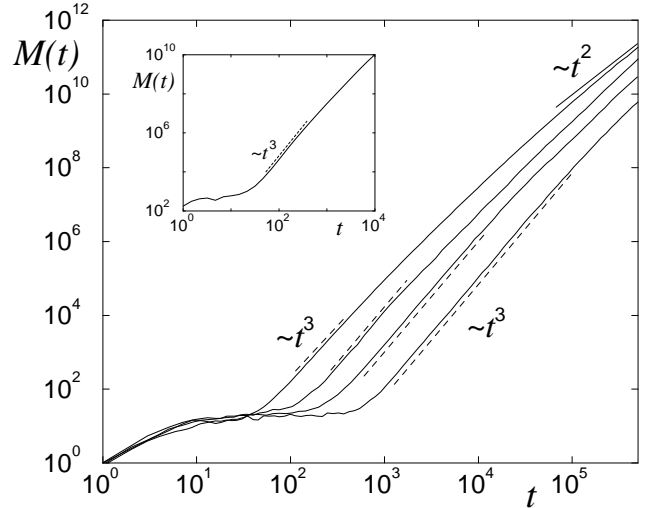


FIG. 1. Variance  $M(t)$  of a wave packet in a 1D disordered model of size  $L = 50, 70, 80, 100$  (from left to right) with a perfect lattice attached to both ends. The dashed lines indicate the time range over which the cubic growth appears before the asymptotic ballistic spreading sets in. The inset shows the cubic growth for a Band Random Matrix model ( $b = 10, L = 100, T = 0.001$ ).

We will show that this unexpected behavior of the variance is associated with the rate  $\Gamma$  for the emission of an electron from the disordered region into the perfect lattice. This parameter determines the time scales

$$t_{\text{on}} \sim \left(\frac{1}{\Gamma}\right)^{1/\nu} \quad \text{and} \quad t_{\text{off}} \sim \frac{1}{\Gamma} \quad , \quad (3)$$

when the superballistic growth starts and ends, respectively. The different  $\Gamma$ -dependence of  $t_{\text{on}}$  and  $t_{\text{off}}$  ensures that this time interval becomes arbitrarily large as

$\Gamma$  decreases. We would like to mention that such intermediate superballistic regimes are well known in other contexts like in hydrodynamic turbulence (Richardson law) or in plasma physics, but are unrelated.

In order to understand the appearance of the cubic growth of the variance in Fig. 1 we consider a simple probabilistic model: The disordered part is replaced by a point source and anything emitted from it moves with a constant velocity  $v$  modelling the dynamics of a perfect lattice. Initially, all probability is confined to the point source and decays with a constant rate  $\Gamma$ , such that the probability at the point source is given by

$$P(t) = \exp(-\Gamma t). \quad (4)$$

The variance  $M_{\text{PS}}(t)$  of the point-source model is then given by

$$M_{\text{PS}}(t) = \int_0^\infty dx x^2 \int_0^t dt' (-\dot{P}(t')) \delta(x - vt') \quad , \quad (5)$$

where  $-\dot{P}(t)$  is the flux emitted from the point source. Substituting Eq. (4) for  $P(t)$  we get

$$M_{\text{PS}}(t) = v^2 \Gamma \int_0^t dt' e^{-\Gamma t'} t'^2 \quad , \quad (6)$$

which yields after integration

$$M_{\text{PS}}(t) = v^2 \left( t^2 - \frac{2}{\Gamma} t + \frac{2}{\Gamma^2} - \frac{2}{\Gamma^2} e^{-\Gamma t} \right) \quad . \quad (7)$$

As expected, the variance grows quadratically,  $M_{\text{PS}}(t) \sim v^2 t^2$ , for asymptotically large times. Expanding the exponential term in Eq. (7) one finds

$$M_{\text{PS}}(t) = v^2 \Gamma \left( \frac{1}{3} t^3 - \frac{\Gamma}{12} t^4 + \dots \right) \quad . \quad (8)$$

Under the condition  $t < 1/\Gamma$  the cubic term dominates all higher orders. Thus we find a cubic increase of the variance in the point-source model starting from the time  $t_{\text{on}} = 0$  up to the time  $t_{\text{off}} \approx 1/\Gamma$ . At the same time scale the crossover to the asymptotic ballistic spreading starts, as can be seen from Eq. (7).

An intuitive understanding is based on the fact, that the linear decrease of  $P(t) = 1 - \Gamma t$  for small times is responsible for the cubic growth of the variance [Eq. (5)]. During this time the norm of the wave packet outside the point source increases linearly. This linear increase of the norm combined with the usual quadratic increase of the variance due to the ballistic spreading yields the cubic growth of the variance.

A more realistic model should take into account the length  $L$  of the disordered region and the time  $\tau$  at which the norm of the wave packet outside the disordered region starts to increase linearly. The total variance is  $M(t) = M_{\text{int}}(t) + M_{\text{ext}}(t)$ , where  $M_{\text{int}}(t)$  is the contribution of the

internal region and  $M_{\text{ext}}(t)$  originates from the perfect lattice, which is given by

$$M_{\text{ext}}(t) = \int_L^\infty dx x^2 \int_\tau^t dt' (-\dot{P}(t')) \delta(x - L - v(t' - \tau)). \quad (9)$$

This reduces to Eq. (5) of the point-source model for times  $t$  fulfilling the following three conditions: (i)  $t \gg \tau$ , (ii)  $vt \gg L$ , and (iii)  $M_{\text{ext}}(t) \gg M_{\text{int}}(t)$ . These conditions set the time scale  $t_{\text{on}}$  at which the cubic law may start, in contrast to  $t_{\text{on}} = 0$  for the point-source model. Conditions (i) and (ii) give the time scales  $\tau$  and  $L/v$ , respectively. The internal variance  $M_{\text{int}}(t)$  is bounded by  $M_{\text{int}}^{\text{max}} \leq L^2$ . Thus condition (iii) together with  $M_{\text{ext}}(t) \approx v^2 \Gamma / 3 t^3$  valid for  $t < t_{\text{off}}$  leads to the time scale  $(M_{\text{int}}^{\text{max}} / (v^2 \Gamma))^{1/3}$ . The maximum of these three time scales defines the onset of the cubic law

$$t_{\text{on}} = \max \left\{ \tau, \frac{L}{v}, \left( \frac{M_{\text{int}}^{\text{max}}}{v^2 \Gamma} \right)^{1/3} \right\} \quad . \quad (10)$$

In order to see the cubic law over a large time interval  $t_{\text{off}} \approx 1/\Gamma$  has to be large implying a small  $\Gamma$ . For sufficiently small  $\Gamma$  the third time scale in Eq. (10) will dominate leading to the scaling presented in Eq. (3) for  $\nu = 3$ . The ratio  $t_{\text{off}}/t_{\text{on}}$  scales as  $\Gamma^{-2/3}$  and therefore can be made arbitrarily large by decreasing  $\Gamma$ .

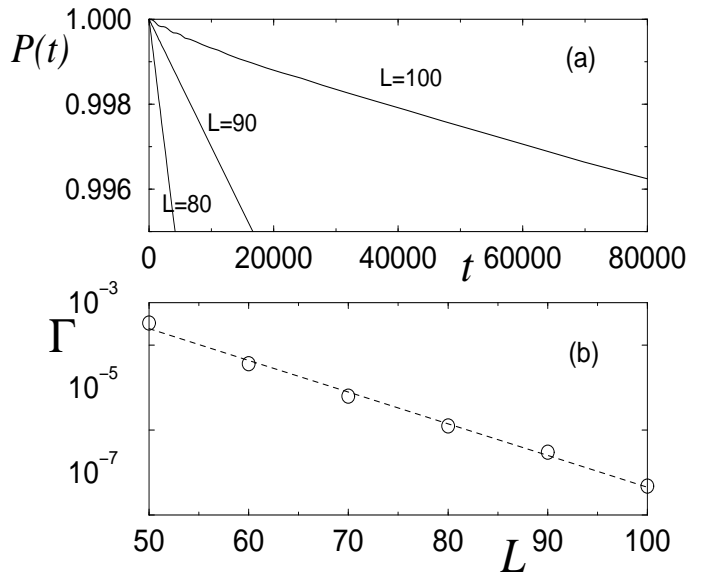


FIG. 2. (a) Norm of the wave packet inside the disordered region of the 1D model vs.  $t$  for  $L = 80, 90, 100$  showing linear decays. (b) Decay rate  $\Gamma$  vs.  $L$  following an exponential law (dashed line).

One can extend the above analysis to other dynamical exponents  $\nu < 3$  by embedding the internal region in a lattice showing anomalous diffusion. These lattices are characterized by a variance scaling as  $t^\mu$ ,  $\mu \in (0, 2)$ . This

yields the general expression  $\nu = \mu + 1$  for Eqs. (2,3). Again, the intuitive understanding is that the linear increase of the norm of the wave packet outside the internal region increases the exponent by 1.

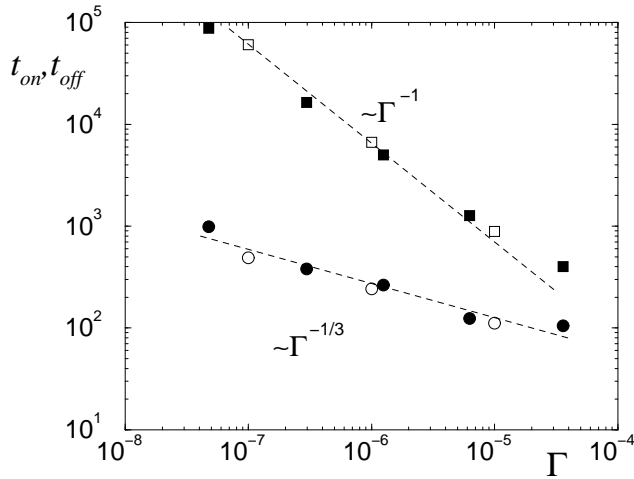


FIG. 3. Times  $t_{\text{on}}$  (circles) and  $t_{\text{off}}$  (squares) vs.  $\Gamma$  for the 1D model (filled symbols) and for the Band Random Matrix model (open symbols, data for  $t_{\text{on}}$  and  $t_{\text{off}}$  are shifted to account for different prefactors of the power laws for the two models).

In the remainder of this paper we will give numerical evidence supporting the above analysis. We use perfect or quasi-periodic lattices with a finite 1D or quasi-1D disordered region, although there are many other possible settings. Our first example consists of a 1D disordered region of size  $L$  attached with semi-infinite perfect lattices at both ends. In Eq. (1) this corresponds to a tridiagonal Hamiltonian ( $b = 1$ ), with  $H_{n,n\pm 1} = 1$  and  $H_{nn} = 0$  except for a region of size  $L$  where  $H_{nn}$  is a random number. We fix the disorder strength and we use sample sizes  $L = 50, \dots, 100$  such that  $L > l_\infty$ , where  $l_\infty$  is the localization length of the corresponding infinite disordered system. In all cases the initial  $\delta$ -like wave packet is launched in the middle of the disordered region. Fig. 1 shows the variance averaged over 10 disorder realizations. It should be noted, that without averaging we get the same qualitative behavior. For small times all wave packets spread ballistically until the variance starts to saturate when  $M_{\text{int}}(t) \approx l_\infty^2$ . Then the cubic increase of the variance can be observed before finally the asymptotic ballistic spreading sets in. There is a ballistic upper bound for all times in agreement with Ref. [5]. The range over which the cubic law holds increases with the size of the disordered sample. This is in agreement with the predictions of the point-source model: It is applicable since the norm of the wave packet inside the disordered region initially decays linearly (Fig. 2a). From this linear decay  $P(t) = 1 - \Gamma t$  we determine the rate  $\Gamma$  which decreases exponentially with the sample size  $L$  (Fig. 2b),

as expected for the localized regime [6]. Thus extending the disordered region decreases  $\Gamma$  and together with Eq. (3) explains the increase of the superballistic time interval. The time scales  $t_{\text{on}}$  and  $t_{\text{off}}$  are determined from the times when  $M(t)$  deviates from the fitted cubic increase by more than 10%. The scaling of the time scales  $t_{\text{on}}$  and  $t_{\text{off}}$  with  $\Gamma$  are shown in Fig. 3 confirming Eq. (3).

We now show that our considerations also apply to a Band Random Matrix model that describes quantum wires [7]. The Hamiltonian matrix  $H_{nm}$  is real and the entries are different from zero in a stripe of width  $b$  around the diagonal ( $|n - m| \leq b$ ), only. The parameter  $b$  defines the hopping range between neighbouring sites, or, in the quasi-1D interpretation, the number of transverse channels along a thin wire [7]. The non-zero matrix elements are independent Gaussian random numbers with variance 1 within a region of size  $L$  and are equal to 1 outside this region. The matrix elements  $H_{nm}$  that couple the sample to the perfect lattice are random numbers with variance  $T$  such that  $\Gamma \sim T$  [8]. In order to study an example where the internal variance  $M_{\text{int}}(t)$  is bounded by the sample size rather than the localization length, we choose a sample size  $L \leq l_\infty$ . Thus the initial wave packet spreads diffusively over the disordered region before it leaks out to the leads. We find a cubic increase of the variance (Fig. 1, inset) and by varying the coupling strength  $T$  we confirm Eq. (3) for  $t_{\text{on}}$  and  $t_{\text{off}}$  (Fig. 3).

Finally, we use a Fibonacci chain model [9] outside the disordered region, which allows to vary the exponent  $\mu$  of its anomalous diffusion by changing the potential strength  $V$  [10]. Fig. 4 shows the superballistic increase of the external variance in nice agreement with the expected exponent  $\nu = \mu + 1$ .

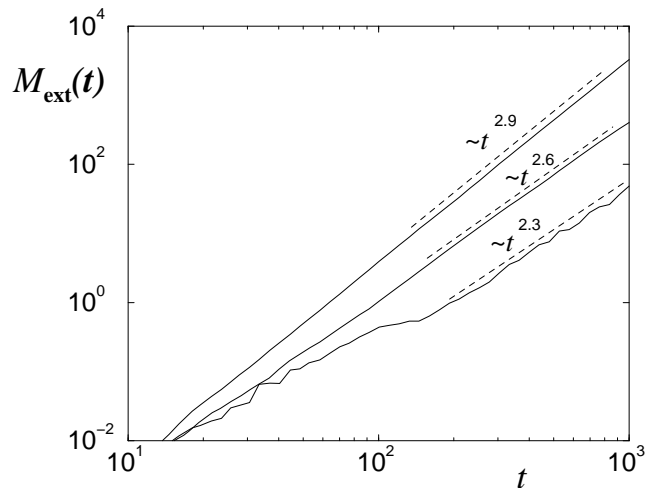


FIG. 4. External variance  $M_{\text{ext}}(t)$  for a 1D disordered sample attached to Fibonacci chain models with  $V = 0.1, 0.4$ , and  $0.7$  (from top to bottom), showing the expected power laws (dashed lines).

We thank R. Fleischmann, I. Guarneri, and A. Politi for helpful discussions.

---

- [1] P. W. Anderson, Phys. Rev. **109**, 1492 (1958).
- [2] E. N. Economou, *Green's Functions in Quantum Physics*, Springer Series in Solid State Physics, Vol. 7 Springer-Verlag, Berlin, (1979). B. Kramer and A. Mackinnon, Rep. Prog. Phys. **56**, 1469 (1993).
- [3] B. Huckestein and L. Schweitzer, Phys. Rev. Lett. **72**, 713 (1994);
- [4] I. Guarneri, Europhys. Lett. **10**, 95 (1989); *ibid* **21**, 729 (1993); R. Ketzmerick, K. Kruse, S. Kraut, and T. Geisel, Phys. Rev. Lett. **79**, 1959 (1997).
- [5] I. Guarneri, J. Math. Phys., **37**, 5195 (1996); I. Guarneri and H. Schulz-Baldes, Rev. Math. Phys. **11**, 1249, (1999).
- [6] A. Buchleitner, I. Guarneri, and J. Zakrzewski, Europhys. Lett. **44**, 162 (1998); O. A. Starykh, P. R. J. Jacquod, E. E. Narimanov, and A. D. Stone, cond-mat/0001017 (2000).
- [7] Y. F. Fyodorov and A. D. Mirlin, Int.J.Mod.Phys., **8** 3795 (1994); T. Kottos, A. Politi, and G. P. Tsironis, Phys. Rev. E, **55**, 4951 (1997); M. Weiss, T. Kottos, and T. Geisel, Phys. Rev. B, in press; [cond-mat/0005339].
- [8] H. A. Weidenmüller, Physica A, **167**, 28, (1990).
- [9] M. Kohmoto, L. P. Kadanoff, and C. Tang, Phys. Rev. Lett. **50**, 1870 (1983); S. Ostlund, R. Pandit, D. Rand, H. J. Schellnhuber, and E. D. Siggia, Phys. Rev. Lett. **50**, 1873 (1983).
- [10] T. Geisel, R. Ketzmerick, and G. Petschel, in *Quantum Chaos; Between Order and Disorder*, G. Casati and B. Chirikov, eds. (Cambridge University Press, Cambridge, 1995), page 634, (1995).