

# A Cluster Monte Carlo Algorithm for 2-Dimensional Spin Glasses

J. Houdayer

Institut für Physik, D-55099 Mainz, Germany, e-mail: [jerome.houdayer@polytechnique.org](mailto:jerome.houdayer@polytechnique.org)

the date of receipt and acceptance should be inserted later

**Abstract.** A new Monte Carlo algorithm for 2-dimensional spin glasses is presented. The use of clusters makes possible global updates and leads to a gain in speed of several orders of magnitude. As an example, we study the 2-dimensional  $\pm J$  Edwards-Anderson model. The new algorithm allows us to equilibrate systems of size  $100^2$  down to temperature  $T = 0.1$ . Our main result is  $\xi \sim e^{2\beta J}$  with  $T_c = 0$  in contradiction to standard believes.

**PACS.** 75.10.Nr Spin glass and other random models – 02.70.Lq Monte Carlo and statistical methods

## 1 Introduction

### 1.1 General considerations

The understanding of Ising ferromagnets has been greatly enhanced by fast Monte Carlo (MC) simulations using cluster algorithms [1, 2]. Unfortunately this technique cannot be directly applied to disordered models such as spin glasses (SG) because of frustration. Attempts have been made to generalise this method [3, 4] but the resulting algorithms are complicated and the speed increase not impressive. Other techniques such as exchange MC (EMC) (also called parallel tempering) [5] allow big improvements over standard one-spin flip (1SF) MC and are widely used for SG. Nevertheless the sizes and temperatures accessible to simulations are still not enough to clearly solve many important issues (see [6] for a review).

We present here a new cluster MC algorithm for 2-dimensional SG which is several orders of magnitude faster than previous MC techniques (namely EMC). It thus gives access to sizes and temperatures which were unreachable before. Note that transfer matrix methods which are widely used for 2-dimensional systems are restrained to “small” sizes, usually no more than  $16 \times \infty$  which appears not to be enough to answer certain questions. With our new tool we have studied the problem of the SG transition in the 2-dimensional  $\pm J$  Edwards-Anderson (EA) [7] model for which several questions are still unsettled. In particular the value of the critical temperature (zero or not) [8, 9, 10, 11, 12] and the nature of the divergences (power laws or exponentials) [13] are still debated. We present evidence at the end of this article that  $T_c = 0$  and that the correlation length follows an exponential law:  $\xi \sim e^{2\beta J}$ , which is different from the standard lore.

### 1.2 Models

The model we consider here is a general Ising spin model on a lattice, whose Hamiltonian is:

$$H(S) = - \sum_{i,j} J_{ij} S_i S_j - \sum_i h_i S_i, \quad (1)$$


where  $S_i = \pm 1$  and the interactions  $J_{ij}$  and the magnetic fields  $h_i$  are *any* fixed real numbers. Let  $N$  be the number of spins. First, the algorithm described in the following section is correct in any all cases in the sense that it gives the right distribution in the infinite time limit. Second, for reasons discussed in the next section, the improvement in the equilibration compared to standard methods arises only in the 2-dimensional case with nearest neighbour interactions. This allow nevertheless to study the Ising spin glass, the Ising ferromagnet and the random field Ising model in two dimensions. We will only consider those 2-dimensional cases in the following.

## 2 The algorithm

### 2.1 The cluster Monte Carlo step

Let us now describe a Monte Carlo move which allows a global update of the spin configurations. Consider a system consisting of two independent spin configurations at the same temperature  $1/\beta$ , thus a configuration of this system is a set of two spin configurations:  $\mathcal{C} = (\{S_i^1\}, \{S_i^2\})$ . Both configurations have the same Hamiltonian (with the same  $J_{ij}$ 's and  $h_i$ 's). We want to sample the configurations with the weight:

$$P(\mathcal{C}) \propto \exp [-\beta (H(S^1) + H(S^2))] . \quad (2)$$



**Fig. 1.** An example of the value of the  $q_i$ 's (1 is white, -1 is black). The system is here a  $200^2 \pm 1$  2-dimensional Edwards-Anderson spin glass at equilibrium at  $\beta = 1.75$ .

To do this, it is sufficient to have an ergodic Markov chain and to enforce the “detailed balance” condition:

$$P(\mathcal{C})\Pi_{\mathcal{C} \rightarrow \mathcal{C}'} = P(\mathcal{C}')\Pi_{\mathcal{C}' \rightarrow \mathcal{C}}, \quad (3)$$

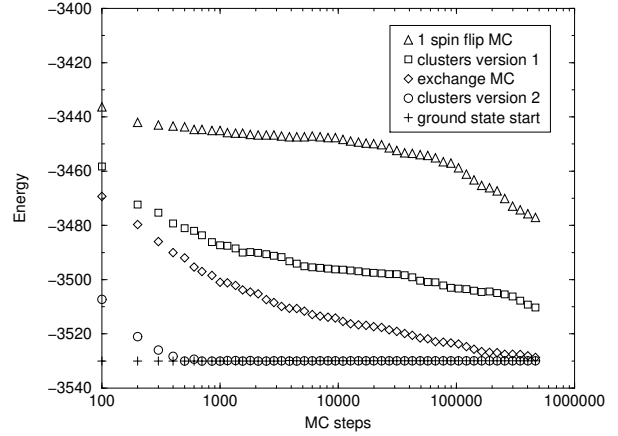
where  $\Pi_{\mathcal{C} \rightarrow \mathcal{C}'}$  is the transition probability from  $\mathcal{C}$  to  $\mathcal{C}'$ .

We define the local overlap between the two replicas by  $q_i = S_i^1 S_i^2$ . This defines two domains on the lattice, the sites with  $q_i = 1$  and the sites with  $q_i = -1$ . We call *clusters* the connected parts of these domains (two sites  $i$  and  $j$  are connected if  $J_{ij} \neq 0$ ). This construction is reminiscent of the algorithm in [14] with the essential difference that both replicas have the same temperature.

Our cluster Monte Carlo step proceeds as follow: choose one site at random for which  $q_i = -1$ , and flip the cluster to which it belongs in *both* configurations. It is quite easy to check that  $H(S^1) + H(S^2)$  is unchanged by this transformation, interface and magnetic energies of the cluster in both configurations being exchanged by the flip. Moreover the  $q_i$ 's are also unchanged, together with the definition of the clusters. It is thus clear that equation 3 is verified for this step since  $P(\mathcal{C}) = P(\mathcal{C}')$  and  $\Pi_{\mathcal{C} \rightarrow \mathcal{C}'} = \Pi_{\mathcal{C}' \rightarrow \mathcal{C}}$ . Note that in the case where the  $h_i$ 's are zero, there is no magnetic energy and one can as well choose a spin with  $q_i = +1$  to flip a cluster. On figure 1 an example of the values of the  $q_i$ 's is presented. The clusters are the connected parts of the white and black domains.

## 2.2 Description of the algorithm

In spin systems one is essentially interested in three observables: the energy of the system ( $H$ ), the magnetisation ( $m = \sum S_i/N$ ) and for spin glasses the overlap



**Fig. 2.** Relaxation of the energy for different algorithms at  $\beta = 3.5$ . See the text for details.

( $q = \sum S_i^1 S_i^2 / N$ ). But from the above discussion it is clear that the proposed cluster flip keeps all those quantities constant for the whole system (but the energies and magnetisations of each replica do change). So in the form of the previous section the algorithm is non ergodic and does not at all equilibrate the quantities of interest.

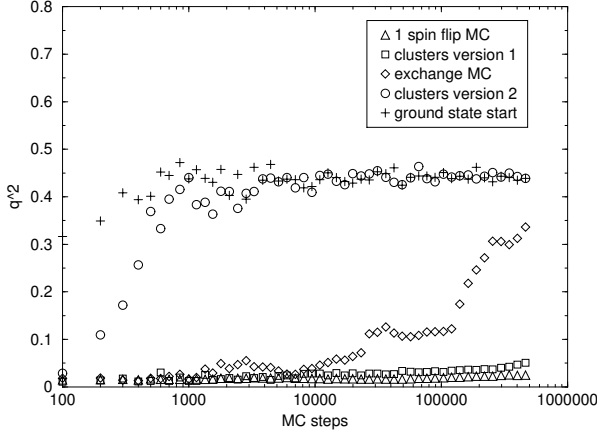
To build a valid Monte Carlo algorithm, we need first to enforce ergodicity. The simplest way to achieve this is to add another kind of move, for example the standard 1SF move with Metropolis acceptance. Furthermore to improve the equilibration effect of the cluster moves, we use  $n > 2$  replicas instead of 2. This trick allows a much faster equilibration of  $q$ . Consider for example 3 replicas, if one flips a cluster between replica 1 and 2 then  $q_{12}$  is unchanged but  $q_{13}$  and  $q_{23}$  do change.

Here are the details of our algorithm (version 1): the system is composed of  $n$  independent replicas with the same Hamiltonian (equation 1) at the same temperature. The algorithm repeatedly does the following:

1. do a standard 1SF move for each spin in each replica.
2. randomly partition the  $n$  replicas in pairs and do one cluster move for each pair.

We test the relaxation time on a  $50^2, \pm 1$  spin glass (i.e  $J_{ij} = \pm 1$  and  $h_i = 0$ ) with periodic boundary conditions at  $\beta = 3.5$  using  $n = 12$ . We compare our algorithm to the simple 1SF method and the EMC (using 16 temperatures from  $\beta = 0.8$  to  $\beta = 3.5$ ) starting from random configurations. As can be seen on figures 2 and 3, this version 1 is much more efficient than the 1SF algorithm but it does not compare well with the EMC. This lack of efficiency is due to the fact that we do not have an efficient equilibration of the energy.

That is why we introduce now the version 2 of our algorithm: it simply consists in mixing version 1 with EMC. So the system consists in  $m$  sets of  $n$  replicas at the same temperature, each set having a different temperature. To be precise, the algorithm (version 2) repeatedly does the following:



**Fig. 3.** Relaxation of  $q^2$  for different algorithms at  $\beta = 3.5$ . See the text for details.

1. perform step 1 and 2 of version 1 on each of the  $m$  sets of replicas.
2. for each pair of neighbouring temperatures do  $n$  standard EMC updates between the two sets (pairing each replica from one set with one from the other).

In a standard EMC update two spin configurations at different temperatures are exchanged with probability

$$P_{1 \leftrightarrow 2} = \min \left( 1, e^{(\beta_2 - \beta_1)(H_2 - H_1)} \right). \quad (4)$$

The choice of the  $m$  temperatures follows that in EMC: one needs enough temperatures so the energy distributions of two neighbouring temperatures must overlap sufficiently to allow the exchange moves to be accepted with reasonable probability. A good rule of thumb is to try to fix the exchange acceptance rate to  $1/3$  to optimise the mixing effect. The choice of  $n$  seems to be simple: the larger the better. In fact, the computation time increases linearly with  $n$  but one obtains  $n \times m$  independent configurations at each step. On the other hand the mixing effect of the clusters rapidly grows with  $n$ , so a large value is preferable.

Again we test the equilibration on the same system as before using  $m = 16$  and  $n = 12$ . On figures 2 and 3 one can see the dramatic improvement over the EMC (at least a factor 1000 in time for this example). Note that to determine if equilibrium has been reached, we also rerun the algorithm starting from ground state configurations (obtained from the algorithm described in [15]). Equilibrium value is reached where the curves meet. It appears that the gain in speed increases with  $N$  and  $\beta$  and may become really huge. This second version is very efficient because the two techniques (clusters and EMC) are perfectly complementary: somehow the EMC is able to explore the energy landscape vertically (up and down in energy) whereas the clusters allow an horizontal search (search at constant energy).

### 2.3 Only in 2 dimensions

Consider what happens in 3 dimensions: During the cluster construction, usually there are about as many sites with  $q_i = 1$  as with  $q_i = -1$ . In  $d = 3$  the site percolation threshold is roughly 0.3 and so both  $q = 1$  and  $q = -1$  sites percolate forming two big clusters (and some very small clusters). It is easy to see that flipping one of those big clusters in both replicas is the same as exchanging the replicas (up to the very small clusters). Hence, the move does essentially nothing. This problem is encountered as soon as the site percolation threshold is less than 0.5 which essentially forbids all lattices which are more than 2-dimensional or with more than nearest neighbour connections.

## 3 The EA model in $d = 2$

Using the second version of our algorithm, we have simulated the 2-dimensional  $\pm 1$  EA model with periodic boundary conditions on a square lattice  $L \times L$ . We have simulated 4 sizes ( $L = 12, 25, 50, 100$ ) for temperatures ranging from  $\beta = 0.3$  to  $\beta = 10$ . We have performed a disorder average over many samples (respectively 400, 400, 200 and 100). The large sizes and low temperatures involved made it difficult to equilibrate the system so we proceeded as follow. First  $n$  was set to the maximum value 32 allowed by our implementation (spin coding on 4-byte integers), it would have been probably better to use even larger values of  $n$ . Then for each sample we first started from random configurations and waited for the lowest temperature to be completely occupied by ground states (32 of them). Then we used these ground states as initial configurations for all temperatures and let the algorithm run. The point here is that it is easier for the algorithm to heat the system than to cool it, since the main obstacle is the low entropy of low energy states. We respectively used an equilibration time of  $10^3$ ,  $5 \cdot 10^3$ ,  $2 \cdot 10^4$  and  $10^5$  MC steps for the different sizes.

In each case we gathered statistics for the overlap  $q$  and measured the SG susceptibility

$$\chi = N \overline{\langle q^2 \rangle}, \quad (5)$$

where the over-line denotes the disorder average and the brackets the thermal average. We also measured the Binder cumulant

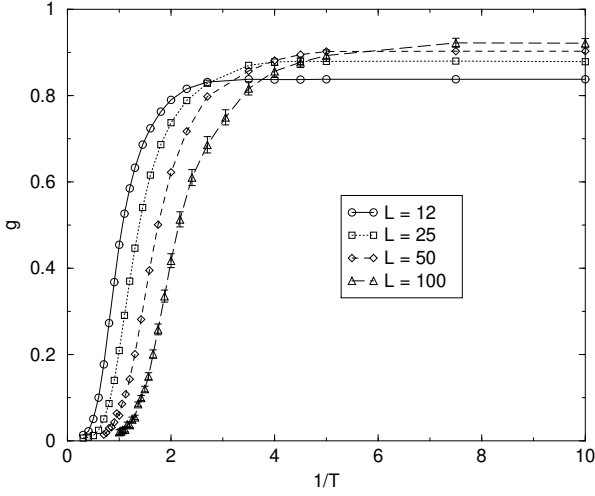
$$g = \frac{1}{2} \left( 3 - \frac{\overline{\langle q^4 \rangle}}{\overline{\langle q^2 \rangle}^2} \right). \quad (6)$$

The standard expected scaling forms [8] are  $\xi \sim (T - T_c)^\nu$  for the correlation length,

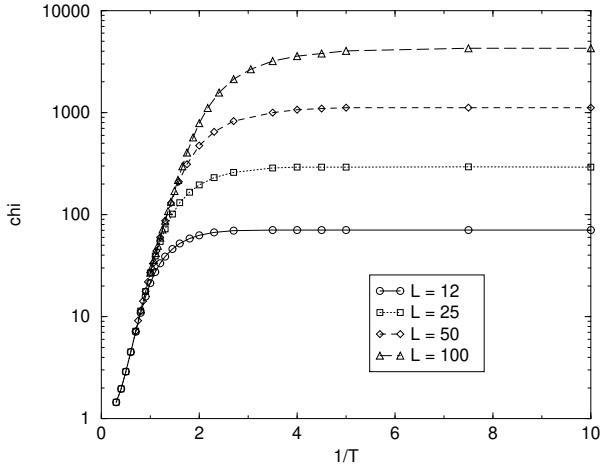
$$\chi \sim L^{2-\eta} \tilde{\chi}(L^{1/\nu}(T - T_c)) \quad (7)$$

for the susceptibility and

$$g \sim \tilde{g}(L^{1/\nu}(T - T_c)) \quad (8)$$



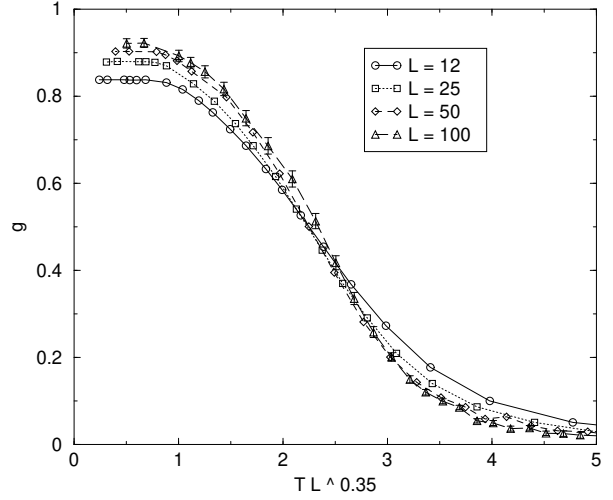
**Fig. 4.** The Binder cumulant  $g$  as a function of the inverse temperature  $\beta$ . The error bars are shown only for  $L = 100$ , they are smaller than the symbols for the others sizes.



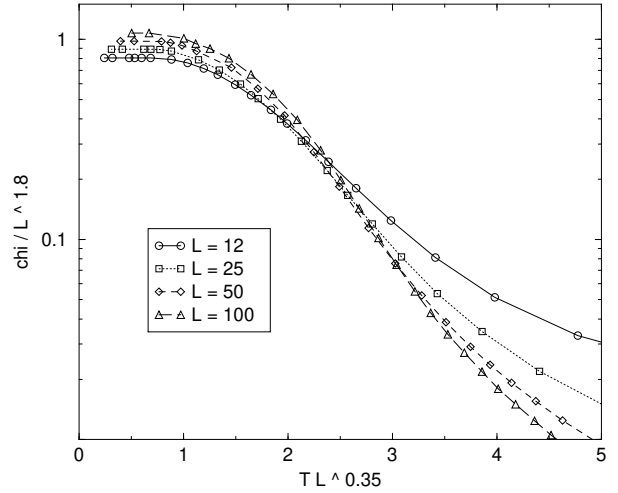
**Fig. 5.** The SG susceptibility  $\chi$  as a function of  $\beta$ . Error bars are smaller than the symbols

for the Binder cumulant. Then the value of  $g$  should be constant at the transition and the curves on figure 4 should cross at  $T = T_c$ . The curves definitely cross, but the crossing point goes to higher and higher values of  $\beta$  as the size increases which is a strong indication that no finite temperature transition occurs (i.e.  $T_c = 0$ ). Even if all the curves have a similar shape, it is interesting to note that the plateaus at low temperature cannot simply scale as predicted by equation 8 (nor by equation 10), since there is no transformation along the vertical axis. This behaviour is probably a finite size effect due to the fact that at these temperatures the system is in its ground state. The results for  $\chi$  are presented on figure 5.

The figures 6 and 7 show the result of the scaling of equations 7 and 8 using  $1/\nu = 0.35$  and  $\eta = 0.2$  (and  $T_c = 0$ ). On both figures one can see a clear size tendency for the curves not to overlap. This effect is not due to a bad choice



**Fig. 6.** The power law scaling:  $g$  as a function of  $TL^{0.35}$



**Fig. 7.** The power law scaling:  $\chi/L^{1.8}$  as a function of  $TL^{0.35}$ .

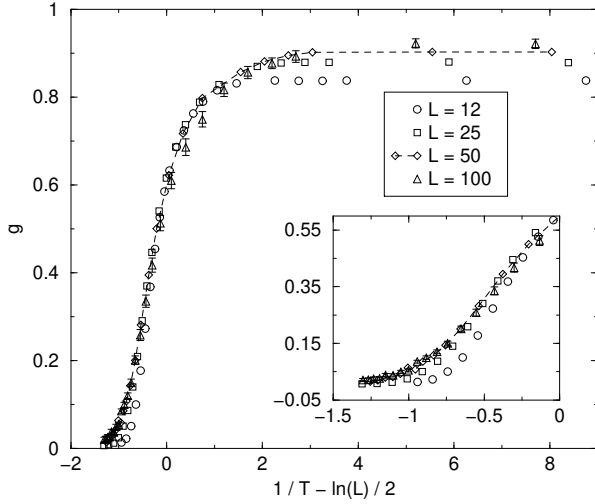
of the parameters since the curves on figure 6 cross and no horizontal scaling around 0 could make the curves overlap. The same argument applies to figure 7 for both axis. For the same reason corrections to scaling as proposed in [11] cannot improve the scaling. This leads us to conclude that this scaling does not apply. Saul and Kardar [13] proposed a few years ago an exponential scaling for the correlation length, namely  $\xi \sim e^{2\beta}$ , which leads to:

$$\chi \sim L^{2-\eta} \tilde{\chi}(\beta - \frac{1}{2} \ln L), \quad (9)$$

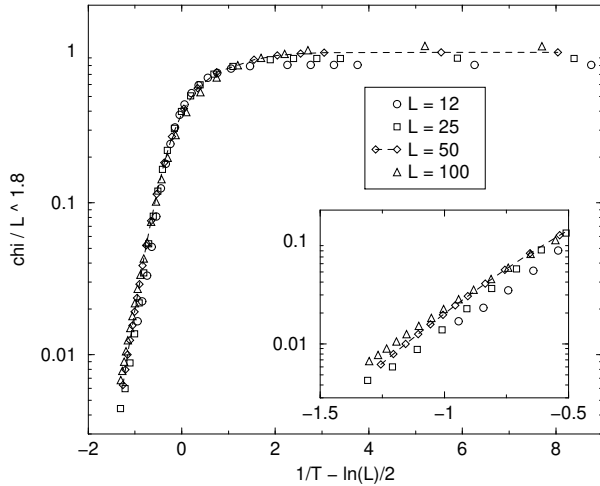
and

$$g \sim \tilde{g}(\beta - \frac{1}{2} \ln L). \quad (10)$$

The corresponding scalings are shown in figures 8 and 9 with  $\eta = 0.2$ . The overlap is much better with fewer free parameters, which seems to indicate that this scaling is the correct one. In the inserts in these figures one can see



**Fig. 8.** The exponential scaling:  $g$  as a function of  $\beta - \frac{1}{2} \ln L$  (no free parameters). The insert shows an enlargement of the high temperature region.



**Fig. 9.** The exponential scaling:  $\chi/L^{1.8}$  as a function of  $\beta - \frac{1}{2} \ln L$ . The insert shows an enlargement of the high temperature region.

that the discrepancies disappear as the size increases. Finally the scalings with  $T_c \neq 0$  have also been tried (data not shown), but they give less good results than the exponential scaling though having two parameters more.

## 4 Conclusion

We have described a cluster Monte Carlo algorithm for Ising spin models which incorporates an exchange Monte Carlo with constant energy “cluster” moves. In 2 dimensions with nearest neighbour interactions, this algorithm allows a gain in speed of several order of magnitude as compared to exchange Monte Carlo. And it works for any kind of interactions and magnetic field (even frustrated and disordered).

The  $\pm J$  2-dimensional Edwards-Anderson Ising spin glass was then studied at very low temperatures and for large sizes. The critical temperature appears to be exactly  $T_c = 0$  and the standard power law scaling must be replaced by the exponential scaling proposed by Saul and Kardar [13] (equations 9 and 10). This probably means that the lower critical dimension  $d_l = 2$  for spin glasses. In an early work [16], McMillan stated that  $d_l > 2$  and that at  $d = d_l$  one should have  $\xi \sim e^{K\beta^2}$ ; we also try this scaling law but it definitely does not apply in our case.

As argued in [17] excitations with non-trivial topology are necessary to have a spin glass phase, and it is precisely in this case that the algorithm proposed here does not work. This point of view is also compatible with [9] where a 2-dimensional spin glass with next-nearest neighbour ferromagnetic interactions seems to have a finite critical temperature (the percolation threshold is then less than 1/2 and excitations with non-trivial topology are possible).

Only the  $\pm J$  spin glass has been studied here and it would be interesting to see if the spin glass with Gaussian couplings behaves in the same way; this will be the subject of a publication to come.

The author acknowledges W. Kob, K. Binder and I. Campbell for fruitful discussions and the Max Planck Institut für Polymerforschung for its financial support.

## References

1. R. H. Swendsen and J.-S. Wang, Phys. Rev. Lett. **58**, 86 (1987).
2. U. Wolff, Phys. Rev. Lett. **62**, 361 (1989).
3. S. Liang, Phys. Rev. Lett. **69**, 2145 (1992).
4. F. Matsubara, et al., Phys. Rev. Lett. **78**, 3237 (1997).
5. K. Hukushima and K. Nemoto, J. Phys. Soc. Jpn. **65**, 1604 (1996).
6. E. Marinari, G. Parisi, and J.J. Ruiz-Lorenzo, in *Spin Glasses and Random Fields*, edited by A. P. Young (World Scientific, Singapore, 1998).
7. S. F. Edwards and P. W. Anderson, J. Phys. **F 5**, 965 (1975).
8. R. Bhatt and A. P. Young, Phys. Rev. **B 37**, 5606 (1988).
9. N. Lemke and I. A. Campbell, Phys. Rev. Lett. **76**, 4616 (1996).
10. T. Shirakura and F. Matsubara, J. Phys. Soc. Jpn. **65**, 3138 (1996).
11. H. Kitatani and A. Sinada, J. Phys. **A 33**, 3545 (2000).
12. T. Shirakura and F. Matsubara (cond-mat/0011235).
13. L. Saul and M. Kardar, Phys. Rev. **E 48**, R3221 (1993).
14. R. H. Swendsen and J.-S. Wang, Phys. Rev. Lett. **57**, 2607 (1986).
15. J. Houdayer and O. C. Martin, Phys. Rev. Lett. **83**, 1030 (1999).
16. W. L. McMillan, J. Phys. **C 17**, 3179 (1984).
17. J. Houdayer and O. C. Martin, Europhys. Lett. **49**, 764 (2000).