

Fig
magn
parall
under
Wen
conne
regio
public
termi
state
As sh
a slop
ity tr
the ci
close
by ex
 dT/di
posed
VG st
 $I -$
netic
suring
are u
with
ing (I
taken
samp
which
it is h
tures

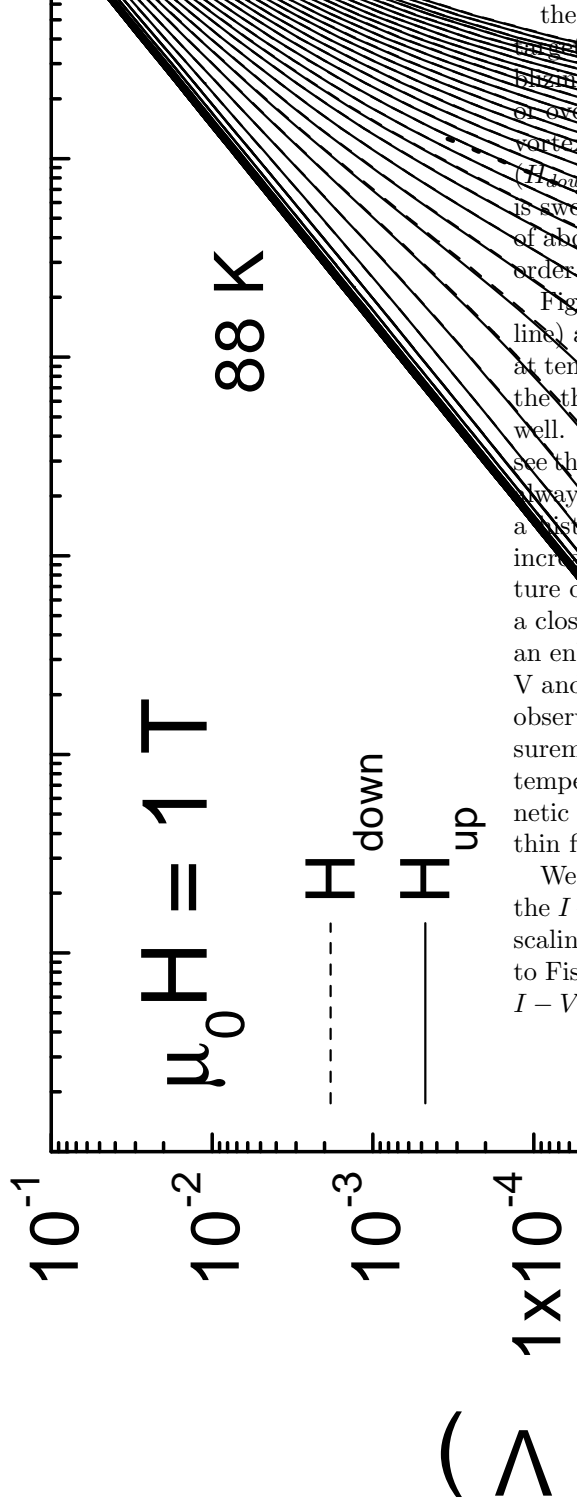


FIG. 2. $I - V$ curves measured in the so-called H_{up} and H_{down} processes (see text) from 76 K to 88 K with increments of 0.3 K. It is found that, in the temperature region just above T_g (marked here by the thick dotted line) the dissipation in the H_{up} process is always higher than that in the H_{down} process showing a history dependent effect. It disappears in the high current (voltage) region for all temperatures.

the
the
bluen
of our
vorte
(H_{down}
is swe
of abs
order
Fig
line) ;
at ten
the tl
well.
see th
away
a fast
incre
ture c
a clos
an en
V and
obser
surem
tempe
netic
thin f
We
the I
scalin
to Fis
 $I - V$

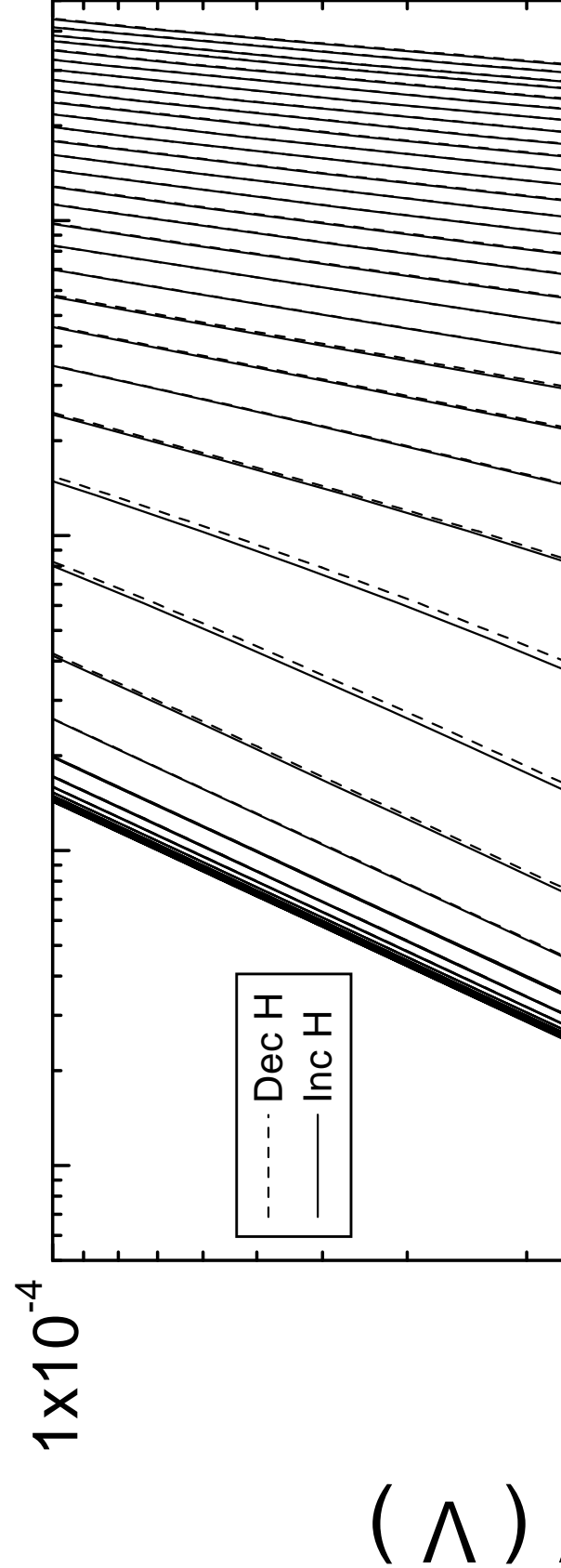


FIG. 3. An enlarged view of Fig.2 in the voltage region between 5×10^{-6} V and 1×10^{-4} V. The history dependent effect is more clear here.

where
VG to
versal
field.
eq.(1)
cess ϵ
is nar
and ν
by Fi
branc
and z
Koch
the ol
reads
is the
 $\nu = 1$
that
ohmic
is 6.1
the s
and ϵ
the g
that t
could
bound
comp
Koch

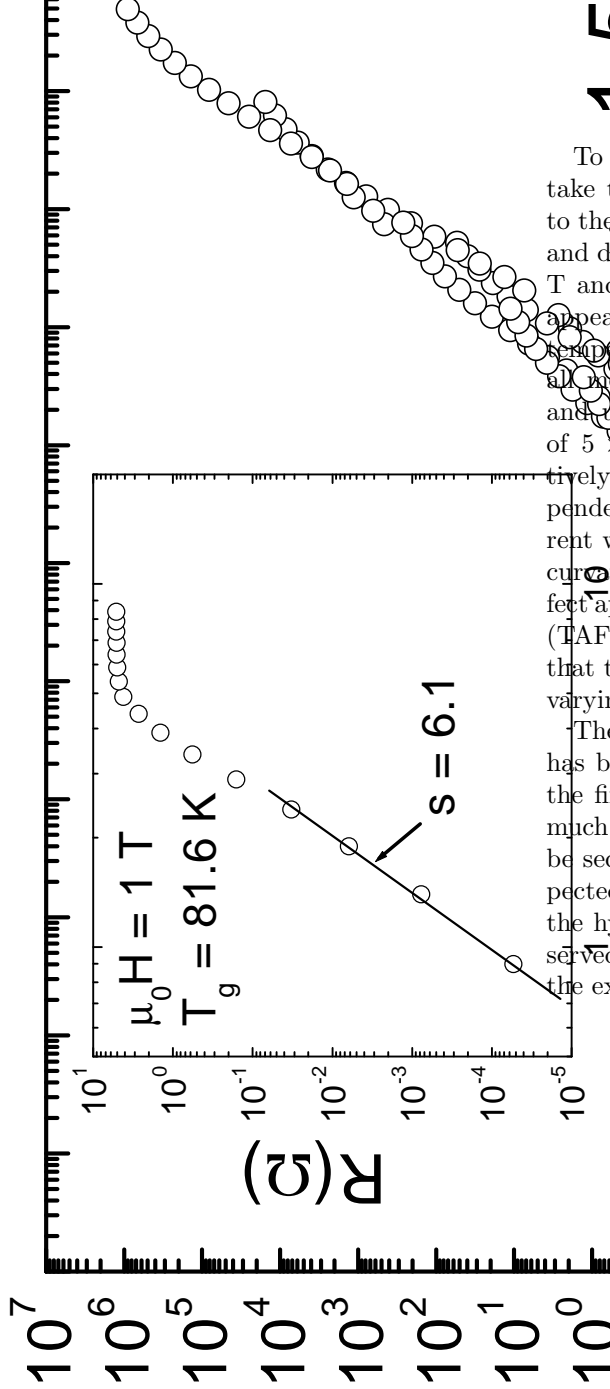


FIG. 4. Vortex glass scaling of the data shown in Fig.2. The same scaling has been taken to the data measured at other fields 1 T, 2 T, 4 T, and 8 T all yielding the similar values for ν and z . Inset shows the relation of resistance versus $T - T_g$ from which it is found that $s = 6.1$ being very close to that determined from the scaling.

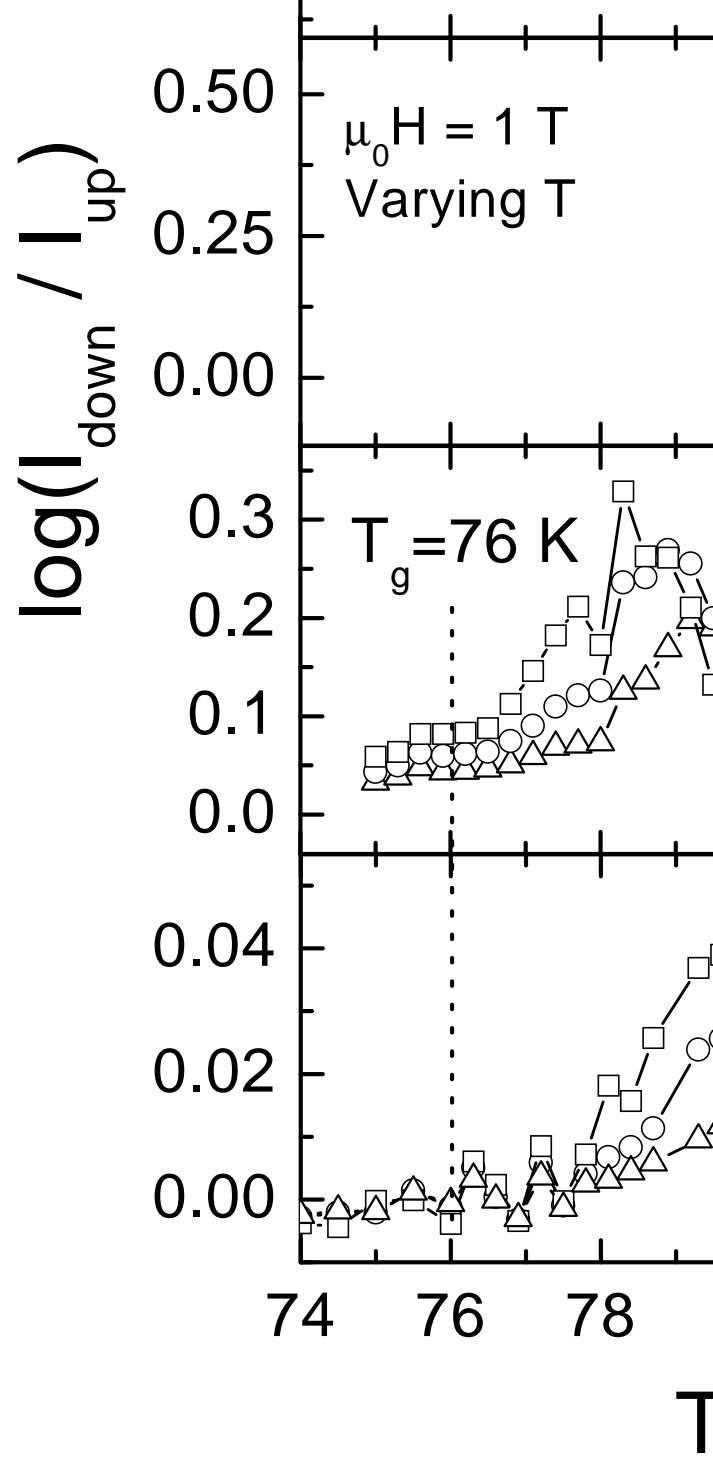


FIG. 5. The difference between the currents corresponding to the same voltage in the increasing field (temperature) and decreasing field (temperature) processes at fields of 1 T and 4 T. A clear peak appears in the small region just above T_g marked here by the vertical thick dashed line. The open symbols: squares, circles and up-triangles represent the data taking at voltages of 5×10^{-6} V, 5×10^{-5} V and 5×10^{-4} V, respectively. In the large voltage region, the peak is strongly suppressed.

main argument is that the vortex matter with this hysteretic behavior is not in a single liquid state, rather it is in a liquid state containing some small vortex crystallites. When T is below T_g , the vortex system is in the glassy state but with finite shear rigidity, therefore the small droplet or crystallites with translational order will play a role as building blocks for the whole elastic VG state. This picture is also consistent with the collective creep theory [4] that at a current smaller than the critical value, the optimal hopping object will be constructed by many Larkin domains. This will lead to a divergent high activation barrier in the small current limit. Above T_g , the strong thermal fluctuations will destroy the long-range phase coherence, leading to a second order melting. While just above the glass melting temperature, some small droplets or crystallites with short range order may survive. The melting of these small vortex crystallites may be first order and occur at a temperature slightly higher than T_g causing the hysteresis effect. Since the vortices in the liquid state are softer than those in the small vortex crystals, they can easily adapt their configuration to find some strong pinning sites. Therefore when the temperature is lowered to the small region above T_g the vortices are still in the plastic state, while when the temperature is increased to the same region from below T_g some small vortex crystals remain unmelted. This will give rise to the slightly higher dissipation in the increasing temperature (field) process than in the decreasing process. Computer simulations by Dominguez *et al.* [14] have indicated that a large current can promote the melting of vortex lattice. This may explain in our present case why in the high current part the history dependent effect disappears.

The term “slush vortex” was first introduced by Worthington *et al.* [15] in explaining the two step resistive transition in the defect-enhanced $\text{YBa}_2\text{Cu}_3\text{O}_{7-\delta}$ single crystals. Recently Nishizaki *et al.* [16] have found also in underdoped $\text{YBa}_2\text{Cu}_3\text{O}_{7-\delta}$ single crystals that the vortex glass transition $T_g(H)$ can be well below the critical point of melting line $T_m(H)$ showing the possible existence of a vortex slush regime between $T_g(H)$ and $T_m(H)$. Above two cases are close to the clean limit with single crystals as the beginning samples. Our present work reveals however that this slush vortex phase may also exist in extremely disordered system, such as thin films. It would be interesting to know whether the history dependent dissipation found in our present paper occurs also in other systems, such as $\text{Bi}_2\text{Sr}_2\text{CaCu}_2\text{O}_8$ or $\text{Tl}_2\text{Ba}_2\text{CaCu}_2\text{O}_8$ since it has been shown [17] that for such highly anisotropic systems, when the magnetic field is high enough, the vortex system melts at zero K with a non-zero linear resistivity at any finite temperatures.

In conclusion, by following different thermal and field annealing processes, a history dependent dissipation is observed in the vicinity of the vortex glass melting. This effect is attributed to the possible existence of a slush

vortex phase due to the non-uniform distribution of the pinning sites.

We acknowledge helpful discussions with Dr. Thierry Giamarchi and Dr. Xiao Hu. This work was supported in part by the Chinese NSFC (projects: 19825111 and 10074078) and the Ministry of Science and Technology of China (nkbrsf-g1999064602). The work of XSL at Brown was supported by the NSF/DMR and the Alfred P. Sloan Foundation.

-
- [1] See for example, G. Blatter *et al.*, Rev. Mod. Phys. **66**, 1125(1994).
 - [2] A. I. Larkin and Yu.N. Ovchinnikov, J. Low Temp. Phys. **34**, 409(1979).
 - [3] M. P. A. Fisher M.P.A., Phys. Rev. Lett. **62**, 1415(1989). D. S. Fisher, M. P. A. Fisher, and D. A. Huse, Phys. Rev. **B43**, 130(1991).
 - [4] M. V. Feigel'man *et al.*, Phys. Rev. Lett. **63**, 2303(1989).
 - [5] J. R. Thompson, *et al.*, Phys. Rev. B **47**, 14440(1993).
 - [6] R. H. Koch *et al.*, Phys. Rev. Lett. **63**, 1511(1989).
 - [7] P. L. Gammel *et al.*, Phys. Rev. Lett. **66**, 953(1991).
 - [8] M. Charalambous *et al.*, Phys. Rev. Lett. **75**, 2578(1995).
 - [9] A. M. Petrean *et al.*, Phys. Rev. Lett. **84**, 5852 (2000).
 - [10] T. Suzuki *et al.*, Phys. Rev. **B60**, 10500(1999).
 - [11] H. H. Wen, *et al.*, Physica C, in press.
 - [12] D. R. Nelson and V. M. Vinokur, Phys. Rev. **B48**, 13060(1993).
 - [13] H. Safar *et al.*, Phys. Rev. Lett. **69**, 824(1992); W. K. Kwok, *et al.*, *ibid.* **69**, 3370(1992); M. Charalambous *et al.*, *ibid.* **71**, 436(1993); W. Jiang *et al.* *ibid.* **74**, 1438 (1995).
 - [14] D. Dominguez *et al.*, Phys. Rev. Lett. **75**, 4670(1995); **78**, 2644(1997).
 - [15] T. K. Worthington *et al.*, Phys. Rev. B **46**, 11854(1992).
 - [16] T. Nishizaki *et al.*, Phys. Rev. **B61**, 3649(2000); J. Low Temp. Phys. **117**, 1375(1999).
 - [17] H. H. Wen *et al.*, Phys. Rev. Lett. **79**, 1559(1997); **80**, 3859(1998).