

The Quest for Rare Events in three-dimensional Mesoscopic Disordered Metals

Branislav K. Nikolić¹ and Viktor Z. Cerovski²

¹*Department of Physics, Georgetown University, Washington, DC 20057-0995*

²*Department of Physics and Astronomy, Michigan State University, East Lansing, MI 48824*

The letter reports on the first large statistics numerical experiment searching for rare eigenstates, which exhibit anomalously high amplitudes, in three-dimensional diffusive metallic conductors of finite-size. We have generated an ensemble of 20 000 mesoscopic nanoscale samples, described by an Anderson model with uniform distribution of the on-site potential disorder. The microscopic structure of eigenstates in the band center of a closed system, which determine the zero-temperature conductance at half-filling $G \approx 35e^2/h$, has been investigated by computing a complete distribution of eigenfunction amplitudes. The effort is justified by the fact that only a small fraction of states in this huge set ($\sim 31\,000$) of eigenfunctions defines the far asymptotic tail of the distribution function. It opens up the possibility to test numerically different analytical predictions for the asymptotics of the eigenstate statistics, derived for good metals ($G \gg 2e^2/h$), in the region of large deviations from the universal predictions of random matrix theory for quantum systems with chaotic classical limit.

PACS numbers: 73.63.-b, 72.15.Rn, 05.45.Mt, 05.40.-a

Despite years of extensive studies, initiated by the seminal work of Anderson [1], the problem of quantum particle in a random potential (“disorder”) still poses new challenges. The biggest shift in approach (and intuition) came with the advent of mesoscopic quantum physics [2]—from the critical phenomena like description [3] of the localization-delocalization (LD) transition [4], to realization that complete understanding of quantum interference effects, generating LD (zero-temperature) transition for strong enough disorder, requires to study the full distribution functions [4] of relevant physical quantities (like conductance, local density of states, current relaxation times, etc. [5]) in finite-size disordered electronic systems. Even in the diffusive metallic conductors, the tails of such distribution functions show large deviations from the ubiquitous Gaussian distributions, expected in the limit of infinite dimensionless zero-temperature conductance $g = G/\pi\hbar$. These asymptotic tails are putative precursors of the developing localization, occurring at $g \sim 1$ [3].

A conjecture about unusual eigenstates, being responsible microscopically for the asymptotic tails [4] of various distribution functions related to transport, was put forward early in the development of the mesoscopic program [5]. However, it is only recently [6] that eigenstate statistics have come into the focus of mesoscopic community. Similar investigation in the guise of quantum chaos [7] started a decade earlier (leading to the concept of scarring [8] in quantum chaotic wave functions). Thus, the notion of “pre-localized” states has emerged from the studies of quantum disordered systems [5,10,11] of finite g . In three-dimensional (3D) conductors these states have sharp amplitude peaks on the top of a homogeneous background [12]. Their appearance, even in good metals, has been viewed as a sign of an incipient localization [5]. However, the non-universality of the

pre-localized states tempers this view [13], nonetheless, pointing out to the importance of non-semiclassical effects [14] in systems whose typical transport properties are properly described by semiclassical theories (including the perturbative quantum corrections $\sim \mathcal{O}(g^{-1})$) [15]. We provide here an insight into the weirdness of such states: Fig. 1 plots the amplitude spikes of an anomalously rare pre-localized state, to be contrasted with the amplitudes of an ordinary extended state shown in the same Figure. The study of pre-localized states is not only revealing mathematical peculiarities of the eigenproblem of random Hamiltonians, but is relevant for various quantum transport experiments, like e.g., tunneling experiments on quantum dots where coupling to external leads depends sensitively on the local properties of wave functions [16]. By exploiting the correspondence between the Schrödinger and Maxwell equations in microwave cavities, it has become possible to probe directly the microscopic structure of quantum chaotic or disordered wave functions [17].

In this letter we present the statistics of eigenfunction “intensities” $|\Psi_\alpha(\mathbf{r})|^2$ in a closed 3D mesoscopic conductor which are diffusive $L \gg \ell$ (L and ℓ being the size of the system and elastic mean free path, respectively) and metallic ($g \gg 1$ and $k_F\ell \gg 1$, k_F being the Fermi wave vector). The statistical properties of eigenstates are described by a disorder-averaged distribution function [11]

$$f_E(t) = \frac{1}{\rho(E)N} \left\langle \sum_{\mathbf{r},\alpha} \delta(t - |\Psi_\alpha(\mathbf{r})|^2 V) \delta(E - E_\alpha) \right\rangle, \quad (1)$$

on N discrete points \mathbf{r} inside a sample of volume V . Here $\rho(E) = \langle \sum_\alpha \delta(E - E_\alpha) \rangle$ is the mean level density at energy E , and $\langle \dots \rangle$ denotes disorder-averaging. Normalization of eigenstates gives $\bar{t} = \int dt t f_E(t) = 1$. Finite-size disordered samples are modeled by a tight-binding Hamiltonian

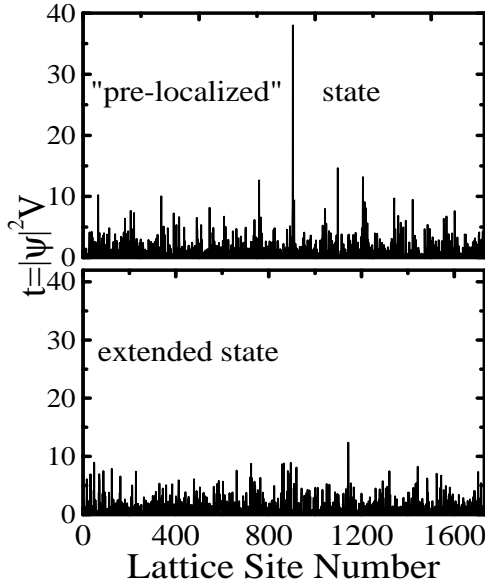


FIG. 1. An example of eigenstates in the band center of a delocalized phase. The average conductance at half filling is $g \approx 17.4$, entailing anomalous rarity of the “pre-localized” states. The disordered conductor is modeled by an Anderson model with diagonal disorder on a simple cubic lattice with 12^3 sites. For plotting of the eigenfunction values in 3D, the sites \mathbf{m} are mapped onto the lattice site numbers $\in \{1, \dots, 1728\}$ in a lexicographic order, i.e., $\mathbf{m} \equiv (m_x, m_y, m_z) \mapsto 144(m_x - 1) + 12(m_y - 1) + m_z$.

$$\hat{H} = \sum_{\mathbf{m}} \varepsilon_{\mathbf{m}} |\mathbf{m}\rangle \langle \mathbf{m}| + \sum_{\langle \mathbf{m}, \mathbf{n} \rangle} t_{\mathbf{mn}} |\mathbf{m}\rangle \langle \mathbf{n}|, \quad (2)$$

with nearest-neighbor hopping $t_{\mathbf{mn}} = 1$ (unit of energy) between s -orbitals $\langle \mathbf{r} | \mathbf{m} \rangle = \psi(\mathbf{r} - \mathbf{m})$ located on sites \mathbf{m} of a simple cubic lattice of size $L = 12a$ (a being the lattice spacing). Periodic boundary conditions are chosen in all directions. The disorder is simulated by taking potential energy $\varepsilon_{\mathbf{m}}$ to be a uniformly distributed random variable, $-W/2 < \varepsilon_{\mathbf{m}} < W/2$. This is a standard Anderson model of localization [1], where weak disorder is introduced by $W = 4$ (the model can also be viewed as a discretized version of the problem of a single particle in a continuous random potential). The Hamiltonian (2) is a real symmetric matrix when time-reversal symmetry is assumed. We solve exactly the complete eigenproblem of (2) by numerical diagonalization. A small energy window $\Delta E = 0.007$ is positioned around $E = 0$, picking up 0-3 states in each of the 20 000 conductors with different impurity configurations (comprising the ensemble characterized by the average conductance g). Altogether, 31 307 states have been collected for the evaluation of $f_{E=0}(t)$ as a histogram of intensities at all points inside the sample ($N = 12^3$). The large ensemble examined here allows us to get the *complete* $f_{E=0}(t)$ (Fig. 2), clearly exhibiting the far tail which has not been seen in the previous similar studies [18]. The rest of the paper

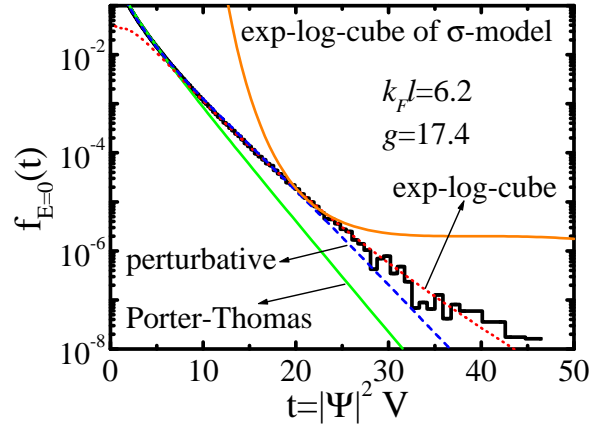


FIG. 2. Statistics of eigenfunctions in the band center of the Anderson model with diagonal disorder $W = 4$ on a simple cubic lattice 12^3 . The asymptotic tail of $f_{E=0}(t)$ is fitted with: exp-log-cube, $0.035 \exp(-0.045 k_F \ell \ln^3 t)$, at large deviations from $f_{PT}(t)$; and the leading order of the perturbative correction, $f_{PT}(t)[1 + 0.0225(3/2 - 3t + t^2/2)]$, valid for small deviations from $f_{PT}(t)$. The exp-log-cube prediction of SUSY NL σ M (with adjusted overall prefactor) is plotted only for illustration, $2 \cdot 10^{-6} \exp[-0.2 (k_F \ell)^2 \ln^3(t/(k_F \ell)^2)]$.

explains the physical meaning of this numerical finding by comparing it to various analytical forms obtained in the context of statistical approaches to quantum systems with nonintegrable dynamics.

In both quantum chaotic and quantum disordered systems eigenstates are characterized solely by their energy (the only constant of motion) instead of a set of quantum numbers. Their classical counterparts are nonintegrable—in the entire phase space for “hard” chaos [19]. Quantum chaos usually implies some semiclassical approximation ($\hbar \rightarrow 0$) [19], and is less efficient [17] in localizing chaotic wave functions through scars than localization by quantum disorder [20], due to interference effects in the diffusive motion. Since eigenstates and eigenvalues cannot be obtained analytically, one usually resorts to some statistical treatment. The unifying concepts in this pursuit come from approaches such as random matrix theory (RMT) [19], and its justification through supersymmetric nonlinear σ -model (SUSY NL σ M) [15]. RMT gives universal predictions for the level and eigenstate statistics, which are applicable in the limit $g \rightarrow \infty$. Its answer for $f_E(t)$, in time-reversal invariant systems, is given by the Porter-Thomas (PT) [19] distribution function

$$f_{PT}(t) = \frac{1}{\sqrt{2\pi t}} \exp(-t/2). \quad (3)$$

Within RMT (i.e., in the infinitely large nonintegrable systems), $\Psi_{\alpha}(\mathbf{r})$ is a Gaussian random variable, thereby leading to χ^2 distribution of intensities. On the other hand, SUSY NL σ M allows one to study analytically the deviations from the universality limit in the finite-size

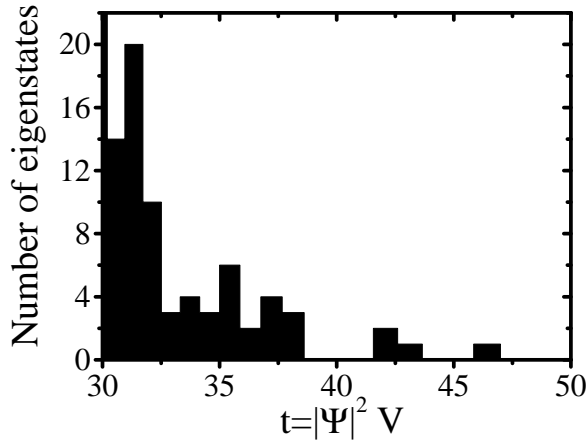


FIG. 3. Histogram of the number of eigenstates exhibiting the largest amplitude spikes (which determine the very end of the far tail of the distribution of eigenfunction intensities $|\Psi_\alpha(\mathbf{r})|^2$). The histogram is defined by only 0.2% of 31 307 eigenstates (picked in a small energy window around $E = 0$) from 20 000 disordered samples.

weakly disordered ($k_F \ell \gg 1$) samples [15]. These corrections to Wigner-Dyson level statistics or PT distribution are, remarkably, determined by the properties of classical diffusion process [6].

Numerical studies can access the statistics in all transport regimes (i.e., for all disordered strengths) [21]. Analogous investigations of $f_E(t)$ in quantum chaotic systems have typically dealt with a single set of eigenstates (with a possibility to average over a range of energy levels [22]) since impurity ensemble is absent in standard clean (i.e., without any stochastic disorder) examples of quantum chaos (like e.g., quantum billiards [17]). Even in quantum disordered systems, the computation of $f_E(t)$ has involved only small ensembles of disordered conductors [18] (which should be sufficient for strong disorder [21]), or combined disorder and spectral averages [18] (where assumption of ergodicity makes these two equivalent [19]). The disorder-averaging is supposed to improve the statistics, while assuming that individual eigenstate would show more or less the same behavior (at least in large enough systems [9]). Thus, the natural question arises: Is it really necessary to generate an enormous ensemble of disordered conductors in order to get $f_E(t)$ in a good metal? The answer is readily obtained from Fig. 3. Only a small fraction of all investigated eigenfunctions exhibits the anomalous amplitudes responsible for the asymptotics of $f_E(t)$. This stems from the fact that pre-localized states are anomalously rare in weakly disordered conductors. Therefore, one has to search for special configurations of disorder [14], by numerical simulation here, which are able to generate strong wave function inhomogeneities.

The distribution function $f_{E=0}(t)$ is contrasted with $f_{PT}(t)$ in Fig. 2. For $t \gtrsim 5$, a deviation in the tail

starts to develop, eventually becoming a few orders of magnitude greater probability than RMT prediction for the appearance of states with high amplitude splashes. However, the disorder is so weak that large- t limit tail is shorter, and composed of smaller values of $f_E(t)$, than some quantum chaotic tails attributed to scarring [9]. Small deviations from the PT distribution are supposed to be accounted by a perturbative (weak localization) correction [24]

$$f_P(t) = f_{PT}(t) \left[1 + \frac{\kappa}{2} \left(\frac{3}{2} - 3t + \frac{t^2}{2} \right) + \mathcal{O}(g^{-2}) \right], \quad (4)$$

where κ has the meaning of a time-integrated return probability. In the region of considerable deviations [15] one has to use the non-perturbative predictions for the asymptotics of $f_E(t)$ in mesoscopic metals. They employ either SUSY NL σ M techniques [6,25]

$$f_{\text{SUSY}}(t) \sim \exp \left[-C_{\text{SUSY}} (k_F \ell)^2 \ln^3 \frac{t}{(k_F \ell)^2} \right], \quad (5)$$

or “direct optimal fluctuation method” of Ref. [14]

$$f_{\text{DOF}}(t) \sim \exp \left[-C_{\text{DOF}} (k_F \ell) \ln^3 t \right], \quad (6)$$

which was derived to account for the short-scale (non-semiclassical) structure of the solutions of Schrödinger equation in a white-noise disorder. To test these experimentally or numerically, some transport related quantities are needed.

We calculate the exact zero-temperature disorder-averaged conductance from the Landauer formula $g = \text{Tr}(\mathbf{t}(E_F)\mathbf{t}^\dagger(E_F)) \approx 17.4$, where transmission matrix $\mathbf{t}(E_F)$ at Fermi energy $E_F = 0$ is expressed in terms of real-space Green function for the sample attached to two semi-infinite ideal leads [26]. This mesoscopic computational technique smears the discrete levels of the isolated system by ‘opening’ it up. However, this dramatic change does not influence the value of conductance (for not too small disorder, or coupling to the leads of the same transverse width as the sample [23]); g is virtually equal to the “intrinsic” conductance $g_{\text{Th}} = E_{\text{Th}}/\Delta$ ($E_{\text{Th}} \simeq \hbar \mathcal{D}/L^2$ is the Thouless energy with \mathcal{D} being the diffusion constant, and Δ is the mean level spacing), appearing in the analytical considerations of closed samples. The Fermi wave vector $k_F \approx 2.8/a$, averaged over the Fermi surface $E_F = 0$ of a simple cubic lattice, serves as a counterpart of k_F in the theoretical simplifications assuming Fermi sphere. For weak disorder (like $W = 4$) g is dominated by the semiclassical effects [3,26]. Thus, we use the Bloch-Boltzmann formalism (applicable when $k_F \ell \gg 1$), in Born approximation for the scattering on a single impurity, to get the elastic mean free path $\ell \approx 2.2a$ [26].

Armed with the disorder-averaged quantities, $k_F \ell \approx 6.2$ and $g \approx 17.4$ for our ensemble of conductors, we

can now compare the tail from numerical simulation to the analytical predictions. Small deviations (Fig. 2) of the tail from the PT distribution are well-explained by the perturbative result $f_P(t)$ (4). This becomes inadequate for $t \gtrsim 10$, which is a bit above the formal criterion $t \ll \kappa^{-1/2}$ of its validity. However, $\kappa \approx 0.045$ extracted from the fit is much smaller than the diffusive (universal, i.e. independent of the details of disorder) contribution [24], $\kappa_{\text{diff}} \sim L/g\ell \approx 0.31$. If κ_{diff} is suppressed by some geometrical finite-size factors, as implied by the results of Ref. [18] for the same type of disorder, then the relevant non-universal contribution (“ballistic”) arises from the dynamics on time scales shorter than elastic mean free time [6], $\kappa_{\text{ball}} \sim (k_F\ell)^{-1} = 0.16$.

The exp-log-cube formulas, (5) and (6), suggest that far tail should be fitted by an exponential function of a cubic polynomial, $C_p \exp(C_3 \ln^3 t + C_2 \ln^2 t + C_1 \ln t)$. The fit, however, cannot give the accurate values for all four parameters simultaneously. On the other hand, the fit including just the cubic term $C_p \exp(-C_3 \ln^3 t)$ works amazingly well over a large portion of the far tail (Fig. 2), giving $C_3 \approx 0.28$ and $C_p \approx 0.035$. The SUSY NL σ M universal result goes beyond predicting only the prefactor of the leading log-cube term. If the expressions for the subleading terms are to be trusted, than we find that $f_{\text{SUSY}}(t)$ cannot describe our data, unless unphysically small $k_F\ell \approx 0.8$ is used in (5) where fitting parameters would be $C_{\text{SUSY}} (\approx 0.32 \text{ extracted})$ and overall prefactor. Therefore, Fig. 2 plots $f_{\text{SUSY}}(t)$ only for the sake of comparison: with realistic $k_F\ell$ calculated above, $C_{\text{SUSY}} = \pi/9\sqrt{3}$ from Ref. [25], and exp prefactor adjusted for the curve to be on the same scale as the data. In fact, the powers of $k_F\ell$ in $f_{\text{SUSY}}(t)$ stem from the same $\kappa_{\text{diff}} \sim (k_F\ell)^{-2}$ encountered in $f_P(t)$ [11], inasmuch as κ is a characteristic quantity of classical diffusion dynamics determining both perturbative and non-perturbative corrections (within the framework of SUSY NL σ M) to RMT picture [6]. The two different values, required here for different parts of the tail, are hard to reconcile, regardless of the physical origin of κ (diffusive or ballistic).

The analysis performed here points out that exp-log-cube asymptotics, with just the leading $\ln^3 t$ term in the exponent, is already quite satisfactory in describing the far tail ($t \gtrsim 10$). This tail is generated by the quantum interference effects in a small number of special configurations of the random potential. The rare disorder configurations are found to be responsible for $f_{\text{DOF}}(t)$ (where only the leading term is computed analytically [13]), which is dominated by the short-scale (ballistic [6]) physics on distances smaller than ℓ [14]. Since such effects probably play the major role here, we compare the two log-cube prefactors (having in mind that eigenstate statistics in 3D strongly depend on the microscopic details of random potential [6,21]). Thus, interpreting C_3 as $C_{\text{DOF}}^{\text{fit}} \times k_F\ell$ leads to $C_{\text{DOF}}^{\text{fit}} \approx 0.045$. The value of $C_{\text{DOF}} = 3 \times 10^{-3}$, estimated for the white-noise

random potential though [14], defines an asymptotic tail extending far beyond the one in Fig. 2. At this point, our results clearly demonstrate strong non-universality of the tails. It remains to be seen if effects responsible for the log-cube prefactor can be explained, especially because disorder in the Anderson model can hardly satisfy some key assumptions of the “direct optimal fluctuation method” [13].

We are grateful to I.E. Smolyarenko for initiation into this problem and important clarifications. B.N. acknowledges financial support from ONR grant N00014-99-1-0328.

-
- [1] P.W. Anderson, Phys. Rev. **109**, 1492 (1958).
 - [2] *Mesoscopic Quantum Physics*, edited by E. Akkermans, J.-L. Pichard, and J. Zinn-Justin, Les Houches, Session LXI, 1994 (North-Holland, Amsterdam, 1995).
 - [3] E. Abrahams, P.W. Anderson, D.C. Licciardello, and T.V. Ramakrishnan, Phys. Rev. Lett. **42**, 673 (1979).
 - [4] M. Janssen, Phys. Rep. **295**, 1 (1998).
 - [5] B.L. Altshuler, V.E. Kravtsov, and I.V. Lerner, in *Mesoscopic phenomena in solids*, edited by B.L. Altshuler, P.A. Lee, and R.A. Webb (North-Holland, Amsterdam, 1991).
 - [6] For the latest review see: A.D. Mirlin, Phys. Rep. **326**, 259 (2000).
 - [7] *Chaos in Quantum Physics*, edited by M.-J. Gianonni, A. Voros, and J. Zinn-Justin, Les-Houches, Session LII, 1989 (North-Holland, Amsterdam, 1991).
 - [8] Scarring is anomalous enhancement or suppression of the quantum chaotic wave function intensity on the unstable periodic orbits in the corresponding classical system, see E. J. Heller, Phys. Rev. Lett. **53**, 1515 (1984) and Ref. [9].
 - [9] L. Kaplan, Phys. Rev. Lett. **80**, 2582 (1998).
 - [10] B.A. Muzykantskii and D.E. Khmelnitskii, Phys. Rev. B **51**, 5480 (1995).
 - [11] V.I. Fal’ko and K.B. Efetov, Phys. Rev. B **52**, 17 413 (1995).
 - [12] The usage of the term “pre-localized” (or anomalously localized) in 3D systems is somewhat ambiguous, e.g., compare Refs. [4,6,11,14].
 - [13] I.E. Smolyarenko, private communication.
 - [14] I.E. Smolyarenko and B.L. Altshuler, Phys. Rev. B **55**, 10 451 (1997).
 - [15] K.B. Efetov, *Supersymmetry in Disorder and Chaos* (Cambridge University Press, Cambridge, 1997).
 - [16] J.A. Folk *et al.*, Phys. Rev. Lett. **76**, 1699 (1996); A.M. Chang *et al.*, Phys. Rev. Lett. **76**, 1695 (1996).
 - [17] P. Pradhan and S. Sridhar, Phys. Rev. Lett. **85**, 2360 (2000).
 - [18] V. Uski, B. Mehlig, R.A. Römer, M. Schreiber, Ann. Phys. (Leipzig) **7**, 437 (1998).
 - [19] T. Ghur, A. Müller-Groeling, and H.A. Widenmüller, Phys. Rep. **299**, 189 (1998).
 - [20] A border between two quantum regimes, “quantum

chaos” and “quantum disorder”, for an electron in a static random potential, is drawn after looking at the relationship between different relevant length scales: mean free path, de Broglie wavelength, and characteristic scale for the potential energy change; see I.L. Aleiner and A.I. Larkin, Phys. Rev. B **54**, 14 423 (1996).

- [21] B.K. Nikolić, cond-mat/0003057.
- [22] A.V. Andreev, O. Agam, B.D. Simons, and B.L. Altshuler, Phys. Rev. Lett. **76**, 3947 (1996).
- [23] D. Braun, E. Hofstetter, A. MacKinnon, and G. Montambaux, Phys. Rev. B **55**, 7557 (1997).
- [24] Y.V. Fyodorov and A.D. Mirlin, Phys. Rev. B **51**, 13 403 (1995).
- [25] B.A. Muzykantskii and D.E. Khmel'nitskii, cond-mat/9601045.
- [26] B.K. Nikolić and P.B. Allen, Phys. Rev. B **63**, R020201 (2001).