

First order transition from antiferromagnetism to ferromagnetism in $\text{Ce}(\text{Fe}_{0.96}\text{Al}_{0.04})_2$

M. A. Manekar, S. Chaudhary, M. K. Chattopadhyay, K. J. Singh, S. B. Roy and P.
Chaddah

Low Temperature Physics Laboratory, Centre for Advanced Technology,

Indore 452013, India

(October 26, 2018)

Abstract

Results of dc magnetization study are presented showing interesting thermo-magnetic history effects across the antiferromagnetic to ferromagnetic transition in $\text{Ce}(\text{Fe}_{0.96}\text{Al}_{0.04})_2$. Specifically, we observe (i) ZFC/FC irreversibility rising with increasing field; (ii) virgin curve lying outside the envelope M-H curve. We argue that these effects are quite different from the characteristics seen in spin-glasses or in hard ferromagnets; they can be understood as metastabilities associated with a first order magnetic phase transition.

I. INTRODUCTION

The C15-Laves phase ferromagnetic compound CeFe_2 , with its relatively low Curie temperature ($T_C \approx 230\text{K}$) and reduced magnetic moment ($\approx 2.3\mu_B/f.u$)¹, is an unusual member of the RFe_2 (R= rare earth) family². It is also known for quite some time that CeFe_2 is on the verge of a magnetic instability³. With small but suitable change in electronic structure on doping with elements like Co, Al, Ru, Ir, Os and Re at the Fe-site of CeFe_2 (Ref.4), the higher temperature ferromagnetism readily gives in to a lower temperature antiferromagnetic phase, and after certain concentration of dopants (usually 5 to 10%) the antiferromagnetic (AFM) phase replaces the ferromagnetic (FM) phase altogether⁵⁻¹³. A recent neutron measurement has now confirmed the presence of antiferromagnetic fluctuations in the FM ordered state of pure CeFe_2 itself¹⁴. This in turn suggests the existence of strong competition between the FM and AFM ground state in pure CeFe_2 with the AFM ground state being stabilized on doping.

With the initial debate, whether the low temperature ground state of the doped CeFe_2 compounds is re-entrant spin-glass^{3,5,7} or antiferromagnet, being settled in favour of antiferromagnet^{8,10-13}, the more recent experimental efforts are mainly focussed on understanding the cause of this magnetic instability^{15,16}. The question being asked now whether the observed magnetic properties are linked to the instability of cerium electronic state and/or the peculiarity of the 3d-4f hybridization¹⁵, and a clear cut model explaining the interesting electromagnetic properties of CeFe_2 and its pseudobinary alloys is yet to be established. There is one other aspect of the observed magnetic properties which needs proper attention and the information on which will be important for any future model, is the exact nature of the FM to AFM transition. Although it is generally believed that this transition is of first order in nature¹⁰⁻¹², no detail study exists in this regard. We have recently addressed this problem in Ru and Ir-doped CeFe_2 alloys^{17,18}. In this letter we shall focus on Al-doped CeFe_2 system. In contrast to the quite sharp FM-AFM transition in Ru, Co, Ir doped CeFe_2 alloys, this transition in Al-doped CeFe_2 alloys is relatively gradual in nature^{8,11}. We report

here interesting thermomagnetic properties of magnetization for a $\text{Ce}(\text{Fe}_{0.96}\text{Al}_{0.04})_2$ alloy. These thermomagnetic properties are distinctly different from those observed in spin-glasses and hard ferromagnets. We argue that these thermomagnetic history effects in the present system arise due to the first order nature of the FM-AFM transition. Such effects may be treated as characteristic signatures of a first order FM-AFM transition in general.

The sample used in the present study belongs to the same batch of samples used earlier in the study of bulk magnetic and transport properties⁸, and neutron measurements¹¹. The details of the preparation and characterization of the sample can be found in Ref.8. We have used SQUID-magnetometer (Quantum Design-MPMS5) for measuring magnetization (M) as a function of temperature (T) and applied magnetic field (H). We have checked the results varying scan length from 2 to 4 cm and no qualitative dependence on the scan length is found. Before each experimental cycle the sample chamber was flushed with helium gas after heating it to 200K. This is to get rid of any residual oxygen leaking in the sample chamber over a period of time.

In Fig.1 we present M vs T curves, obtained both in the zero-field-cooled (ZFC) and field cooled (FC) mode, at various applied H. A sharp rise in M as a function of decreasing T indicates the transition from paramagnetic (PM) to FM state. This is followed by a sharp drop in M at a lower T indicating the onset of the AFM transition. The PM to FM transition temperature ($T_C \approx 200\text{K}$) and FM to AFM transition temperature ($T_N \approx 95\text{K}$) obtained from the low field (20 Oe) M-T curve (see Fig. 1 (a)), agree well with those obtained earlier from ac-susceptibility measurements⁸. With the increase in H there is a marked decrease in T_N , and a relatively slow rise in T_C . A distinct thermomagnetic irreversibility (TMI)(i.e. $M_{ZFC} \neq M_{FC}$) is observed in the M-T curves with H=20 and 100 Oe (see Fig. 1(a)) starting well inside the FM regime. This kind of TMI is widely associated in literature with spin-glass transition¹⁹, but can occur in a ferromagnet also if the measuring field H is of the order of the coercivity field²⁰. With the measured coercivity in the FM regime of our present sample being about 100 Oe, we attribute the observed TMI for $H \leq 100$ Oe to the residual domain related pinning effects. In consonance with this conjecture, the TMI in the FM regime

vanishes with the further increase in H (see Fig. 1(a) and (b)).

While the TMI in the FM region vanishes for $H > 100$ Oe, a distinct TMI emerges in the AFM region. In contrast with the TMI in the FM regime this increases in strength with the increasing H (see Fig. 1 (a) and 1(b)). This is quite anomalous in comparison with the TMI associated with nonergodic behaviour of spin response in spin-glasses and hindrance of domain rotation and/or domain wall pinning in the ferromagnets. In both of these cases the TMI is known to reduce with the increase in the applied field.

The anomalous field dependence of TMI above 1 kOe, we believe, is not associated with pinning/hindered motions of the spins or magnetic domains, but can be understood as due to metastabilities associated with FM-AFM transition being first order in nature^{21,22}. While cooling from the FM state to the AFM state, the FM state will continue to exist as supercooled metastable state below T_N down to a certain metastability temperature T^{*21} . Between T_N and T^* fluctuations will help in the formation of droplets of the stable AFM state, and at T^* an infinitesimal fluctuation will drive the whole system to the stable AFM state. While lowering T towards T^* although the amount of metastable FM state will go on decreasing, the spin alignment and hence magnetization within the FM state will increase. These combined effects can give rise to nonmonotonic behaviour in the temperature dependence of M below T_N . This is quite evident in the higher field ($H > 10$ kOe) M - T curves obtained in the FC mode (see Fig. 1(b)). In the ZFC mode the measurement always starts in the low temperature AFM state, and hence there is no contribution to M from the supercooled FM state. The implicit assumptions in the above arguments are: (a) the existence of a H dependent $T^*(H)$ and (b) widening of the difference between $T_N(H)$ and $T^*(H)$ as a function of H . It is worth mentioning here that a distinct hysteresis is observed also in the temperature dependence of resistivity of the same sample around T_N measured in the absence of any magnetic external field²³. Some support for FM-AFM phase coexistence across T_N does exist from existing neutron studies on $\text{Ce}(\text{Fe},\text{Al})_2$ alloys¹¹. A detailed neutron measurement in presence of applied magnetic field will be very illuminating in this regard.

More support for the first order nature of the FM-AFM transition is obtained from the

history effects we have observed in the isothermal field dependence of M . In Fig. 2 we plot M - H plots for $\text{Ce}(\text{Fe}_{0.96}\text{Al}_{0.04})_2$ at various T . It is apparent from Fig.1 that FM order exists for $T \geq 100\text{K}$ and $H \geq 20\text{ Oe}$, and the behaviour of M vs H at $T=100\text{K}$ (see inset of Fig. 2(a)) is consistent with this picture. The technical saturation of M is reached quite early by $H \approx 3\text{kOe}$ and the magnetization is quite reversible with coercivity field of $\approx 100\text{ Oe}$. With lowering in T the nature of M - H curve changes drastically with the appearance of a hysteresis bubble. This hysteresis along with the observed cubic to rhombohedral transtion^{10,11}, have been associated earlier as possible signatures of the field induced first order metamagnetic transition from AFM to FM in Co-doped CeFe_2 alloys¹². We shall now elaborate more on this issue and argue that these hysteretic field dependence of magnetization is indeed associated with a first order phase transtion.

Concentrating on the M - H curve at $T=5\text{K}$ we find that if the field excursion is confined to $H_M = \pm 30\text{ kOe}$, the M - H curve remains perfectly reversible. In this field regime the sample remains in the AFM state. The observed non-linearity in the low field ($\leq 5\text{ kOe}$) regime is due to a parasitic weak ferromagnetism²⁴ leading to a canted spin state¹¹. When the applied H crosses the critical value H_M , M rises rapidly and upon reversal of H hysteresis is observed. H_M is identified as the metamagnetic field for the onset of the FM order. The hysteresis loop, however, collapses before H is reduced to zero, and reappears again on the third quadrant on reversal of H from beyond H_M in the negative direction, giving rise to distinct *double loop* structure. Qualitatively similar behaviour is observed at $T=50\text{K}$ as well (see Fig. 2(b)). In ferroelectric materials such *double loop* hysteresis is taken as the decisive evidence for a first order ferroelectric transition²⁵. We are unaware of similar emphatic arguments in the field of magnetic materials, although a field induced transition accompanied by hysteresis is often quoted to be a first order transition.

While discussing the *double loop* hysteresis polarization curve in ferroelectrics, it was argued that such field induced first order transition can be explained in terms free energy curves obtained by expanding in a power series in polarization (P) and retaining only terms with even powers in P up to sixth order (Ref.25). The first inspection at the free energy curve

thus obtained (see Fig. 8-16 of Ref.25), does not, however, provide a clear cut explanation of the hysteresis. This situation becomes more clear if we take recourse to a more modern treatment of such free energy curve (Fig. 4.6.1 of Ref.21). Phase coexistence and metastability across the first order transition, and hence hysteresis can be explained naturally from such a free energy curve. In our present magnetic material, on reduction of the field from field values above H_M , the high field FM state remains as a metastable state even in the low H regime, and this, we believe, is the cause of hysteresis. The residual ferromagnetic state remains even on reversal of the direction of H, leading to an anomalous situation where the virgin curve lies outside the envelope curve. (The virgin curve in the reverse direction is obtained after zero field cooling the sample from above T_C followed by unidirectional increase of H in the negative direction). This anomalous behaviour of the envelope curve lying above the virgin curve remains on reversal of H through zero in the positive direction. Virgin curve and the envelope curve overlap in the high H regime above H_M (see Fig. 2(c) and inset of Fig. 2(b)). Such anomalous relation between the virgin and envelope curve is uncommon in magnetic materials, except for some recent reports in granular magnetic systems²⁶. However, in those materials the virgin curve goes outside the return envelope curve only after certain applied H and after that they do not seem to merge again. In these materials this anomalous behaviour is tentatively attributed to the prominent contribution from surface magnetism since such behaviour is observed only below a certain grain size²⁶. This is unlikely to be the case in our present bulk magnetic system, since the surface to volume ratio cannot be that high as in those granular magnetic materials.

In conclusion, the results of our present bulk magnetization studies showing distinct thermomagnetic history effects, in conjunction with the existing information of structural distortion across the FM-AFM transition¹¹, strongly claim that the FM-AFM transition in the Ce(Fe,Al)_2 system is of first order in nature. No thermomagnetic history effect is observed across the PM-FM transition²⁷, and the various features from the present as well as previous studies^{8,11} indicate this transition to be a second order transition. These information will be important in formulation of the theoretical model to explain the interesting

magnetic properties of CeFe_2 and its pseudobinaries. We also present through our present study certain thermomagnetic properties which can be used to identify a first order ferromagnetic to antiferromagnetic transition in magnetic materials in general. We now propose a (H,T) path dependent (i.e. FC/ZFC mode) neutron measurement across the FM-AFM transition in $\text{Ce}(\text{Fe,Al})_2$ system, which should be able to prove or disprove our claim of the existence of supercooled FM phase across T_N , hence the first order nature of the transition.

REFERENCES

- ¹ O. Eriksson, L. Nordstrom, M. S. S. Brooks and B. Johansson, Phys. Rev. Lett. **60** 2523 (1988).
- ² K. H. J. Buschow in Ferromagnetic Materials Vol.1, edited by E. P. Wohlfarth (Amsterdam:North-Holland, 1980).
- ³ S. B. Roy and B. R. Coles, J. Phys. F:Met. Phys. **17** L215 (1987).
- ⁴ P. K. Khowash, Phys. Rev. **B43** 6170 (1991).
- ⁵ D. F. Franceschini and S. F. Da Cunha, J. Magn. Magn. Matter. **52** 280 (1985).
- ⁶ A. K. Rastogi and A. P. Murani, in Theoretical and Experimental Aspects of Valence Fluctuations and Heavy Fermions, edited by L. C. Gupta and S. K. Malik (New York: Plenum, 1987) p437.
- ⁷ R. G. Pillay et al, J. Phys. F:Met. Phys. **18** L63 (1988).
- ⁸ S. B. Roy and B. R. Coles, J. Phys.: Condens. Matter. **1** 419 (1989).
- ⁹ S. B. Roy and B. R. Coles, Phys. Rev. **B39** 9360 (1989).
- ¹⁰ S. J. Kennedy et al, J. Phys.:Condens. Matter, **1** 629 (1989).
- ¹¹ S. J. Kennedy and B. R. Coles, J. Phys.: Condens. Matter, **2** 1213 (1990).
- ¹² N. Ali and X. Zhang, J. Phys.: Condens. Matter. **4** L351 (1992).
- ¹³ H. P. Kunkel et al, Phys. Rev. **B53** 15099 (1996).
- ¹⁴ L. Paolasini et al, Phys. Rev. **B58** 12117 (1998).
- ¹⁵ J. Chaboy et al, Phys. Rev. **B62** 468 (2000).
- ¹⁶ R. J. Lange et al, Phys. Rev. **B62** 7084 (2000).
- ¹⁷ M. Manekar, S. B. Roy and P. Chaddah, J. Phys.:Condens. Matter. **12** L409 (2000).

- ¹⁸ M. Manekar et al, J. Phys.:Condens. Matter **12** (2000).
- ¹⁹ J. A. Mydosh, Spin Glasses: An Experimental Introduction (Taylor and Francis, London, 1993).
- ²⁰ M. Merches, S. G. Shankar and W. E. Wallace, J. Appl. Phys. **49** 2055 (1978); Z. Sun et al J. Appl. Phys. **86** 5152 (1999); P. A. Joy and S. K. Date, J. Magn. Magn. Matr. **220** 106 (2000).
- ²¹ P. M. Chaikin and T. C. Lubensky, Principles of Condensed Matter Physics (Cambridge University Press, 1995).
- ²² P. Chaddah and S. B. Roy, cond-mat/9912148.
- ²³ K. J. Singh et al (unpublished).
- ²⁴ S. Chikazumi, Physics of Ferromagnetism (Clarendon Press. Oxford. 1997).
- ²⁵ A. J. Dekker, Solid State Physics (Macmillan India Ltd., reprinted 1985).
- ²⁶ R. D. Zysler et al, J. Magn. Magn. Matr. **221** 37 (2000); E. Tronc et al, ibid, **221** 63 (2000).
- ²⁷ The TMI inside the ferromagnetic regime (see Fig. 1(a)) is observed only below a characteristic temperature $T_{irr}(H)$, which is distinctly separated from the PM-FM transition temperature.

FIGURES

FIG. 1. Magnetization vs temperature plots at various applied H , obtained both in the ZFC and FC mode. Note that in the M-T curves with $H=20$ Oe and 100 Oe (Fig.1(a)) the TMI extends well inside the FM regime. In Fig. 1(b) lines serve as guide to the eyes.

FIG. 2. Magnetization vs field plots at various temperatures. Note that in Fig. 2(b) (see the inset) and in Fig. 2(c) the virgin curve lies outside the envelope hysteresis curve.

Fig 1(a)

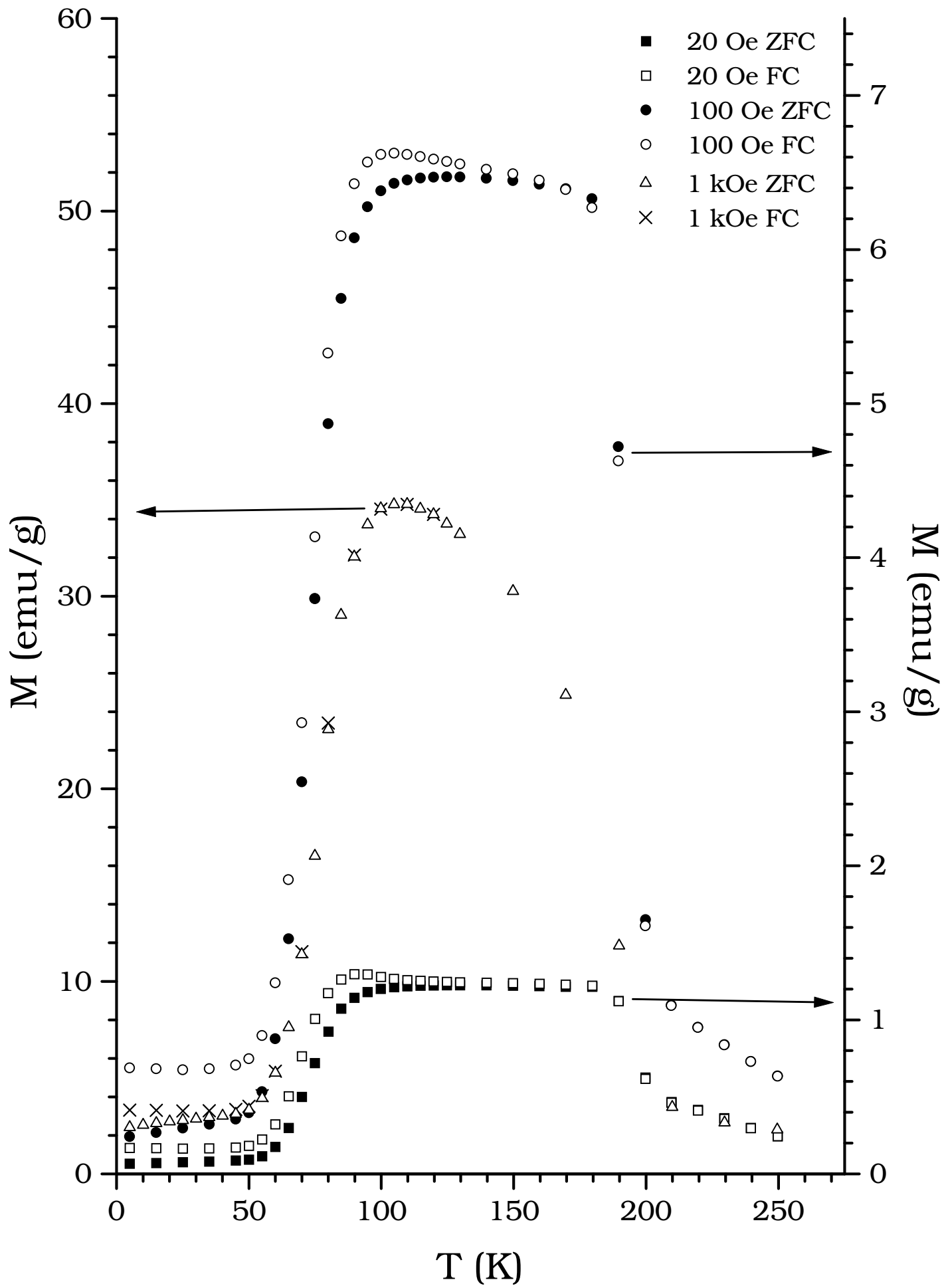


Fig 1(b)

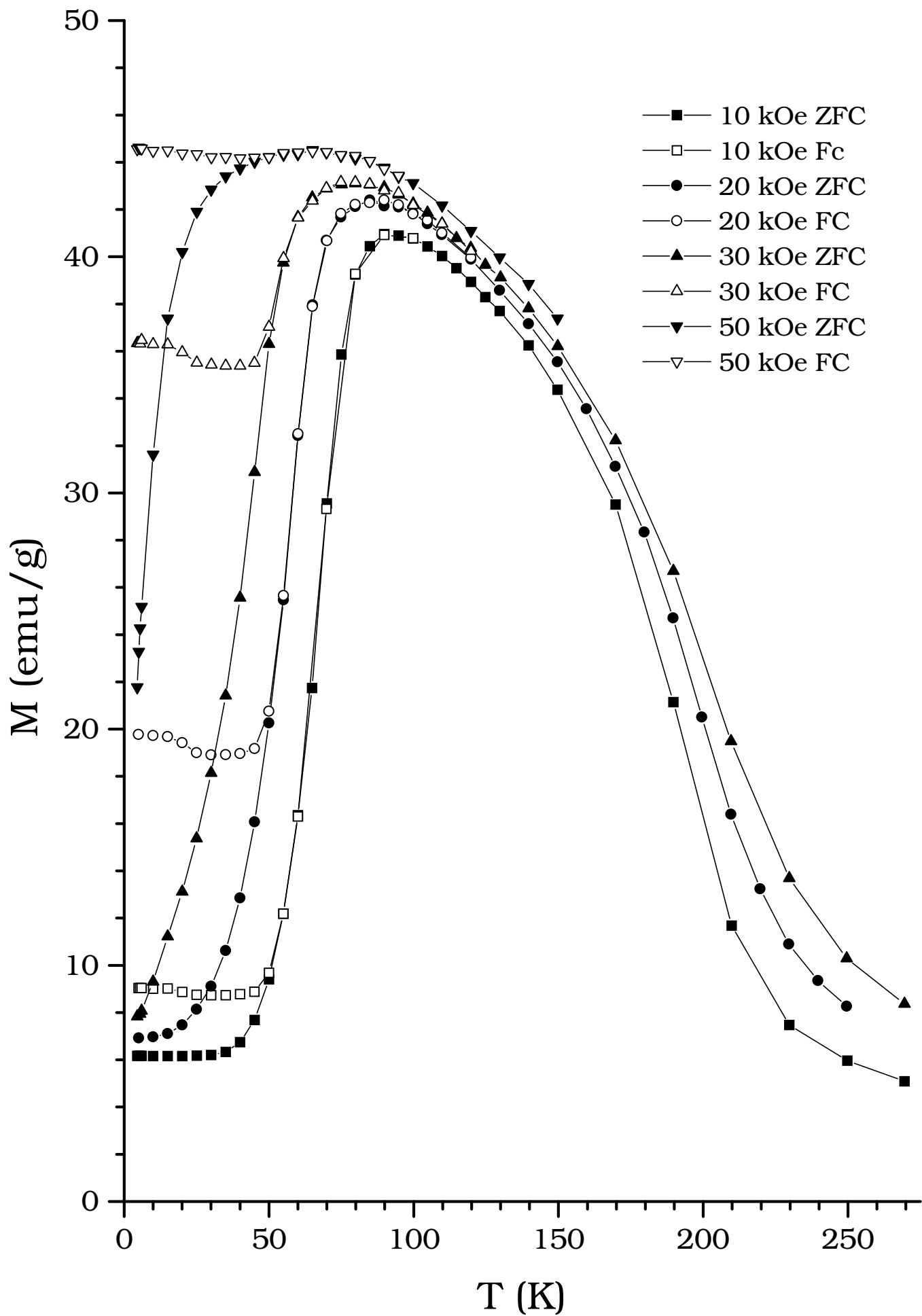


Fig. 2(a)

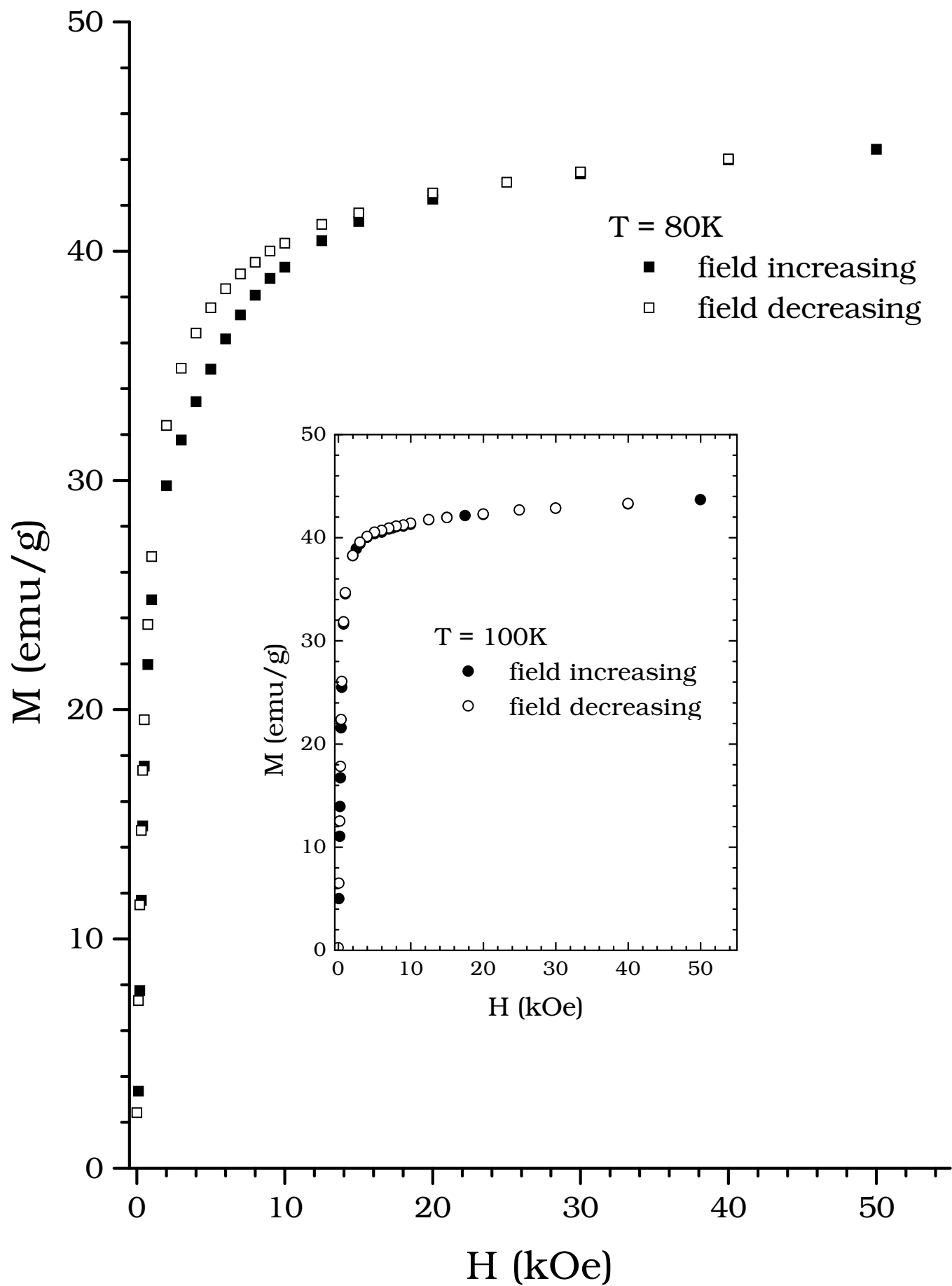


Fig. 2(b)

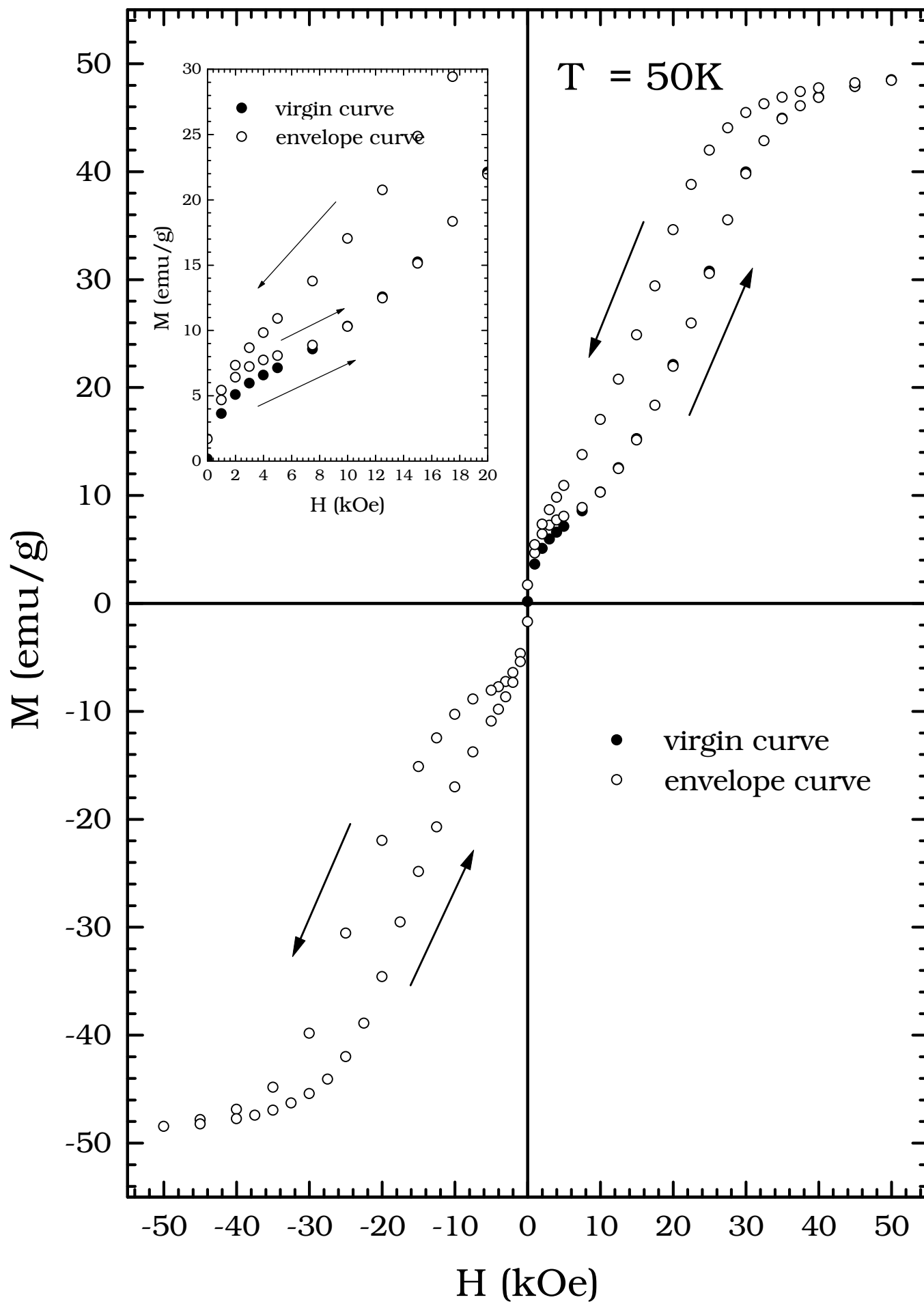


Fig. 2(c)

