

Phonons and related properties of extended systems from density-functional perturbation theory

Stefano Baroni, Stefano de Gironcoli, Andrea Dal Corso

*SISSA – Scuola Internazionale Superiore di Studi Avanzati and
INFM – Istituto Nazionale di Fisica della Materia
via Beirut 2-4, 34014 Trieste, Italy*

Paolo Giannozzi*

Chemistry Department, Princeton University, Princeton, New Jersey 08544

This article reviews the current status of lattice-dynamical calculations in crystals, using density-functional perturbation theory, with emphasis on the plane-wave pseudo-potential method. Several specialized topics are treated, including the implementation for metals, the calculation of the response to macroscopic electric fields and their relevance to long wave-length vibrations in polar materials, the response to strain deformations, and higher-order responses. The success of this methodology is demonstrated with a number of applications existing in the literature.

CONTENTS

I. Introduction	2	c. Diamond and Graphite	29
II. Density-Functional Perturbation Theory	2	d. Silicon Carbide	29
A. Lattice dynamics from electronic-structure theory	2	e. Nitrides	29
B. Density Functional Theory	3	f. Other semiconductors	30
1. The Kohn-Sham equations	4	g. Second-order Raman spectra in simple semiconductors	30
2. Local-Density Approximation and beyond	4	h. Piezo-electricity in binary semiconductors	31
C. Linear response	5	2. Simple metals and super-conductors	31
1. Monochromatic perturbations	7	3. Oxides	32
2. Homogeneous electric fields	8	a. Insulators	33
3. Relation to the variational principle	9	b. Ferroelectrics	33
4. Metals	10	c. High- T_c super-conductors	34
D. Phonons	13	4. Other materials	34
1. Vibrational states in crystalline solids	13	B. Phonons in semiconductor alloys and super-lattices	35
2. Long wave-length vibrations in polar materials	13	1. GaAs/AlAs super-lattices	35
3. Inter-atomic force constants	14	2. GaAs/AlAs alloys	36
E. Homogeneous deformations	15	3. Si/Ge super-lattices and alloys	36
1. Elastic properties	15	4. AlGaN alloys	36
2. Piezo-electric properties	16	5. GaP/InP alloys	37
F. Higher-order responses	17	6. Localized vibrations at defects	37
1. The $2n+1$ theorem	17	C. Lattice vibrations at surfaces	37
2. Nonlinear susceptibilities	18	D. Soft phonons and pressure-induced lattice transformations	38
III. Implementations	19	1. Ferroelectrics	38
A. Plane waves and pseudo-potentials	19	2. Pressure-induced phase transitions	39
B. Ultra-soft pseudo-potentials	21	a. Cesium Halides	39
C. Localized basis sets, all-electron	23	b. Cesium Hydride	41
IV. Other approaches	24	c. Silicon Dioxide	41
A. Dielectric approach	24	d. Semiconductors	41
B. Frozen phonons	25	e. Solid Hydrogen	42
C. Vibrational properties from molecular dynamics	26	f. Metals	42
V. Applications	26	3. Other phase transitions	42
A. Phonons in bulk crystals	26	E. Thermal properties of crystals and surfaces	42
1. Simple semiconductors	27	1. Metals	43
a. Elemental and III-V semiconductors	27	2. Semiconductors and Insulators	43
b. II-VI semiconductors	29	3. Surfaces	44
		4. Alloys	44
		F. Anharmonic effects	44
		G. Isotopic broadening of Raman lines	45
		H. Vibrational broadening of electronic core levels	46
		VI. Conclusions and perspectives	46
		ACKNOWLEDGMENTS	46
		Appendix A: Plane-wave pseudo-potential implementation	46
		1. Pseudo-potentials	46
		2. Matrix elements	47
		Appendix B: Force Constants, ionic term	48
		References	48

I. INTRODUCTION

The theory of lattice vibrations is one of the best established chapters of modern solid state physics and very few of the astonishing successes met by the latter could have been achieved without a strong foundation of the former. A wide variety of physical properties of solids depend on their lattice-dynamical behavior: infrared, Raman, and neutron-diffraction spectra; specific heats, thermal expansion, and heat conduction; phenomena related to the electron-phonon interaction such as the resistivity of metals, super-conductivity, and the temperature dependence of optical spectra, are just a few of them. As a matter of fact, their understanding in terms of *phonons* is considered to be one of the most convincing evidences that our current quantum picture of solids is correct.

The basic theory of lattice vibrations dates back to the thirties and the treatise of Born and Huang (1954) is still considered today to be the reference textbook in this field. These early formulations were mainly concerned with establishing the general properties of the dynamical matrices—such as e.g. their symmetry and/or analytical properties—without even considering their connections with the electronic properties which actually determine them. A systematic study of these connections was not performed until the seventies (De Cicco and Johnson 1969, Pick, Cohen, and Martin 1970). The relationship between the electronic and the lattice-dynamical properties of a system is important not only as a matter of principle, but also because (and perhaps mainly because) it is only exploiting these relations that it is possible to calculate the lattice-dynamical properties of specific systems.

The state of the art of theoretical condensed-matter physics and of computational materials science is such that it is nowadays possible to calculate specific properties of specific (simple) materials using *ab initio* quantum mechanical techniques whose only input information is the chemical composition of the materials. In the specific case of lattice-dynamical properties, a large number of *ab initio* calculations based on the linear-response theory of lattice vibrations (De Cicco and Johnson 1969, Pick, Cohen, and Martin 1970) have been made possible over the past 10 years by the achievements of density-functional theory (Hohenberg and Kohn 1964, Kohn and Sham 1965), and by the development of density-functional perturbation theory (Zein 1984, Baroni et al. 1987a) which is a method to apply the former within the general theoretical framework provided by the latter. Thanks to these theoretical and algorithmic advances, it is now possible to obtain accurate phonon dispersions on a fine grid of wave-vectors covering the entire Brillouin zone, which compare directly with neutron diffraction data, and from which several physical properties of the system (such as heat capacities, thermal expansion

coefficients, temperature dependence of the band gap, and so on) can be calculated.

The purpose of the present paper is to illustrate in some detail the theoretical framework of density-functional perturbation theory, including several technical details which are useful for its implementation within the plane-wave pseudo-potential scheme. We will also provide a representative, though necessarily incomplete, choice of significant applications to the physics of insulators and metals, including their surfaces, alloys, and micro-structures.

II. DENSITY-FUNCTIONAL PERTURBATION THEORY

A. Lattice dynamics from electronic-structure theory

The basic approximation which allows one to decouple the vibrational from the electronic degrees of freedom in a solid is the *adiabatic approximation* by Born and Oppenheimer (BO) (Born and Oppenheimer 1927). Within this approximation, the lattice-dynamical properties of a system are determined by the eigenvalues \mathcal{E} and eigenfunctions Φ of the Schrödinger equation:

$$\left(-\sum_I \frac{\hbar^2}{2M_I} \frac{\partial^2}{\partial \mathbf{R}_I^2} + E(\mathbf{R}) \right) \Phi(\mathbf{R}) = \mathcal{E} \Phi(\mathbf{R}), \quad (1)$$

where \mathbf{R}_I is the coordinate of the I -th nucleus, M_I its mass, $\mathbf{R} \equiv \{\mathbf{R}_I\}$ indicates the set of all the nuclear coordinates, and $E(\mathbf{R})$ is the clamped-ion energy of the system, which is often referred to as the *Born-Oppenheimer energy surface*. In practice, $E(\mathbf{R})$ is the ground-state energy of a system of interacting electrons moving in the field of fixed nuclei, whose Hamiltonian—which acts onto the electronic variables and depends parametrically upon \mathbf{R} —reads:

$$H_{BO}(\mathbf{R}) = -\frac{\hbar^2}{2m} \sum_i \frac{\partial^2}{\partial \mathbf{r}_i^2} + \frac{e^2}{2} \sum_{i \neq j} \frac{1}{|\mathbf{r}_i - \mathbf{r}_j|} - \sum_{iI} \frac{Z_I e^2}{|\mathbf{r}_i - \mathbf{R}_I|} + E_N(\mathbf{R}), \quad (2)$$

where Z_I is the charge of the I -th nucleus, $-e$ is the electron charge, and $E_N(\mathbf{R})$ is the electrostatic interaction between different nuclei:

$$E_N(\mathbf{R}) = \frac{e^2}{2} \sum_{I \neq J} \frac{Z_I Z_J}{|\mathbf{R}_I - \mathbf{R}_J|}. \quad (3)$$

The equilibrium geometry of the system is given by the condition that the forces acting on individual nuclei vanish:

$$\mathbf{F}_I \equiv -\frac{\partial E(\mathbf{R})}{\partial \mathbf{R}_I} = 0, \quad (4)$$

whereas the vibrational frequencies, ω , are determined by the eigenvalues of the Hessian of the BO energy, scaled by the nuclear masses:

$$\det \left| \frac{1}{\sqrt{M_I M_J}} \frac{\partial^2 E(\mathbf{R})}{\partial \mathbf{R}_I \partial \mathbf{R}_J} - \omega^2 \right| = 0. \quad (5)$$

The calculation of the equilibrium geometry and of the vibrational properties of a system thus amounts to computing the first and second derivatives of its BO energy surface. The basic tool to accomplish this goal is the Hellmann-Feynman (HF) theorem (Hellmann 1937, Feynman 1939) which states that the first derivative of the eigenvalues of a Hamiltonian that depends on a parameter λ , H_λ , is given by the expectation value of the derivative of the Hamiltonian:

$$\frac{\partial E_\lambda}{\partial \lambda} = \left\langle \Psi_\lambda \left| \frac{\partial H_\lambda}{\partial \lambda} \right| \Psi_\lambda \right\rangle, \quad (6)$$

where Ψ_λ is the eigenfunction of H_λ corresponding to the E_λ eigenvalue: $H_\lambda \Psi_\lambda = E_\lambda \Psi_\lambda$. In the BO approximation, nuclear coordinates act as parameters in the electronic Hamiltonian, Eq. (2). The force acting on the I -th nucleus in the electronic ground state is thus:

$$\mathbf{F}_I = - \frac{\partial E(\mathbf{R})}{\partial \mathbf{R}_I} = - \left\langle \Psi(\mathbf{R}) \left| \frac{\partial H_{BO}(\mathbf{R})}{\partial \mathbf{R}_I} \right| \Psi(\mathbf{R}) \right\rangle, \quad (7)$$

where $\Psi(\mathbf{r}, \mathbf{R})$ is the electronic ground-state wavefunction of the BO Hamiltonian. The BO Hamiltonian depends on \mathbf{R} via the electron-ion interaction that couples to the electronic degrees of freedom only through the electron charge density. The HF theorem states in this case that:

$$\mathbf{F}_I = - \int n_{\mathbf{R}}(\mathbf{r}) \frac{\partial V_{\mathbf{R}}(\mathbf{r})}{\partial \mathbf{R}_I} d\mathbf{r} - \frac{\partial E_N(\mathbf{R})}{\partial \mathbf{R}_I}, \quad (8)$$

where $V_{\mathbf{R}}(\mathbf{r})$ is the electron-nucleus interaction,

$$V_{\mathbf{R}}(\mathbf{r}) = - \sum_{iI} \frac{Z_I e^2}{|\mathbf{r}_i - \mathbf{R}_I|}, \quad (9)$$

and $n_{\mathbf{R}}(\mathbf{r})$ is the ground-state electron charge density corresponding to the nuclear configuration \mathbf{R} . The Hessian of the BO energy surface appearing in Eq. (5) is obtained by differentiating the HF forces with respect to nuclear coordinates:

$$\begin{aligned} \frac{\partial^2 E(\mathbf{R})}{\partial \mathbf{R}_I \partial \mathbf{R}_J} &\equiv - \frac{\partial \mathbf{F}_I}{\partial \mathbf{R}_J} = \int \frac{\partial n_{\mathbf{R}}(\mathbf{r})}{\partial \mathbf{R}_J} \frac{\partial V_{\mathbf{R}}(\mathbf{r})}{\partial \mathbf{R}_I} d\mathbf{r} \\ &+ \int n_{\mathbf{R}}(\mathbf{r}) \frac{\partial^2 V_{\mathbf{R}}(\mathbf{r})}{\partial \mathbf{R}_I \partial \mathbf{R}_J} d\mathbf{r} + \frac{\partial^2 E_N(\mathbf{R})}{\partial \mathbf{R}_I \partial \mathbf{R}_J}. \end{aligned} \quad (10)$$

Eq. (10) states that the calculation of the Hessian of the BO energy surfaces requires the calculation of the ground-state electron charge density, $n_{\mathbf{R}}(\mathbf{r})$, as well as

of its *linear response* to a distortion of the nuclear geometry, $\partial n_{\mathbf{R}}(\mathbf{r}) / \partial \mathbf{R}_I$. This fundamental result was first stated in the late sixties by De Cicco and Johnson (1969) and Pick, Cohen, and Martin (1970). The Hessian matrix is usually called the matrix of the *inter-atomic force constants* (IFC).

B. Density Functional Theory

According to the preceding discussion, the calculation of the *derivatives* of the BO energy surface with respect to the nuclear coordinates only requires the knowledge of the electronic charge-density distribution. This fact is a special case of a much more general property of the systems of interacting electrons, known as the Hohenberg and Kohn (1964) theorem. According to this theorem, no two different potentials acting on the electrons of a given system can give rise to a same ground-state electronic charge density. This property can be used in conjunction with the standard Rayleigh-Ritz variational principle of quantum mechanics to show that a *universal* functional,¹ $F[n(\mathbf{r})]$, of the electron charge density exists such that the functional:

$$E[n(\mathbf{r})] = F[n(\mathbf{r})] + \int n(\mathbf{r}) V(\mathbf{r}) d\mathbf{r} \quad (11)$$

is minimized by the electron charge density of the ground state corresponding to the external potential $V(\mathbf{r})$, under the constraint that the integral of $n(\mathbf{r})$ equals the total number of electrons. Furthermore, the value of the minimum coincides with the ground-state energy. This theorem provides the foundation of what is currently known as *density-functional theory* (DFT) (Parr and Yang 1989, Dreizler and Gross 1990). It allows an enormous conceptual simplification of the quantum-mechanical problem of the search of the ground-state properties of a system of interacting electrons, for it replaces the traditional description based on wave-functions (which depend on $3N$ independent variables, N being the number of electrons) with a much more tractable description in terms of the charge density, which only depends on 3 variables. Two major problems hamper a straightforward application of this remarkably simple result: the fact that the form of the F functional is unknown, and that the conditions to be fulfilled for a function $n(\mathbf{r})$ to be considered an acceptable ground-state charge distribution (and hence the domain of the functional F) are poorly characterized. The

¹By *universal* it is meant here that the functional is independent of the external potential acting on the electrons, though it obviously depends on the form of the electron-electron interaction.

second problem is hardly addressed at all, and one usually contents oneself to impose the proper normalization of the charge density by the use of a Lagrange multiplier. The first problem can be handled by mapping the system onto an auxiliary system of non interacting electrons (Kohn and Sham 1965) and by making appropriate approximations along the lines described in the next subsection.

1. The Kohn-Sham equations

The Hohenberg and Kohn theorem states that all the physical properties of a system of interacting electrons are uniquely determined by its ground-state charge-density distribution. This property holds independently of the precise form of the electron-electron interaction. In particular, when the strength of the electron-electron interaction vanishes, $F[n(\mathbf{r})]$ defines the ground-state kinetic energy of a system of non-interacting electrons as a functional of its ground-state charge-density distribution, $T_0[n(\mathbf{r})]$. This fact has been used by Kohn and Sham (1965) to map the problem of a system of interacting electrons onto an equivalent non-interacting problem. To this end, the unknown functional $F[n(\mathbf{r})]$ is cast into the form:

$$F[n(\mathbf{r})] = T_0[n(\mathbf{r})] + \frac{e^2}{2} \int \frac{n(\mathbf{r})n(\mathbf{r}')}{|\mathbf{r} - \mathbf{r}'|} d\mathbf{r}d\mathbf{r}' + E_{xc}[n(\mathbf{r})], \quad (12)$$

where the second term is the classical electrostatic self-interaction of the electron charge-density distribution, and the so-called *exchange-correlation energy*, E_{xc} , is defined by Eq. (12).² Variation of the energy functional with respect to $n(\mathbf{r})$ with the constraint that the number of electrons is kept fixed leads formally to the same equation that would hold for a system of non-interacting electrons subject to an effective potential (also called *self-consistent*, SCF, potential) whose form is:

$$V_{SCF}(\mathbf{r}) = V(\mathbf{r}) + e^2 \int \frac{n(\mathbf{r}')}{|\mathbf{r} - \mathbf{r}'|} d\mathbf{r}' + v_{xc}(\mathbf{r}), \quad (13)$$

where

$$v_{xc}(\mathbf{r}) \equiv \frac{\delta E_{xc}}{\delta n(\mathbf{r})} \quad (14)$$

²The exchange-correlation energy is the name we give to the part of the energy functional that we do not know how to calculate otherwise. For this reason, it has been named *stupidity energy* by Feynman (1972). Whether or not this is an useful concept depends on its magnitude with respect to the total functional and on the quality of the approximations one can find for it.

is the functional derivative of the exchange-correlation energy, also called the *exchange-correlation potential*.

The power of this trick is that, if one knew the effective potential $V_{SCF}(\mathbf{r})$, the problem for non-interacting electrons could be trivially solved without knowing the form of the non-interacting kinetic-energy functional, T_0 . To this end, one should simply solve the one-electron Schrödinger equation:

$$\left(-\frac{\hbar^2}{2m} \frac{\partial^2}{\partial \mathbf{r}^2} + V_{SCF}(\mathbf{r}) \right) \psi_n(\mathbf{r}) = \epsilon_n \psi_n(\mathbf{r}). \quad (15)$$

The ground-state charge-density distribution and non-interacting kinetic energy functional would then be given in terms of the *auxiliary* Kohn-Sham (KS) orbitals, $\psi_n(\mathbf{r})$:

$$n(\mathbf{r}) = 2 \sum_{n=1}^{N/2} |\psi_n(\mathbf{r})|^2 \quad (16)$$

$$T_0[n(\mathbf{r})] = -2 \frac{\hbar^2}{2m} \sum_{n=1}^{N/2} \int \psi_n^*(\mathbf{r}) \frac{\partial^2 \psi_n(\mathbf{r})}{\partial \mathbf{r}^2} d\mathbf{r}, \quad (17)$$

where N is the number of electrons, and the system is supposed to be non-magnetic, so that each one of the $N/2$ lowest-lying orbital states accommodates 2 electrons of opposite spin. In periodic systems the index n running over occupied states can be thought as a double label, $n \equiv \{v, \mathbf{k}\}$, where v indicates the set of valence bands, and \mathbf{k} is a wave-vector belonging to the first Brillouin zone (BZ).

The ground-state energy given by Eqs. (11,12) can be equivalently expressed in terms of the KS eigenvalues:

$$E[n(\mathbf{r})] = 2 \sum_{n=1}^{N/2} \epsilon_n - \frac{e^2}{2} \int \frac{n(\mathbf{r})n(\mathbf{r}')}{|\mathbf{r} - \mathbf{r}'|} d\mathbf{r}d\mathbf{r}' + E_{xc}[n(\mathbf{r})] - \int n(\mathbf{r})v_{xc}(\mathbf{r})d\mathbf{r}. \quad (18)$$

Eq. (15) has the form of a non-linear Schrödinger equation whose potential depends on its own eigenfunctions through the electron charge-density distribution. Once an explicit form for the exchange-correlation energy is available, this equation can be solved in a self-consistent way using a variety of methods.

2. Local-Density Approximation and beyond

The Kohn-Sham scheme constitutes a practical way to implement DFT, provided an accurate and reasonably easy-to-use approximation is available for the exchange-correlation energy, $E_{xc}[n(\mathbf{r})]$. In their original paper, Kohn and Sham (1965) proposed to assume that each small volume of the system (so small that the charge density can be thought to be constant therein) contributes

the same exchange-correlation energy as an equal volume of a homogeneous electron gas at the same density. With this assumption, the exchange-correlation energy functional and potential read:

$$E_{xc}[n(\mathbf{r})] = \int \epsilon_{xc}(n(\mathbf{r}))n(\mathbf{r})d\mathbf{r}, \quad (19)$$

$$v_{xc}(n(\mathbf{r})) = \left(\epsilon_{xc}(n) + n \frac{d\epsilon_{xc}(n)}{dn} \right)_{n=n(\mathbf{r})}, \quad (20)$$

where $\epsilon_{xc}(n)$ is the exchange-correlation energy per particle in an homogeneous electron gas at density n . This approximation is known as the *local density approximation* (LDA). Approximate forms for $\epsilon_{xc}(n)$ have been known for a long time. Numerical results from nearly exact Monte-Carlo calculations for the homogeneous electron gas by Ceperley and Alder (1980) have been parameterized by Perdew and Zunger (1981) with a simple analytical form. More accurate parameterizations have been recently proposed by Ortiz and Ballone (1994). All these different forms are very similar in the range of electron densities relevant to condensed-matter applications and yield very similar results.

The LDA is *exact* in the limit of high density or of a slowly varying charge-density distribution (Kohn and Sham 1965). LDA has turned out to be much more successful than originally expected (see for instance Jones and Gunnarsson (1989)), in spite of its extreme simplicity. For weakly correlated materials, such as semiconductors and simple metals, LDA accurately describes structural and vibrational properties: the correct structure is usually found to have the lowest energy, while bond lengths, bulk moduli, and phonon frequencies are accurate within a few percent.

LDA also has some well-known drawbacks. A large overestimate ($\sim 20\%$) of the crystal cohesive and molecular binding energies is possibly the worst failure of this approximation, together with its inability to properly describe strongly correlated systems, such as *e.g.* transition-metal oxides. Much effort has been put in the search for better functionals than LDA (see for instance Perdew et al. (1999)). The use of *gradient corrections* (Becke 1988, Perdew et al. 1996) to LDA has become widespread in recent years. Gradient corrections are generally found to improve the account of electron correlations in finite or semi-infinite systems, such as molecules or surfaces; less so in infinite solids.

In general, DFT is a ground-state theory and KS eigenvalues and eigenvector do not have a well defined physical meaning. Nevertheless, in the lack of better and equally general methods, KS eigenvalues are often used to estimate excitation energies. The general features of the low-lying energy bands in solids obtained in this way are generally considered to be at least qualitatively correct, in spite of the fact that the LDA is known to substantially underestimate the optical gaps in insulators.

C. Linear response

In Sec. II.A we have seen that the electron-density linear response of a system determines the matrix of its IFC's, Eq. (10). Let us see now how this response can be obtained within DFT. The procedure described in the following is usually referred to as *density-functional perturbation theory* (DFPT) (Zein 1984, Baroni et al. 1987a, Gonze 1995b).

In order to simplify the notation and make the argument more general, we assume that the external potential acting on the electrons is a differentiable function of a set of parameters, $\lambda \equiv \{\lambda_i\}$ ($\lambda_i \equiv \mathbf{R}_I$ in the case of lattice dynamics). According to the HF theorem, the first and second derivatives of the ground-state energy read:

$$\frac{\partial E}{\partial \lambda_i} = \int \frac{\partial V_\lambda(\mathbf{r})}{\partial \lambda_i} n_\lambda(\mathbf{r}) d\mathbf{r}, \quad (21)$$

$$\begin{aligned} \frac{\partial^2 E}{\partial \lambda_i \partial \lambda_j} = & \int \frac{\partial^2 V_\lambda(\mathbf{r})}{\partial \lambda_i \partial \lambda_j} n_\lambda(\mathbf{r}) d\mathbf{r} \\ & + \int \frac{\partial n_\lambda(\mathbf{r})}{\partial \lambda_i} \frac{\partial V_\lambda(\mathbf{r})}{\partial \lambda_j} d\mathbf{r}. \end{aligned} \quad (22)$$

The electron-density response, $\partial n_\lambda(\mathbf{r})/\partial \lambda_i$, appearing in Eq. (22) can be evaluated by linearizing Eqs. (16), (15), and (13) with respect to wave-function, density, and potential variations. Linearization of Eq. (16) leads to:

$$\Delta n(\mathbf{r}) = 4 \operatorname{Re} \sum_{n=1}^{N/2} \psi_n^*(\mathbf{r}) \Delta \psi_n(\mathbf{r}), \quad (23)$$

where the finite-difference operator Δ^λ is defined as:

$$\Delta^\lambda F = \sum_i \frac{\partial F_\lambda}{\partial \lambda_i} \Delta \lambda_i. \quad (24)$$

The super-script λ has been omitted in Eq. (23), as well as in any subsequent formulas where such an omission does not give rise to ambiguities. Since the external potential (both unperturbed and perturbed) is real, each KS eigenfunction and its complex conjugate are degenerate. As a consequence, the imaginary part of the sum appearing in Eq. (23) vanishes, so that the prescription to keep only the real part can be dropped.

The variation of the KS orbitals, $\Delta \psi_n(\mathbf{r})$, is obtained by standard first-order perturbation theory (Messiah 1962):

$$(H_{SCF} - \epsilon_n)|\Delta \psi_n\rangle = -(\Delta V_{SCF} - \Delta \epsilon_n)|\psi_n\rangle, \quad (25)$$

where

$$H_{SCF} = -\frac{\hbar^2}{2m} \frac{\partial^2}{\partial \mathbf{r}^2} + V_{SCF}(\mathbf{r}) \quad (26)$$

is the unperturbed KS Hamiltonian,

$$\Delta V_{SCF}(\mathbf{r}) = \Delta V(\mathbf{r}) + e^2 \int \frac{\Delta n(\mathbf{r}')}{|\mathbf{r} - \mathbf{r}'|} d\mathbf{r}' + \left. \frac{dv_{xc}(n)}{dn} \right|_{n=n(\mathbf{r})} \Delta n(\mathbf{r}), \quad (27)$$

is the first-order correction to the self-consistent potential, and $\Delta \epsilon_n = \langle \psi_n | \Delta V_{SCF} | \psi_n \rangle$ is the first order variation of the KS eigenvalue, ϵ_n .

In the atomic physics literature, an equation analogous to Eq. (25) is known as the Sternheimer equation, after the work in which it was first used to calculate atomic polarizabilities (Sternheimer 1954). A self-consistent version of the Sternheimer equation was introduced by Mahan (1980) to calculate atomic polarizabilities within DFT in the LDA. Similar methods are known in the quantum chemistry literature under the generic name of *analytic evaluation of second-order energy derivatives* (Gerratt and Mills 1968, Amos 1987). In the specific context of the Hartree-Fock approximation, the resulting algorithm is called the *coupled Hartree-Fock* method (Gerratt and Mills 1968).

Equations (23–27) form a set of self-consistent equations for the perturbed system completely analogous to the KS equations in the unperturbed case—Eqs. (13), (15), and (16)—with the KS eigenvalue equation, Eq. (15), being replaced by the solution of a linear system, Eq. (25). In the present case, the self-consistency requirement manifests itself in the dependence of the right-hand side upon the solution of the linear system. As $\Delta V_{SCF}(\mathbf{r})$ is a linear functional of $\Delta n(\mathbf{r})$ which in turn depends linearly on the $\Delta \psi$'s, the whole self-consistent calculation can be cast in terms of a generalized linear problem. Note however that the right-hand side of Eq. (25) for $\Delta \psi_n$ depends through Δn on the solution of all the similar equations holding for the $\Delta \psi_m$ ($m \neq n$). Hence, all the N equations, Eq. (25), are linearly coupled to each other, and the set of all the $\Delta \psi$'s is the solution of a linear problem whose dimension is $(NM/2 \times NM/2)$, M being the size of the basis set used to describe the ψ 's. The explicit form of this big linear equation can be worked out directly from Eqs. (23–27), or it can be equivalently derived from a variational principle, as explained in Sec. II.C.3. Whether this big linear system is better solved directly by iterative methods or by the self-consistent solution of the smaller linear systems given by Eq. (25) is a matter of computational strategy.

The first-order correction to a given eigen-function of the Schrödinger equation, given by Eq. (25), is often expressed in terms of a sum over the spectrum of the unperturbed Hamiltonian,

$$\Delta \psi_n(\mathbf{r}) = \sum_{m \neq n} \psi_m(\mathbf{r}) \frac{\langle \psi_m | \Delta V_{SCF} | \psi_n \rangle}{\epsilon_n - \epsilon_m}, \quad (28)$$

running over all the states of the system, occupied and empty, with the exception of the state being considered, for which the energy denominator would vanish. Using Eq. (28), the electron charge-density response, Eq. (23), can be cast into the form:

$$\Delta n(\mathbf{r}) = 4 \sum_{n=1}^{N/2} \sum_{m \neq n} \psi_n^*(\mathbf{r}) \psi_m(\mathbf{r}) \frac{\langle \psi_m | \Delta V_{SCF} | \psi_n \rangle}{\epsilon_n - \epsilon_m}. \quad (29)$$

Eq. (29) shows that the contributions to the electron-density response coming from products of occupied states cancel each other, so that the m index can be thought as running onto conduction states only. This is equivalent to say that the electron-density distribution does not respond to a perturbation which only acts onto the occupied-state manifold (or, more generally, to the component of any perturbation which couples occupied states among each other).

The explicit evaluation of $\Delta \psi_n(\mathbf{r})$ from Eq. (28) would require the knowledge of the full spectrum of the KS Hamiltonian and extensive summations over conduction bands. In Eq. (25), instead, only the knowledge of the occupied states of the system is needed to construct the right-hand side of the equation, and efficient iterative algorithms—such as conjugate gradient (Press et al. 1989, Stich et al. 1989, Payne et al. 1992) or minimal residual (Press et al. 1989, Saad and Schultz 1986) methods—can be used for the solution of the linear system. In this way the computational cost of the determination of the density response to a single perturbation is of the same order as that needed for the calculation of the unperturbed ground-state density.

The left-hand side of Eq. (25) is singular because the linear operator appearing therein has a null eigenvalue. However, we saw above that the response of the system to an external perturbation only depends on the component of the perturbation which couples the occupied-state manifold with the empty-state one. The projection onto the empty-state manifold of the first-order correction to occupied orbitals can be obtained from Eq. (25) by replacing its right-hand side with $-P_c \Delta V_{SCF} | \psi_n \rangle$, where P_c is the projector onto the empty-state manifold, and by adding to the linear operator on its left-hand side, $H_{SCF} - \epsilon_n$, a multiple of the projector onto the occupied-state manifold, P_v , so as to make it non-singular:

$$(H_{SCF} + \alpha P_v - \epsilon_n) | \Delta \psi_n \rangle = -P_c \Delta V_{SCF} | \psi_n \rangle. \quad (30)$$

In practice, if the linear system is solved by the conjugate-gradient or any other iterative method and the trial solution is chosen orthogonal to the occupied-state manifold, orthogonality is maintained during iteration without having to care about the extra P_v term on the left-hand side of Eq. (30).

The above discussion applies to insulators where the gap is finite. In metals a finite density of states (DOS)

occurs at the Fermi energy, and a change in the orbital occupation number may occur upon the application of an infinitesimal perturbation. The modifications of DFPT needed to treat the linear response of metals have been discussed by de Gironcoli (1995) and will be presented in some detail in Sec. II.C.4.

1. Monochromatic perturbations

One of the greatest advantages of DFPT—as compared to other non-perturbative methods to calculate the vibrational properties of crystalline solids (such as, *e.g.* the frozen phonon or the molecular-dynamics spectral analysis methods)—is that within DFPT the responses to perturbations of different wave-lengths are decoupled. This feature allows one to calculate phonon frequencies at arbitrary wave-vectors \mathbf{q} avoiding the use of super-cells and with a workload which is essentially independent of the phonon wave-length. To see this in some detail, we first rewrite Eq. (30) by explicitly indicating the wave-vector \mathbf{k} and band index v of the unperturbed wave-function, $\psi_v^{\mathbf{k}}$, and by projecting both sides of the equation over the manifold of states of wave-vector $\mathbf{k} + \mathbf{q}$. Translational invariance requires that the projector onto the $\mathbf{k} + \mathbf{q}$ manifold, $P^{\mathbf{k}+\mathbf{q}}$, commutes with H_{SCF} and with the projectors onto the occupied- and empty-state manifolds, P_v and P_c . By indicating with $P^{\mathbf{k}+\mathbf{q}}P_v = P_v^{\mathbf{k}+\mathbf{q}}$ and $P^{\mathbf{k}+\mathbf{q}}P_c = P_c^{\mathbf{k}+\mathbf{q}}$ the projectors onto the occupied and empty states of wave-vector $\mathbf{k} + \mathbf{q}$, Eq. (30) can be rewritten as:

$$(H_{SCF} + \alpha P_v^{\mathbf{k}+\mathbf{q}} - \epsilon_v^{\mathbf{k}}) |\Delta\psi_v^{\mathbf{k}+\mathbf{q}}\rangle = -P_c^{\mathbf{k}+\mathbf{q}} \Delta V_{SCF} |\psi_v^{\mathbf{k}}\rangle, \quad (31)$$

where $|\Delta\psi_v^{\mathbf{k}+\mathbf{q}}\rangle = P^{\mathbf{k}+\mathbf{q}} |\Delta\psi_v^{\mathbf{k}}\rangle$. By decomposing the perturbing potential, ΔV_{SCF} , into Fourier components,

$$\Delta V_{SCF}(\mathbf{r}) = \sum_{\mathbf{q}} \Delta v_{SCF}^{\mathbf{q}}(\mathbf{r}) e^{i\mathbf{q}\cdot\mathbf{r}}, \quad (32)$$

where $\Delta v_{SCF}^{\mathbf{q}}(\mathbf{r})$ is a lattice-periodic function, Eq. (31) can be cast into the form:

$$\left(H_{SCF}^{\mathbf{k}+\mathbf{q}} + \alpha \sum_{v'} |u_{v'}^{\mathbf{k}+\mathbf{q}}\rangle \langle u_{v'}^{\mathbf{k}+\mathbf{q}}| - \epsilon_v^{\mathbf{k}} \right) |\Delta u_v^{\mathbf{k}+\mathbf{q}}\rangle = \left[1 - \sum_{v'} |u_{v'}^{\mathbf{k}+\mathbf{q}}\rangle \langle u_{v'}^{\mathbf{k}+\mathbf{q}}| \right] \Delta v_{SCF}^{\mathbf{q}} |u_v^{\mathbf{k}}\rangle, \quad (33)$$

where v' runs over the occupied states at $\mathbf{k} + \mathbf{q}$, $u_v^{\mathbf{k}}$ and $\Delta u_v^{\mathbf{k}+\mathbf{q}}$ are the periodic parts of the unperturbed wave-function and of the $\mathbf{k} + \mathbf{q}$ Fourier component of its first-order correction, respectively, and the coordinate-representation kernel of the operator $H_{SCF}^{\mathbf{k}+\mathbf{q}}$, $h_{SCF}^{\mathbf{k}+\mathbf{q}}(\mathbf{r}, \mathbf{r}') = \langle \mathbf{r} | H_{SCF}^{\mathbf{k}+\mathbf{q}} | \mathbf{r}' \rangle$, is defined in terms of the kernel of the SCF hamiltonian, $h_{SCF}^{(0)}(\mathbf{r}, \mathbf{r}') = \langle \mathbf{r} | H_{SCF} | \mathbf{r}' \rangle$, by the relation:

$$h_{SCF}^{\mathbf{k}+\mathbf{q}}(\mathbf{r}, \mathbf{r}') = e^{-i(\mathbf{k}+\mathbf{q})\cdot\mathbf{r}} h_{SCF}^{(0)}(\mathbf{r}, \mathbf{r}') e^{i(\mathbf{k}+\mathbf{q})\cdot\mathbf{r}'}. \quad (34)$$

Eq. (33) shows that the time-consuming step of the self-consistent process, Eq. (30), can be carried on working on lattice-periodic functions only, and the corresponding numerical workload is therefore independent of the wave-length of the perturbation.

Let us now see how the other two steps of the self-consistent process, Eqs. (23) and (27), can be carried on in a similar way by treating each Fourier component of the perturbing potential and of the charge-density response independently. The Fourier components of any real function (such as Δn and Δv) with wave-vectors \mathbf{q} and $-\mathbf{q}$ are complex conjugate of each other: $\Delta n^{-\mathbf{q}}(\mathbf{r}) = (\Delta n^{\mathbf{q}}(\mathbf{r}))^*$, and similarly for the potential. Because of time-reversal symmetry, a similar results applies to wave-functions: $\Delta u_v^{\mathbf{k}+\mathbf{q}}(\mathbf{r}) = (\Delta u_v^{-\mathbf{k}-\mathbf{q}}(\mathbf{r}))^*$. Taking into account these relations, the Fourier component of the charge-density response at wave-vector \mathbf{q} are obtained from Eq. (23):

$$\Delta n_v^{\mathbf{q}}(\mathbf{r}) = 4 \sum_{\mathbf{k}v} u_v^{\mathbf{k}*}(\mathbf{r}) \Delta u_v^{\mathbf{k}+\mathbf{q}}(\mathbf{r}). \quad (35)$$

Eq. (27) is a *linear* relation between the self-consistent variation of the potential and the variation of the electron charge-density distribution. The Fourier component of the self-consistent potential response reads:

$$\Delta v_{SCF}^{\mathbf{q}}(\mathbf{r}) = \Delta v^{\mathbf{q}}(\mathbf{r}) + e^2 \int \frac{\Delta n^{\mathbf{q}}(\mathbf{r}')}{|\mathbf{r} - \mathbf{r}'|} e^{-i\mathbf{q}\cdot(\mathbf{r}-\mathbf{r}')} d\mathbf{r}' + \left. \frac{dv_{xc}(n)}{dn} \right|_{n=n(\mathbf{r})} \Delta n^{\mathbf{q}}(\mathbf{r}). \quad (36)$$

The sampling of the BZ needed for the evaluation of (35) is analogous to that needed for the calculation of the unperturbed electron charge density, (16), and it requires in most cases an equal number of discrete \mathbf{k} points. An exception to this rule occurs when calculating the response of insulators to macroscopic electric fields—as discussed in Sec. II.C.2—and for the calculation of phonons in metals in the presence of Kohn anomalies—as discussed in Sec. II.C.4.

In conclusion, Eqs. (33), (35), and (36) form a set of self-consistent relations for the charge-density and wave-function linear response to a perturbation of a wave-vector, \mathbf{q} , which can be solved in terms of lattice-periodic functions only, and which is decoupled from all the other sets of similar equations holding for other Fourier components of a same perturbation. Thus, perturbations of different periodicity can be treated independently of each other with a numerical workload which is, for each perturbation, of the same order as that needed for the unperturbed system.

2. Homogeneous electric fields

The electron density response to a homogeneous (*macroscopic*) electric field requires a special treatment. In fact, several electrostatic properties of an infinite solid are strictly speaking ill-defined in the long wave-length limit because the electrostatic potential describing a homogeneous electric field \mathbf{E} , ($V_{\mathbf{E}}(\mathbf{r}) = e\mathbf{E} \cdot \mathbf{r}$), is both unbound from below and incompatible with Born-von-Kármán periodic boundary conditions. In the linear regime, however, these pathologies can be efficiently treated in an elementary way. As in the harmonic approximation the lattice-dynamical properties of polar insulators depend for long wave-lengths on the linear response to a homogeneous electric field (see Sec.II.D.2), we will limit here our analysis to the linear regime only and postpone the discussion of non-linear electrostatic effects to Sec. II.F.

From a mathematical point of view, the main difficulty in treating macroscopic electric fields stems from the fact that the position operator, \mathbf{r} , is ill-defined in a periodic system and so are its matrix elements between wave-functions satisfying Born-von-Kármán boundary conditions. The wave-function response to a given perturbation, Eq. (28), however, only depends on the *off-diagonal* matrix elements of the perturbing potential between eigen-functions of the unperturbed Hamiltonian. Such matrix elements are indeed well defined even for a macroscopic electric field, as it can be seen by re-writing them in terms of the commutator between \mathbf{r} and the unperturbed Hamiltonian, which is a lattice-periodic operator:

$$\langle \psi_m | \mathbf{r} | \psi_n \rangle = \frac{\langle \psi_m | [H_{SCF}, \mathbf{r}] | \psi_n \rangle}{\epsilon_m - \epsilon_n}, \quad \forall m \neq n. \quad (37)$$

If the self-consistent potential acting on the electrons is local, the above commutator is simply proportional to the momentum operator:

$$[H_{SCF}, \mathbf{r}] = -\frac{\hbar^2}{m} \frac{\partial}{\partial \mathbf{r}}. \quad (38)$$

Otherwise, the commutator will contain an explicit contribution from the non-local part of the potential (Baroni and Resta 1986b, Baroni et al. 1987a, Hybertsen and Louie 1987).

When calculating the response of a crystal to an applied electric field, \mathbf{E}_0 , one must consider that the *screened* field acting on the electrons is:

$$\mathbf{E} = \mathbf{E}_0 - 4\pi\mathbf{P}, \quad (39)$$

where \mathbf{P} is the electronic polarization linearly induced by the screened (*i.e.* self-consistent) field, \mathbf{E} :

$$\mathbf{P} = -\frac{e}{V} \int_V \mathbf{r} \Delta \mathbf{E}_n(\mathbf{r}) d\mathbf{r}. \quad (40)$$

In addition to the *macroscopic* screening, expressed by Eq. (39), the density response to an external macroscopic electric field, \mathbf{E}_0 , also involves *microscopic* Fourier components,

$$\Delta \mathbf{E}_n(\mathbf{r}) = 4 \sum_{n=1}^{N/2} \psi_n^*(\mathbf{r}) \Delta \mathbf{E} \psi_n(\mathbf{r}), \quad (41)$$

responsible for the so called *local fields*, that must be taken into account in the self-consistent procedure.

Eq. (40) is of course well defined for any finite system. The electric polarization of a macroscopic piece of matter, however, is ill defined in that it depends on the details of the charge distribution at the surface of the sample. Nevertheless, the polarization *linearly* induced by a given perturbation is well defined, and Eq. (40) can in fact be recast into a boundary-insensitive form (Littlewood 1980). To see this, we use Eq. (23) and we obtain from Eq. (40):

$$\begin{aligned} P_\alpha &= -\frac{4e}{V} \sum_{n=1}^{N/2} \langle \psi_n | r_\alpha | \Delta \mathbf{E} \psi_n \rangle \\ &= -\frac{4e}{V} \sum_{n=1}^{N/2} \sum_{m=N/2+1}^{\infty} \frac{\langle \psi_n | [H_{SCF}, r_\alpha] | \psi_m \rangle}{(\epsilon_n - \epsilon_m)} \langle \psi_m | \Delta \mathbf{E} \psi_n \rangle, \end{aligned} \quad (42)$$

where the subscript α indicates Cartesian components. Let us introduce the wave-function $\bar{\psi}_n^\alpha(\mathbf{r})$ defined as:

$$\bar{\psi}_n^\alpha(\mathbf{r}) = \sum_{m \neq n} \psi_m(\mathbf{r}) \frac{\langle \psi_m | [H_{SCF}, r_\alpha] | \psi_n \rangle}{(\epsilon_m - \epsilon_n)}. \quad (43)$$

$\bar{\psi}$ satisfies an equation of the same kind as Eq. (30) with the perturbing potential on its right-hand side replaced by $[H_{SCF}, r_\alpha]$:

$$(H_{SCF} - \epsilon_n) |\bar{\psi}_n^\alpha\rangle = P_c [H_{SCF}, r_\alpha] | \psi_n \rangle. \quad (44)$$

The induced polarization, Eq. (42), can be recast into the form:

$$P_\alpha = -\frac{4e}{V} \sum_{n=1}^{N/2} \langle \bar{\psi}_n^\alpha | \Delta \mathbf{E} \psi_n \rangle, \quad (45)$$

where the anti-hermitian character of the commutator has been used.

The first-order correction to a crystal wave-function due to a perturbing homogeneous electric field, \mathbf{E} , is given by the response to the full, macroscopic *and* microscopic, perturbation:

$$\begin{aligned} (H_{SCF} - \epsilon_n) | \Delta \mathbf{E} \psi_n \rangle &= -e \sum_{\alpha} E_\alpha | \bar{\psi}_n^\alpha \rangle \\ &\quad - P_c \Delta V^{lf} | \psi_n \rangle, \end{aligned} \quad (46)$$

where:

$$\Delta V^{lf}(\mathbf{r}) = e^2 \int \frac{\Delta \mathbf{E}_n(\mathbf{r}')}{|\mathbf{r} - \mathbf{r}'|} d\mathbf{r}' + \left. \frac{dv_{xc}(n)}{dn} \right|_{n=n(\mathbf{r})} \Delta \mathbf{E}_n(\mathbf{r}). \quad (47)$$

The terms of the sum appearing in (45) implicitly behave as the inverse of the difference between a conduction and a valence energy eigenvalue to the third power, $\sim (\epsilon_c - \epsilon_v)^{-3}$. One of the energy denominators results from the standard first-order perturbation calculation of the perturbed wave function, $\Delta \mathbf{E}_{\psi_n}$, Eq. (28). A second energy denominator comes from the term $\bar{\psi}$ in the right-hand side of Eq. (46), which requires by itself the solution of a linear equation analogous to that of first-order perturbation theory, Eq. (44). The third energy denominator comes from the ψ , which appears explicitly in the bracket of Eq. (45). This dependence of the terms of the sum upon the direct gaps at different \mathbf{k} points of the BZ may require a rather fine sampling of the BZ when the fundamental gap is small. In these cases, the number of \mathbf{k} points needed to compute the dielectric constant is substantially larger than that needed by a standard unperturbed calculation (Baroni and Resta 1986a, Baroni and Resta 1986b, de Gironcoli et al. 1989).

The self-consistent cycle defined by Eqs. (39-47) can be performed starting from a given external macroscopic electric field, \mathbf{E}_0 , and updating at each iteration the macroscopic and microscopic part of electronic density response and the perturbing potential, via Eqs. (45), (39), (41), and (47); then solve Eq. (46) for $\Delta \mathbf{E}_{\psi}$ and repeat. However, for computational purposes, it is more convenient and simple to keep the value of the screened electric field, \mathbf{E} , fixed and let only the microscopic components of the potential vary during the iterative procedure, that is reached simply iterating Eq. (46), (41) and (47). The macroscopic polarization is then calculated only at the end when self-consistency is achieved using Eq. (45). Physically, this is equivalent to calculating the polarization response to a given *screened* electric field, \mathbf{E} , instead of the response to the *bare* electric field \mathbf{E}_0 .

The electronic contribution to the dielectric tensor, $\epsilon_{\infty}^{\alpha\beta}$, for the general (low-symmetry) case, can be derived from simple electrostatics. Using Eq. (39) and the definition of $\epsilon_{\infty}^{\alpha\beta}$, one has:

$$\mathbf{E}_{0\alpha} = (\mathbf{E}_{\alpha} + 4\pi\mathbf{P}_{\alpha}) = \sum_{\beta} \epsilon_{\infty}^{\alpha\beta} \mathbf{E}_{\beta}. \quad (48)$$

Using Eq. (45) to calculate the polarization induced in the α direction when a field is applied in the β direction, one finally obtains:

$$\epsilon_{\infty}^{\alpha\beta} = \delta_{\alpha\beta} - \frac{16\pi e}{V E_{\beta}} \sum_{n=1}^{N/2} \langle \bar{\psi}_n^{\alpha} | \Delta \mathbf{E}_{\beta} | \psi_n \rangle. \quad (49)$$

3. Relation to the variational principle

The KS equations are the Euler equations which solve the Hohenberg-Kohn variational principle. The equations of DFPT introduced in Sec. II.C can be seen as a set of equations which solve *approximately* the variational principle when the external potential is perturbed. Alternatively, these equations can be considered as those which minimize *exactly* an approximate energy functional (Gonze et al. 1992, Gonze 1995a, Gonze 1997). To see this point in some detail, let us consider the energy functional as depending explicitly on the set of KS orbitals, $\psi \equiv \{\psi_n\}$ (assumed to be real) and parametrically on the external potential, $V(\mathbf{r})$:

$$E[\psi; V] = -2 \frac{\hbar^2}{2m} \sum_{n=1}^{N/2} \int \psi_n(\mathbf{r}) \frac{\partial^2 \psi_n(\mathbf{r})}{\partial \mathbf{r}^2} d\mathbf{r} + \int V(\mathbf{r}) n(\mathbf{r}) d\mathbf{r} + \frac{e^2}{2} \int \frac{n(\mathbf{r}) n(\mathbf{r}')}{|\mathbf{r} - \mathbf{r}'|} d\mathbf{r} d\mathbf{r}' + E_{xc}[n(\mathbf{r})]. \quad (50)$$

The functional derivative of the above functional with respect to ψ_n is:

$$\frac{\delta E}{\delta \psi_n(\mathbf{r})} = 2H_{SCF} \psi_n(\mathbf{r}). \quad (51)$$

The Euler equations thus read:

$$H_{SCF} |\psi_n\rangle = \sum_{m=1}^{N/2} \Lambda_{nm} |\psi_m\rangle, \quad (52)$$

where the Λ 's are a set of Lagrange multipliers introduced so as to enforce the ortho-normality of the ψ 's. Eqs. (52) are invariant with respect to a unitary transformation within the manifold of the ψ 's, so that the usual KS equation, Eq. (15), is recovered in the representation which diagonalizes the Λ matrix.

Let us now indicate by $\psi^{(0)}$ the solutions of the KS equations corresponding to a particular choice of the external potential, $V^{(0)}(\mathbf{r})$ (the *unperturbed* potential), and let us indicate by ΔV and $\Delta \psi$ the differences between the actual potential and orbitals and their unperturbed values. The energy functional, Eq. (50), can be equally seen as depending on $\Delta \psi$ and ΔV : $E \equiv E[\{\psi^{(0)} + \Delta \psi\}; V^{(0)} + \Delta V]$. We now consider the *approximate* functional, $E^{(2)}$, which is obtained from E by truncating its Taylor expansion in terms of $\Delta \psi$ and ΔV to second order:

$$E^{(2)}[\{\Delta \psi\}; \Delta V] = E[\{\psi^{(0)}\}; V^{(0)}] + \int \frac{\delta E}{\delta V(\mathbf{r})} \Delta V(\mathbf{r}) d\mathbf{r} + \sum_{n=1}^{N/2} \int \frac{\delta E}{\delta \psi_n(\mathbf{r})} \Delta \psi_n(\mathbf{r}) d\mathbf{r}$$

$$\begin{aligned}
& + \frac{1}{2} \sum_{n=1}^{N/2} \int \frac{\delta^2 E}{\delta \psi_n(\mathbf{r}) \delta V(\mathbf{r}')} \Delta \psi_n(\mathbf{r}) \Delta V(\mathbf{r}') d\mathbf{r} d\mathbf{r}' \\
& + \frac{1}{2} \sum_{n,m=1}^{N/2} \int \frac{\delta^2 E}{\delta \psi_n(\mathbf{r}) \delta \psi_m(\mathbf{r}')} \Delta \psi_n(\mathbf{r}) \Delta \psi_m(\mathbf{r}') d\mathbf{r} d\mathbf{r}' \quad (53)
\end{aligned}$$

where we have omitted the second derivative with respect to V because E is linear in V . Besides Eq. (51), the required functional derivatives are:

$$\left. \frac{\delta E}{\delta V(\mathbf{r})} \right|_{\psi=\psi^{(0)}} = n^{(0)}(\mathbf{r}) \quad (54)$$

$$\left. \frac{\delta^2 E}{\delta \psi_n(\mathbf{r}) \delta V(\mathbf{r}')} \right|_{\psi=\psi^{(0)}} = 2\psi_n^{(0)}(\mathbf{r}) \delta(\mathbf{r} - \mathbf{r}') \quad (55)$$

$$\begin{aligned}
\left. \frac{\delta^2 E}{\delta \psi_n(\mathbf{r}) \delta \psi_m(\mathbf{r}')} \right|_{\psi=\psi^{(0)}} &= 2h_{SCF}^{(0)}(\mathbf{r}, \mathbf{r}') \\
&+ 4K(\mathbf{r}, \mathbf{r}') \psi_n^{(0)}(\mathbf{r}) \psi_m^{(0)}(\mathbf{r}'), \quad (56)
\end{aligned}$$

where:

$$K(\mathbf{r}, \mathbf{r}') = \frac{e^2}{|\mathbf{r} - \mathbf{r}'|} + \frac{\delta^2 E_{xc}}{\delta n(\mathbf{r}) \delta n(\mathbf{r}')}, \quad (57)$$

and $h_{SCF}^{(0)}(\mathbf{r}, \mathbf{r}')$ is the kernel of the unperturbed KS Hamiltonian. The energy functional, Eq. (53), must be minimized under the constraints that the resulting solutions lead to an orthonormal set of occupied states:

$$\langle \psi_n^{(0)} + \Delta \psi_n | \psi_m^{(0)} + \Delta \psi_m \rangle = \delta_{nm}. \quad (58)$$

This leads to the Euler equations:

$$\begin{aligned}
H_{SCF}^{(0)} |\Delta \psi_n\rangle - \sum_{m=1}^{N/2} \Lambda_{nm} |\Delta \psi_m\rangle &= \\
-\Delta V_{SCF} |\psi_n^{(0)}\rangle + \sum_{m=1}^{N/2} (\Lambda_{nm} - \epsilon_n \delta_{nm}) |\psi_m^{(0)}\rangle, \quad (59)
\end{aligned}$$

where the Λ 's are a set of Lagrange multipliers introduced so as to enforce the constraints, Eq. (58), and

$$\begin{aligned}
\Delta V_{SCF}(\mathbf{r}) &= \Delta V(\mathbf{r}) \\
&+ 2 \sum_{n=1}^{N/2} \int d\mathbf{r}' K(\mathbf{r}, \mathbf{r}') \psi_n^{(0)}(\mathbf{r}') \Delta \psi_n(\mathbf{r}') \quad (60)
\end{aligned}$$

is the first-order variation of the self-consistent potential. We now project both sides of Eq. (59) onto $\psi_k^{(0)}$. Taking into account that by Eq. (58) $\langle \Delta \psi_n | \psi_k^{(0)} \rangle = \mathcal{O}(\Delta^2)$, to linear order in Δ one obtains:

$$\Lambda_{mn} - \epsilon_n \delta_{nm} = \langle \psi_m^{(0)} | \Delta V_{SCF} | \psi_n^{(0)} \rangle. \quad (61)$$

To linear order in Δ , Eq. (59) can thus be cast into the form:

$$\begin{aligned}
(H_{SCF}^{(0)} - \epsilon_n) |\Delta \psi_n\rangle &= -\Delta V_{SCF} |\psi_n^{(0)}\rangle \\
&+ \sum_{m=1}^{N/2} |\psi_m^{(0)}\rangle \langle \psi_m^{(0)} | \Delta V_{SCF} | \psi_n^{(0)} \rangle \\
&= -P_c \Delta V_{SCF} |\psi_n^{(0)}\rangle, \quad (62)
\end{aligned}$$

which is essentially the same as Eq. (30). The set of perturbed orbitals, $\{\Delta \psi\}$, is the solution of N coupled linear systems whose dimension is the size of the basis set, M (Eq. (62) or Eq. (30), where the coupling comes from the dependence of the self-consistent potential on all the orbitals). Alternatively, it can be seen as a huge linear system of dimension $M \times N/2$, which is obtained by inserting the expression for ΔV_{SCF} , Eq. (60), into Eqs. (62) or (30). The latter is naturally derived from the minimization of the functional $E^{(2)}$, Eq. (53), which is quadratic.

This variational approach shows that the error on the functional to be minimized, Eq. (53), is proportional to the *square* of the error on the minimization variables, $\Delta \psi$. This fact can be exploited in the calculation of the second-order mixed derivatives, Eq. (22). It can be shown that a variational expression can be constructed for mixed derivatives as well (Gonze et al. 1992, Gonze 1997).

4. Metals

Density-functional perturbation theory, as presented above, is directly applicable to metals, provided the (electronic) temperature vanishes, so that a clear cut separation between occupied and empty states is possible. In this case, however, the number of k points needed to correctly represent the effect of the Fermi surface would be very large. Practical implementations of DFPT to metallic systems have been discussed by Quong and Klein (1992) and by de Gironcoli (1995), in the pseudo-potential formalism, and by Savrasov (1992), in the Linearized Muffin-Tin Orbital framework. In the following, we will closely follow the formulation of de Gironcoli (1995) which is based on the smearing technique for dealing with Fermi-surface effects.

In the smearing approach each KS energy level is broadened by a smearing function:

$$\delta_\sigma(\epsilon) = \frac{1}{\sigma} \tilde{\delta}(\epsilon/\sigma), \quad (63)$$

where $\tilde{\delta}(x)$ is any function that integrates to 1—so that $\delta_\sigma(\epsilon)$ tends to the Dirac δ function in the limit of vanishing smearing width, σ . Many kinds of smearing functions, $\tilde{\delta}(x)$, can be used: Fermi-Dirac broadening,³

³In this case the broadening function is the derivative of the Fermi-Dirac distribution function: $\tilde{\delta}(x) = \frac{1}{2} (1 + \cosh(x))^{-1}$.

Lorentzian, Gaussian (Fu and Ho 1983), Gaussian combined with polynomials (Methfessel and Paxton 1989), or *cold smearing* (Marzari et al. 1999) functions, to recall just a few of those used in the literature. While the choice of a given smearing function is to some extent a matter of personal taste and computational convenience, the specific choice of the Fermi-Dirac broadening allows one to explicitly account for the effects of a finite temperature ($T = \sigma/k_B$), when needed. The (local) density of states resulting from the broadened energy levels will be the original density of states, convoluted with the smearing function:

$$n(\mathbf{r}, \epsilon) = \sum_n \frac{1}{\sigma} \tilde{\theta}\left(\frac{\epsilon - \epsilon_n}{\sigma}\right) |\psi_n(\mathbf{r})|^2, \quad (64)$$

where the sum refers both to the discrete \mathbf{k} -vector index and to band and spin indices, for all bands. From this basic quantity the electron density follows:

$$n(\mathbf{r}) = \int_{-\infty}^{\epsilon_F} n(\mathbf{r}, \epsilon) d\epsilon = \sum_n \tilde{\theta}\left(\frac{\epsilon_F - \epsilon_n}{\sigma}\right) |\psi_n(\mathbf{r})|^2, \quad (65)$$

where $\tilde{\theta}(x) = \int_{-\infty}^x \tilde{\delta}(y) dy$ is a smooth approximation to the step function, and the Fermi energy is determined by the normalization to the total number of electrons,

$$N = \int_{-\infty}^{\epsilon_F} n(\epsilon) d\epsilon = \sum_n \tilde{\theta}\left(\frac{\epsilon_F - \epsilon_n}{\sigma}\right). \quad (66)$$

The advantage of this procedure is that after convolution the (modified) local density of states can be computed accurately on a discrete grid of points in the BZ, provided that the average separation between neighboring eigenvalues is small with respect to the broadening width, σ .

Given the definition of the local density of states, Eq. (64), the consistent way to define the auxiliary KS kinetic-energy functional—or its analogue in the finite temperature theory (Mermin 1965)—is through the Legendre transform of the single-particle energy integral:

$$\begin{aligned} T_s[n] &= \int_{-\infty}^{\epsilon_F} \epsilon n(\epsilon) d\epsilon - \int V_{SCF}(\mathbf{r}) n(\mathbf{r}) d\mathbf{r} \\ &= \sum_n \left[-\frac{\hbar^2}{2m} \tilde{\theta}\left(\frac{\epsilon_F - \epsilon_n}{\sigma}\right) \int \psi_n^*(\mathbf{r}) \frac{\partial^2 \psi_n(\mathbf{r})}{\partial \mathbf{r}^2} d\mathbf{r} \right. \\ &\quad \left. + \sigma \tilde{\theta}_1\left(\frac{\epsilon_F - \epsilon_n}{\sigma}\right) \right], \quad (67) \end{aligned}$$

where $\tilde{\theta}_1(x) = \int_{-\infty}^x y \tilde{\delta}(y) dy$. Note that when a finite electronic temperature is considered the KS auxiliary functional, $T_s[n]$, contains both the kinetic energy and the entropy contribution to the electronic free energy of the independent particle system. These two contributions appear separately in the last expression for $T_s[n]$ in Eq. (67) where it can be verified that for Fermi-Dirac broadening $\tilde{\theta}_1(x) = f \log(f) + (1-f) \log(1-f)$, with $f = \tilde{\theta}(x)$

as required. With the definitions above, for any kind of smearing function, the usual KS equations follow from the minimization of the total energy. The price to be paid for the computational simplicity of the smearing approach is that the computed total energy depends on the chosen broadening width and results for finite broadening widths must be corrected for, unless the shape of the smearing function is such as to reduce this dependence within acceptable values. Various discussions of this issue can be found in the literature (Methfessel and Paxton 1989, Marzari et al. 1999, de Gironcoli 1995, De Vita 1992).

Forces and other first-order energy derivatives can be computed in the usual way from Eqs. (8) and (21) which only require the knowledge of the unperturbed electronic density. Similarly second-order derivatives are computed from Eq. (22) where also the first order variation of the density is needed. Direct variation of Eq. (65) provides the required expression for $\Delta n(\mathbf{r})$:

$$\begin{aligned} \Delta n(\mathbf{r}) &= \sum_n \tilde{\theta}_{F,n} [\psi_n^*(\mathbf{r}) \Delta \psi_n(\mathbf{r}) + c.c.] \\ &\quad + \sum_n |\psi_n(\mathbf{r})|^2 \tilde{\delta}_{F,n} (\Delta \epsilon_F - \Delta \epsilon_n), \quad (68) \end{aligned}$$

where we have defined $\tilde{\theta}_{n,m} = \tilde{\theta}((\epsilon_n - \epsilon_m)/\sigma)$ and $\tilde{\delta}_{n,m} = (1/\sigma) \tilde{\delta}((\epsilon_n - \epsilon_m)/\sigma)$. The last term in Eq. (68) accounts for possible changes in occupation numbers induced by shifts in the single particle energies ($\Delta \epsilon_n = \langle \psi_n | \Delta V_{SCF} | \psi_n \rangle$), as well as in the Fermi energy of the system. Whether this term is present or not depends on the thermodynamic ensemble used: it is absent if the chemical potential is kept fixed, whereas it might be present if it is the number of electrons which is fixed. Even in this last case the Fermi energy is unaffected by the perturbation to linear order, unless the perturbation is lattice-periodic (monochromatic with $\mathbf{q} = 0$). Let us neglect this term for the time being and come back to it at the end of the section.

Substituting in Eq. (68) the definition for $\Delta \psi_n(\mathbf{r})$ from standard perturbation theory, Eq. (28), and exploiting the symmetry between the two contributions in square brackets, one obtains the following well known expression for the first-order variation of the electronic density in a metal:

$$\begin{aligned} \Delta n(\mathbf{r}) &= \sum_{n,m} \frac{\tilde{\theta}_{F,n} - \tilde{\theta}_{F,m}}{\epsilon_n - \epsilon_m} \\ &\quad \times \psi_n^*(\mathbf{r}) \psi_m(\mathbf{r}) \langle \psi_m | \Delta V_{SCF} | \psi_n \rangle, \quad (69) \end{aligned}$$

where the term in $\Delta \epsilon_n$ in Eq. (68) has become the $n = m$ term in the above sum and the incremental ratio $(\tilde{\theta}_{F,n} - \tilde{\theta}_{F,m})/(\epsilon_n - \epsilon_m)$ must be substituted with its limit, $-\tilde{\delta}_{F,n}$, whenever $\epsilon_m \rightarrow \epsilon_n$. This limit is always finite for any finite broadening line-width, or temperature,

and this expression is therefore numerically stable even in the presence of vanishingly small virtual excitation energies.

In order to avoid the double sum over occupied and unoccupied states we use the relation $\tilde{\theta}(x) + \tilde{\theta}(-x) = 1$ and the symmetry between i and j to get

$$\Delta n(\mathbf{r}) = 2 \sum_{n,m} \frac{\tilde{\theta}_{F,n} - \tilde{\theta}_{F,m}}{\epsilon_n - \epsilon_m} \tilde{\theta}_{m,n} \times \psi_n^*(\mathbf{r}) \psi_m(\mathbf{r}) \langle \psi_m | \Delta V_{SCF} | \psi_n \rangle, \quad (70)$$

where the sum over the first index can be limited to the states that have non negligible occupation. This expression can be further simplified, avoiding the explicit sum over the second index, by re-writing it as:

$$\Delta n(\mathbf{r}) = 2 \sum_n \psi_n^*(\mathbf{r}) \Delta \psi_n(\mathbf{r}), \quad (71)$$

where the $\Delta \psi_n$'s satisfy the equation

$$[H_{SCF} + Q - \epsilon_n] \Delta \psi_n = - [\tilde{\theta}_{F,n} - P_n] \Delta V_{SCF} | \psi_n \rangle, \quad (72)$$

with

$$Q = \sum_k \alpha_k | \psi_k \rangle \langle \psi_k |, \quad P_n = \sum_m \beta_{n,m} | \psi_m \rangle \langle \psi_m |,$$

$$\beta_{n,m} = \tilde{\theta}_{F,n} \tilde{\theta}_{n,m} + \tilde{\theta}_{F,m} \tilde{\theta}_{m,n} + \alpha_m \frac{\tilde{\theta}_{F,n} - \tilde{\theta}_{F,m}}{\epsilon_n - \epsilon_m} \tilde{\theta}_{m,n}. \quad (73)$$

In the above equations the α_k 's are chosen in such a way that the Q operator makes the linear system, Eq. (72), nonsingular for all non vanishing $\Delta \psi_n$. A possible simple choice is

$$\alpha_k = \max(\epsilon_F + \Delta - \epsilon_k, 0), \quad (74)$$

with $\Delta \approx 3 \div 4\sigma$. Another, even simpler, choice is to set α_k equal to the occupied bandwidth plus, say, 3σ for all partially occupied states and zero when the state is totally unoccupied. It can be easily verified that since α_k vanishes when ψ_k is unoccupied then also $\beta_{n,m}$ vanishes when any of its indices refers to an unoccupied state. Therefore the Q and P operators involve only the small number of partially filled bands and the first-order variation of the wave functions and of the charge density can be computed avoiding any explicit reference to the unoccupied states, much in the same way as for insulating materials. In fact, if the above scheme is applied to an insulator using a smearing width much smaller than its fundamental band gap, all the metallic equations, Eqs. (71-73), reduce numerically to their insulating analogues, Eqs. (23) and (30).

The expression for the charge density linearly induced by a given perturbation, Eqs. (69) and (70), involves an

energy denominator which vanishes for metals. In one dimension, this vanishing denominator gives rise to a divergence in the screening of perturbations whose wave-vector is twice the Fermi momentum, $2k_F$. This divergence is smeared in two dimensions and suppressed in three dimensions by volume effects. However, if the topology of the Fermi surface is such that two finite portions of it are parallel and connected by a wave-vector which for convenience we will name $2k_F$ (*nesting*), the screening to perturbations of wave-vector $2k_F$ will diverge even in three dimension. This is the physical mechanism giving rise to Kohn anomalies in the vibrational spectra of certain metals. The sampling of the BZ necessary to evaluate the sum over (partially) occupied states in Eqs. (69) and (70) is in ordinary cases similar to that needed to calculate the unperturbed charge-density distribution. Near a Kohn anomaly, however, a fine sampling of the Fermi surface is necessary and the number of needed points in the BZ is correspondingly larger.

Periodic ($\mathbf{q} = 0$) perturbations may induce a shift of the Fermi energy. In this case Eq. (71) must be modified as:

$$\Delta n(\mathbf{r}) = 2 \sum_n \psi_n^*(\mathbf{r}) \Delta \psi_n(\mathbf{r}) + n(\mathbf{r}, \epsilon_F) \Delta \epsilon_F, \quad (75)$$

all other technical details remaining unchanged. In order to find out the appropriate value of the Fermi energy shift let us examine the perturbation in the $\mathbf{q} \rightarrow 0$ limit. Let us consider the Fourier transform of the self-consistent perturbing potential $\Delta V_{SCF}(\mathbf{q}) = 1/V \int \Delta V_{SCF}(\mathbf{r}) e^{-i\mathbf{q}\cdot\mathbf{r}} d\mathbf{r}$. Its macroscopic ($\mathbf{q} \approx 0$) component reads:

$$\Delta V_{SCF}(\mathbf{q}) = \Delta V(\mathbf{q}) + \frac{4\pi e^2}{q^2} \Delta n(\mathbf{q}) + \frac{dv_{xc}}{dn} \Delta n(\mathbf{q}), \quad (76)$$

where the last term is the exchange-correlation contribution, $\Delta V(\mathbf{q}) = -\frac{4\pi e^2}{q^2} \Delta n_{ext}(\mathbf{q})$ is the macroscopic electrostatic component of the external perturbing potential, and $\Delta n_{ext}(\mathbf{q})$ is finite in the $\mathbf{q} \rightarrow 0$ limit. On the other hand the macroscopic component of the density response is

$$\Delta n(\mathbf{q}) = -n(\epsilon_F) \Delta V_{SCF}(\mathbf{q}) + \Delta n^{lf}(\mathbf{q}), \quad (77)$$

where Δn^{lf} is the density response to the non-macroscopic (local fields) components of the self-consistent potential. As Δn^{lf} and the DOS at the Fermi energy, $n(\epsilon_F)$, are both finite, ΔV_{SCF} and Δn must not diverge when $\mathbf{q} \rightarrow 0$ otherwise Eqs. (76) and (77) could not be satisfied at the same time. This implies, from Eq. (76), macroscopic charge neutrality for the perturbed system, that is $\Delta n_{ext}(\mathbf{q}) = \Delta n(\mathbf{q}) + \mathcal{O}(q^2)$ for $\mathbf{q} \approx 0$; a condition that in turn implies in Eq. (77)

$$\Delta V_{SCF}(\mathbf{q}) = -\frac{\Delta n_{ext}(\mathbf{q}) - \Delta n^{lf}(\mathbf{q})}{n(\epsilon_F)} + \mathcal{O}(q^2). \quad (78)$$

The lattice periodic ($\mathbf{q} = 0$) result can be obtained by taking the $\mathbf{q} \rightarrow 0$ limit of the above equations. In this case however, it is customary to set arbitrarily to zero the macroscopic electrostatic component of the self-consistent potential and the charge neutrality condition is thus enforced by a compensating shift in the Fermi energy, equal and opposite to the above result:

$$\Delta\epsilon_F = \frac{\Delta n_{ext}(\mathbf{q} = 0) + \int n(\mathbf{r}, \epsilon_F) \Delta V_{SCF}(\mathbf{r}) d\mathbf{r}}{n(\epsilon_F)}. \quad (79)$$

D. Phonons

1. Vibrational states in crystalline solids

In crystalline solids, the nuclear positions appearing in the definition of the IFC's, Eq. (5), are labelled by an index, I , which indicates the unit cell to which a given atom belongs, l , and the position of the atom within that unit cell, s : $I \equiv \{l, s\}$. The position of the I -th atom is thus:

$$\mathbf{R}_I \equiv \mathbf{R}_l + \boldsymbol{\tau}_s + \mathbf{u}_s(l), \quad (80)$$

where \mathbf{R}_l is the position of the l -th unit cell in the Bravais lattice, $\boldsymbol{\tau}_s$ is the equilibrium position of the s -th atom in the unit cell, and $\mathbf{u}_s(l)$ indicates the deviation from equilibrium of the nuclear position. Because of translational invariance, the matrix of the IFC's, Eq. (10), depends on l and m only through the difference $\mathbf{R} \equiv \mathbf{R}_l - \mathbf{R}_m$:

$$C_{st}^{\alpha\beta}(l, m) \equiv \frac{\partial^2 E}{\partial u_s^\alpha(l) \partial u_t^\beta(m)} = C_{st}^{\alpha\beta}(\mathbf{R}_l - \mathbf{R}_m), \quad (81)$$

where the greek super-scripts indicate Cartesian components. The Fourier transform of $C_{st}^{\alpha\beta}(\mathbf{R})$ with respect to \mathbf{R} , $\tilde{C}_{st}^{\alpha\beta}(\mathbf{q})$, can be seen as the second derivative of the BO energy surface with respect to the amplitude of a lattice distortion of definite wave-vector:

$$\begin{aligned} \tilde{C}_{st}^{\alpha\beta}(\mathbf{q}) &\equiv \sum_{\mathbf{R}} e^{-i\mathbf{q} \cdot \mathbf{R}} C_{st}^{\alpha\beta}(\mathbf{R}) \\ &= \frac{1}{N_c} \frac{\partial^2 E}{\partial u_s^{\alpha*}(\mathbf{q}) \partial u_t^\beta(\mathbf{q})}, \end{aligned} \quad (82)$$

where N_c is the number of unit cells in the crystal, and the vector $\mathbf{u}_s(\mathbf{q})$ is defined by the distortion pattern:

$$\mathbf{R}_I[\mathbf{u}_s(\mathbf{q})] = \mathbf{R}_l + \boldsymbol{\tau}_s + \mathbf{u}_s(\mathbf{q}) e^{i\mathbf{q} \cdot \mathbf{R}_l}. \quad (83)$$

Phonon frequencies, $\omega(\mathbf{q})$, are solutions of the secular equation:

$$\det \left| \frac{1}{\sqrt{M_s M_t}} \tilde{C}_{st}^{\alpha\beta}(\mathbf{q}) - \omega^2(\mathbf{q}) \right| = 0. \quad (84)$$

Translational invariance can be alternatively stated in this context by saying that a lattice distortion of wave-vector \mathbf{q} does not induce a force response in the crystal at wave-vector $\mathbf{q}' \neq \mathbf{q}$, in agreement with the analysis carried out in Sec. II.C.1. Because of this property, IFC's are most easily calculated in reciprocal space and, when they are needed in direct space, they can be readily obtained by Fourier transform (see Sec. II.D.3).

The reciprocal-space expression for the matrix of IFC's, Eq. (10), is the sum of an electronic and of an ionic contribution:

$$\tilde{C}_{st}^{\alpha\beta}(\mathbf{q}) = {}^{el} \tilde{C}_{st}^{\alpha\beta}(\mathbf{q}) + {}^{ion} \tilde{C}_{st}^{\alpha\beta}(\mathbf{q}), \quad (85)$$

where:

$$\begin{aligned} {}^{el} \tilde{C}_{st}^{\alpha\beta}(\mathbf{q}) &= \frac{1}{N_c} \left[\int \left(\frac{\partial n(\mathbf{r})}{\partial u_s^\alpha(\mathbf{q})} \right)^* \frac{\partial V_{ion}(\mathbf{r})}{\partial u_t^\beta(\mathbf{q})} d\mathbf{r} \right. \\ &\quad \left. + \int n(\mathbf{r}) \frac{\partial^2 V_{ion}(\mathbf{r})}{\partial u_s^{\alpha*}(\mathbf{q}) \partial u_t^\beta(\mathbf{q})} d\mathbf{r} \right], \end{aligned} \quad (86)$$

and

$$V_{ion}(\mathbf{r}) = \sum_{ls} v_s(\mathbf{r} - \mathbf{R}_l - \boldsymbol{\tau}_s - \mathbf{u}_s(l)), \quad (87)$$

v_s being the ionic (pseudo-) potential corresponding to the s -th atomic species. All the derivatives must be calculated for $\mathbf{u}_s(\mathbf{q}) = 0$. The ionic contribution comes from the ion-ion interaction energy (the last term of Eq. (10)) and does not depend on the electronic structure. The explicit expression of ${}^{ion} \tilde{C}_{st}^{\alpha\beta}(\mathbf{q})$ for periodic systems is given in the appendix.

Using Eqs. (83) and (87), the derivatives of the potential appearing in Eq. (86) read:

$$\frac{\partial V_{ion}(\mathbf{r})}{\partial u_s^\alpha(\mathbf{q})} = - \sum_l \frac{\partial v_s(\mathbf{r} - \mathbf{R}_l - \boldsymbol{\tau}_s)}{\partial \mathbf{r}} e^{i\mathbf{q} \cdot \mathbf{R}_l}, \quad (88)$$

while the corresponding derivative of the electron charge-density distribution is given by Eqs. (33) and (35).

2. Long wave-length vibrations in polar materials

In polar semiconductors and insulators, the long-range character of the Coulomb forces gives rise to macroscopic electric fields for longitudinal optic (LO) phonons in the long wave-length limit. At any finite wave-length, polar semiconductors are dealt with in the same way as non polar ones. In the long wave-length limit, however, phonons are coupled to macroscopic electric fields which must be treated with some care because the corresponding electronic potential, $V_{\mathbf{E}}(\mathbf{r}) = e\mathbf{E} \cdot \mathbf{r}$, is not lattice-periodic (see Sec. II.C.2). A physically transparent picture of the coupling between zone-center phonons and macroscopic

electric fields is provided by the Huang's phenomenological model (Born and Huang 1954), which we briefly discuss in the case of a cubic (or tetrahedral) lattice with two atoms per unit cell. The most general quadratic expression of the energy as a function of the phonon optic coordinates, \mathbf{u} , and the *electrical degrees of freedom* (i.e. the field itself, \mathbf{E}), is:

$$E(\mathbf{u}, \mathbf{E}) = \frac{1}{2} M \omega_0^2 u^2 - \frac{\Omega}{8\pi} \epsilon_\infty \mathbf{E}^2 - Z^* \mathbf{u} \cdot \mathbf{E}, \quad (89)$$

where M is the nuclear reduced mass, Ω is the volume of the unit cell, ϵ_∞ the electronic dielectric constant of the crystal (i.e. the static dielectric constant with clamped nuclei, $\mathbf{u} = 0$), and the coupling between \mathbf{u} and \mathbf{E} , Z^* , is known as the *Born effective charge* of the ions (see e.g., Böttger (1983), Sect. 1.5). The variables which are conjugate to \mathbf{u} and \mathbf{E} are the force \mathbf{F} acting on the ions and the electrical induction, \mathbf{D} :

$$\mathbf{F} \equiv -\frac{\partial E}{\partial \mathbf{u}} = -M \omega_0^2 \mathbf{u} + Z^* \mathbf{E} \quad (90)$$

$$\mathbf{D} \equiv -\frac{4\pi}{\Omega} \frac{\partial E}{\partial \mathbf{E}} = \frac{4\pi}{\Omega} Z^* \mathbf{u} + \epsilon_\infty \mathbf{E}. \quad (91)$$

In the absence of free external charges, Maxwell equations give:

$$\text{rot } \mathbf{E} \sim i\mathbf{q} \times \mathbf{E} = 0 \quad (92)$$

$$\text{div } \mathbf{D} \sim i\mathbf{q} \cdot \mathbf{D} = 0. \quad (93)$$

For transverse modes ($\mathbf{E} \perp \mathbf{q}$), Eq. (92) gives $\mathbf{E}_T = 0$, and Eq. (90) $\mathbf{F}_T = -M \omega_0^2 \mathbf{u}$: the transverse frequency is therefore $\omega_T = \omega_0$. For longitudinal modes ($\mathbf{E} \parallel \mathbf{q}$), Eq. (93) gives $\mathbf{D}_L = 0$ and Eq. (91) gives $\mathbf{E}_L = -\frac{4\pi Z^*}{\Omega \epsilon_\infty} \mathbf{u}$; Eq. (90) gives $\mathbf{F}_L = -\left(M \omega_0^2 + \frac{4\pi Z^*}{\Omega \epsilon_\infty}\right) \mathbf{u}$: the longitudinal frequency is therefore $\omega_L = \sqrt{\omega_0^2 + \frac{4\pi Z^*}{\Omega \epsilon_\infty M}}$. These results, which are *exact* in the case of cubic and tetrahedral systems, can be easily generalized to crystals of arbitrary symmetry (Böttger 1983).

The first-principles calculation of ϵ_∞ and Z^* proceeds from Eqs. (90) and (91). Let us start for instance from Eq. (91) which—expressed in terms of the macroscopic electric polarization of the medium and generalized to the case of many atoms per cell—reads:

$$\mathbf{P} = \frac{1}{\Omega} \sum_s Z_s^* \mathbf{u}_s + \frac{\epsilon_\infty - 1}{4\pi} \mathbf{E}. \quad (94)$$

In the general, low-symmetry case, Eq. (94) must be read as a tensor equation stating that the Born effective-charge tensor of the s -th ion is the partial derivative of the macroscopic polarization with respect to a periodic displacement of all the ions of the s -species at zero macroscopic electric field:

$$Z_s^{\alpha\beta} = \Omega \left. \frac{\partial P_\alpha}{\partial u_s^\beta(\mathbf{q}=0)} \right|_{\mathbf{E}=0}; \quad (95)$$

while the electronic dielectric-constant tensor is the derivative of the polarization with respect to the macroscopic electric field at clamped nuclei:

$$\epsilon_\infty^{\alpha\beta} = \delta_{\alpha\beta} + 4\pi \left. \frac{\partial P_\alpha}{\partial E_\beta} \right|_{\mathbf{u}_s(\mathbf{q}=0)=0}. \quad (96)$$

In the long wave-length limit, the matrix of the force constants can be split into the sum of an analytic and a non analytic contribution (Born and Huang 1954, Cochran and Cowley 1962):

$$\tilde{C}_{st}^{\alpha\beta} = {}^{an}\tilde{C}_{st}^{\alpha\beta} + {}^{na}\tilde{C}_{st}^{\alpha\beta}, \quad (97)$$

where the analytic part, ${}^{an}\tilde{C}$, is the matrix obtained from the response to a zone-center phonon, calculated at zero macroscopic electric field. The non analytic part has the general form (Cochran and Cowley 1962):

$$\begin{aligned} {}^{na}\tilde{C}_{st}^{\alpha\beta} &= \frac{4\pi}{\Omega} \frac{\sum_\gamma Z_s^{\gamma\alpha} q_\gamma \sum_\nu Z_t^{\nu\beta} q_\nu}{\sum_{\gamma,\nu} q_\gamma \epsilon_\infty^{\gamma\nu} q_\nu} \\ &= \frac{4\pi}{\Omega} \frac{(\mathbf{q} \cdot \mathbf{Z}_s^*)_\alpha (\mathbf{q} \cdot \mathbf{Z}_t^*)_\beta}{\mathbf{q} \cdot \boldsymbol{\epsilon}^\infty \cdot \mathbf{q}}. \end{aligned} \quad (98)$$

Eq. (98) shows that all the information necessary to deal with the non analytic part of the dynamical matrix is contained in the macroscopic dielectric constant of the system, and in the Born effective charges Z^* , whereas the analytic contribution can be calculated just ignoring any macroscopic polarization associated to the phonon. All these quantities can be easily obtained within DFPT (Giannozzi et al. 1991).

It is worth mentioning that effective charges can be calculated using an approach to the electrostatics of quantum dielectrics based on topological concepts, the *Berry's phase* approach to macroscopic polarization (King-Smith and Vanderbilt 1993, Resta 1994). When used at the same level of accuracy, the linear-response and Berry's phase approaches yield the same results within numerical uncertainties.

3. Inter-atomic force constants

The considerations developed so far in the present section allow in principle to calculate the vibrational frequencies at any (finite or infinite) phonon wave-length. Phonon frequencies are usually rather smooth functions of the wave-vector, so that suitable interpolation techniques can be used when complete dispersions are needed. Simple concepts from (discrete) Fourier analysis show that the smoother the phonon dispersions (*i.e.* the smoother the matrix elements of \tilde{C} as functions of \mathbf{q}), the shorter is the range of real-space IFC's:

$$C_{st}^{\alpha\beta}(\mathbf{R}) = \frac{1}{N_c} \sum_{\mathbf{q}} e^{i\mathbf{q} \cdot \mathbf{R}} \tilde{C}_{st}^{\alpha\beta}(\mathbf{q}), \quad (99)$$

i.e. the smaller the number of their non-vanishing values (to any given accuracy). Real-space IFC's can thus be readily obtained by Fourier analyzing a set of force-constant matrices calculated and tabulated over a uniform grid of points in reciprocal space. The most efficient way of calculating all these Fourier transforms numerically is the *fast Fourier transform* (FFT) technique (see *e.g.* Press et al. (1989)). Once real-space IFC's have been thus obtained, dynamical matrices in reciprocal space (and, hence, vibrational frequencies) can be obtained at *any* wave-vector (not necessarily contained in the original grid) by FFT. The shorter the range of real-space force constants, the coarser will be the reciprocal-space grid needed for such Fourier interpolation. In practice, the size of the reciprocal-space grid will be assessed a posteriori by verifying that it yields vanishing real-space constants (to within a given accuracy) beyond some cut-off radius. A simple rule of thumb is to include in the FFT grid enough points in the BZ so as to reach neighbor interactions extending up to 2-3 bond-lengths, and check the accuracy of the interpolation against the full calculation on some points *not* included in the grid.

The above considerations apply as such to metals, away from Kohn anomalies, and to non-polar insulators. The presence of Kohn anomalies in metals is associated to long-range IFC's propagating along the direction of the wave-vector of the anomaly. Catching the details of the anomaly with a regular grid of wave-vectors in the BZ would be very impractical. In these cases, once the position of the anomaly has been located, it is much simpler to refine the grid locally just around the anomaly.

In polar materials, instead, real-space IFC's are long-ranged in all directions, as a consequence of the long-range dipole-dipole interaction between ionic effective charges. For this reason, Fourier interpolation would be inefficient in this case. The dipole-dipole interaction is precisely the physical origin of the non-analytic behavior of the reciprocal-space dynamical matrices in the long wave-length limit, whose form is however known exactly in terms of the ionic effective charges (Eq. (98)). Eq. (98) expresses the long wave-length limit of the reciprocal-space force constants of *any* system whose atoms carry a charge equal to Z^*_s . If the force constants of a system of point charges Z^*_s is subtracted from those calculated for the physical system under consideration, the resulting difference will be analytic in the long wave-length limit, and its Fourier transform short ranged. For polar materials, Fourier interpolation is thus efficiently applicable to the analytic contribution to the reciprocal-space force constants, whereas the full non-analytic behavior can be easily restored by adding the force constants of a suitable point-charge model (Giannozzi et al. 1991). A description of the technical details necessary to implement the Fourier interpolation of reciprocal-space force constants in the general case of materials with anisotropic effective

charges can be found in Gonze and Lee (1997).

E. Homogeneous deformations

1. Elastic properties

Elastic constants can be viewed as force constants associated to homogeneous strains, *i.e.* to *macroscopic* distortions of the crystal. In any finite system, there is no conceptual difference between a strain and a microscopic distortion, and linear-response techniques are straightforwardly applicable in both cases. In an infinite system, on the contrary, one cannot apply directly linear-response techniques, because a homogeneous strain changes the boundary conditions of the Hamiltonian. The use of perturbation theory requires instead the existence of a common basis set for the perturbed and unperturbed systems. In order to use perturbation theory for homogeneous deformations, it has been suggested that one can introduce an intermediate fictitious Hamiltonian which is related to the unperturbed one by a unitary transformation, and obeys the same boundary conditions as the strained Hamiltonian (Baroni et al. 1987b).

Let us consider for simplicity a system under an isotropic strain (dilatation) of amplitude α , $\{\mathbf{R}\} \rightarrow \{\alpha\mathbf{R}\}$, whose corresponding elastic constant is the bulk modulus. The KS Hamiltonian, H^α , for the strained crystal is given by

$$H_{SCF}^\alpha = -\frac{\hbar^2}{2m} \frac{\partial^2}{\partial \mathbf{r}^2} + V_{ion}^\alpha(\mathbf{r}) + e^2 \int \frac{n^\alpha(\mathbf{r}')}{|\mathbf{r} - \mathbf{r}'|} d\mathbf{r}' + v_{xc}(n^\alpha(\mathbf{r})), \quad (100)$$

where the electron-ion potential, V_{ion}^α , is

$$V_{ion}^\alpha(\mathbf{r}) = \sum_{ls} v_s(\mathbf{r} - \alpha\mathbf{R}_l - \alpha\mathbf{r}_s). \quad (101)$$

The intermediate (fictitious) strained Hamiltonian, \tilde{H}^α , is obtained from the unperturbed one, H , through a scale transformation:

$$\tilde{H}^\alpha(\mathbf{r}, \partial/\partial \mathbf{r}) = H_{SCF}(\mathbf{r}/\alpha, \alpha\partial/\partial \mathbf{r}). \quad (102)$$

\tilde{H}^α obeys the same boundary conditions as the physical strained Hamiltonian H^α , and hence perturbation theory can be used to calculate the relative energy difference. At the same time \tilde{H}^α and H differ by a unitary transformation and their spectra are trivially related:

$$\begin{aligned} \tilde{\epsilon}_n^\alpha &= \epsilon_n \\ \tilde{\psi}_n^\alpha(\mathbf{r}) &= \alpha^{-\frac{3}{2}} \psi_n(\mathbf{r}/\alpha) \\ \tilde{n}^\alpha(\mathbf{r}) &= \alpha^{-3} n(\mathbf{r}/\alpha). \end{aligned} \quad (103)$$

The energy change due to a strain can thus be computed in two steps: first one calculates the energy difference between the unperturbed crystal and the fictitious strained one described by \tilde{H}^α ; one then computes the energy difference between the latter and the physical strained system using perturbation theory. The first step is trivial. The second step is less so, because \tilde{H}^α is not a proper Kohn-Sham Hamiltonian: the Hartree and XC terms in \tilde{H}^α are *not* the Hartree and XC potentials generated by \tilde{n}^α . One can write \tilde{H}^α as a genuine Kohn-Sham Hamiltonian, provided that the definition of the external potential is changed:

$$\tilde{H}^\alpha = -\frac{\hbar^2 \alpha^2}{2m} \frac{\partial^2}{\partial \mathbf{r}^2} + \tilde{V}_{ext}^\alpha(\mathbf{r}) + e^2 \int \frac{\tilde{n}^\alpha(\mathbf{r}')}{|\mathbf{r} - \mathbf{r}'|} d\mathbf{r}' + v_{xc}(\tilde{n}^\alpha(\mathbf{r})), \quad (104)$$

where

$$\begin{aligned} \tilde{V}_{ext}^\alpha(\mathbf{r}) = & \sum_{ls} v_s(\mathbf{r}/\alpha - \mathbf{R}_l - \boldsymbol{\tau}_s) \\ & + e^2 \left(1 - \frac{1}{\alpha}\right) \int \frac{n(\mathbf{r}')}{|\mathbf{r}/\alpha - \mathbf{r}'|} d\mathbf{r}' \\ & + v_{xc}(\alpha^{-3}n(\mathbf{r}/\alpha)) + v_{xc}(n(\mathbf{r}/\alpha)). \end{aligned} \quad (105)$$

The energy difference between the fictitious and the real strained systems, $E^\alpha - \tilde{E}^\alpha$, can now be calculated by perturbation. The details are given in Baroni et al. (1987b). This method can be straightforwardly extended to generic elastic constants. The algebra involved is however quite heavy.

It must be remarked that what is calculated in this way is only a *bare* elastic constants: in Eq. (101) the coordinates of different atoms within a same unit cell are assumed to undergo the same homogeneous scale transformation as the positions of different unit cells. This is not true in general, and atoms rearrange themselves within each unit cell, so as to minimize the total energy as a function of the applied strain. To see how the elastic constants are affected by the internal relaxation of the atomic positions, let us write the more general second-order expression of the crystal energy per unit cell as a second-order polynomial of the macroscopic (strain) and microscopic (phonon) modes:

$$\begin{aligned} E = & \frac{\Omega}{2} \sum_{\alpha\beta,\gamma\delta} \lambda_{\alpha\beta,\gamma\delta}^0 e_{\alpha\beta} e_{\gamma\delta} \\ & + \frac{1}{2} \sum_{s\alpha,t\beta} C_{st}^{\alpha\beta} u_s^\alpha u_t^\beta + \Omega \sum_{s\alpha\gamma\delta} \zeta_{s\alpha\gamma\delta} u_s^\alpha e_{\gamma\delta} \end{aligned} \quad (106)$$

where Ω is the unit cell volume, λ^0 is the (bare) elastic constant matrix, e the strain tensor, C the zone-center reciprocal-space matrix of force constants, u atomic displacements in the unit cell, ζ the coupling between

macroscopic strain and atomic displacements (the matrix of the so-called *internal-strain parameters*). Crystal symmetry determines the number of independent non-vanishing terms in λ^0 , C , and ζ . If we allow the atoms to relax for a given strain state, minimization of the energy with respect to the u 's yields

$$E = \frac{\Omega}{2} \sum_{\alpha\beta,\gamma\delta} \lambda_{\alpha\beta,\gamma\delta} e_{\alpha\beta} e_{\gamma\delta}, \quad (107)$$

where

$$\lambda_{\alpha\beta,\gamma\delta} = \lambda_{\alpha\beta,\gamma\delta}^0 - \Omega \sum_{s\mu,t\nu} \zeta_{s\mu\alpha\beta} (C^{-1})_{st}^{\mu\nu} \zeta_{t\nu\gamma\delta}. \quad (108)$$

Both the force constants and the coupling between macroscopic strain and atomic displacements can be readily calculated within DFPT.

2. Piezo-electric properties

The piezo-electric constants form a third-order tensor, $\gamma_{\alpha,\gamma\delta}$, defined as the derivative of the macroscopic electric polarization with respect to a homogeneous strain, at vanishing macroscopic field. This quantity—which has been demonstrated to be independent of surface effects (Martin 1972), *i.e.* independent on surface termination—could in principle be evaluated as the electric-polarization response to a given applied strain. Alternatively, and somewhat more conveniently, it can also be calculated as the stress linearly induced by an electric field at zero strain. The latter definition was used by de Gironcoli et al. (1989) to calculate the piezo-electric tensor in III-V semiconductor compounds. The two definitions are equivalent and can be deduced expanding the energy of the system to second order in the macroscopic perturbations (strain, $e_{\alpha\beta}$, and electric field, E_α):

$$\begin{aligned} E = & \frac{\Omega}{2} \sum_{\alpha\beta,\gamma\delta} \lambda_{\alpha\beta,\gamma\delta} e_{\alpha\beta} e_{\gamma\delta} \\ & - \Omega \sum_{\alpha,\gamma\delta} \gamma_{\alpha,\gamma\delta} E_\alpha e_{\gamma\delta} - \frac{\Omega}{8\pi} \sum_{\alpha,\beta} \epsilon_0^{\alpha\beta} E_\alpha E_\beta. \end{aligned} \quad (109)$$

The link with the microscopic description is provided, by expanding the crystal energy to second-order in the external (strain and electric field) and internal (phonon) degrees of freedom:

$$\begin{aligned} E = & \frac{\Omega}{2} \sum_{\alpha\beta,\gamma\delta} \lambda_{\alpha\beta,\gamma\delta}^0 e_{\alpha\beta} e_{\gamma\delta} - \Omega \sum_{\alpha,\gamma\delta} \gamma_{\alpha,\gamma\delta} E_\alpha e_{\gamma\delta} \\ & - \frac{\Omega}{8\pi} \sum_{\alpha,\beta} \epsilon_\infty^{\alpha\beta} E_\alpha E_\beta + \frac{1}{2} \sum_{s\alpha,t\beta} C_{st}^{\alpha\beta} u_s^\alpha u_t^\beta \\ & + \sum_{s\alpha\gamma\delta} \zeta_{s\alpha\gamma\delta} u_s^\alpha e_{\gamma\delta} - \Omega \sum_{s\alpha\beta} Z_s^{\alpha\beta} u_s^\alpha E_\beta. \end{aligned} \quad (110)$$

where λ^0 , γ^0 , and ϵ_∞ are the purely electronic (*i.e.* clamped-ion) contributions to the elastic, piezoelectric, and dielectric, constants respectively, and the coupling between atomic displacements and macroscopic variables (electric field and strain), are expressed by the effective charges, Z^* , and internal strain parameters, ζ . Once the macroscopic variables, \mathbf{E} and \mathbf{e} , are fixed, The equilibrium values of the internal degrees of freedom are given by the condition that the derivatives of Eq. (110) with respect to the atomic displacements vanish. When these equilibrium atomic positions as functions of the macroscopic electric field and strain are inserted in (110), the resulting expression defines the total piezoelectric constants as:

$$\gamma_{\alpha,\gamma\delta} = \gamma_{\alpha,\gamma\delta}^0 + \sum_{s\mu,t\nu} Z_s^{*\mu\alpha} (C^{-1})_{st}^{\mu\nu} \zeta_{t\nu\gamma\delta}. \quad (111)$$

The two resulting contributions to the piezoelectric constants are often of opposite sign and close in absolute value, so that a well converged calculation is needed in order to extract a reliable value for their sum (de Gironcoli et al. 1989).

The problem of a proper definition of piezoelectric properties in a crystal displaying a spontaneous macroscopic polarization has been raised recently by Sági-Szabó et al. (1998) and further discussed by Vanderbilt (2000).

F. Higher-order responses

1. The $2n+1$ theorem

In Sec. II.C we have seen that the knowledge of the first-order derivatives of the wave-functions is enough to calculate the second-order derivatives of the total energy. This is a special case of a very general theorem, known as the *2n+1 theorem*, which states that the knowledge of the derivatives of the wave-functions up to order n allows the calculation of the derivatives of the energy up to order $2n+1$. This theorem, well known in quantum mechanics since many years, is a consequence of the variational principle and it is valid also in DFT. In this context, its usefulness derives from the fact that the third-order derivatives of the total energy can be obtained from the first-order derivatives of the wave-functions. This opens the possibility to study phenomena which depends upon third order anharmonic terms in the energy expansion—such as phonon line widths, Raman scattering cross sections, or nonlinear optical responses—with a computational effort of the same order as for harmonic properties (because the time-consuming step is the calculation of the first-order derivatives of the wave-functions).

Several proofs of the $2n+1$ theorem can be found in the literature. In a DFT framework this theorem was

first proved by Gonze and Vigneron (1989). Explicit expressions of the energy derivatives up to fourth order have been worked out by Gonze (1995b). The scope of this theorem is much more general, as it concerns the properties of the extrema of any functional depending upon some parameters (Epstein 1974). Let $E[\boldsymbol{\psi}, \lambda]$ be a generic functional of $\boldsymbol{\psi}$ which, for $\lambda = 0$, has an extremum at $\boldsymbol{\psi}^{(0)}$: $\delta E[\boldsymbol{\psi}^{(0)}, 0]/\delta \boldsymbol{\psi} = 0$. The position of the extremum will depend on the value of the parameter λ : $\boldsymbol{\psi}(\lambda) = \boldsymbol{\psi}^{(0)} + \Delta \boldsymbol{\psi}(\lambda)$. The value of the functional at the extremum will be:

$$E_{min}(\lambda) = E[\boldsymbol{\psi}^{(0)} + \Delta \boldsymbol{\psi}(\lambda), \lambda], \quad (112)$$

where $\Delta \boldsymbol{\psi}(\lambda)$ is determined, for any given value of λ , by the extremum condition:

$$\frac{\partial E[\boldsymbol{\psi}^{(0)} + \Delta \boldsymbol{\psi}, \lambda]}{\partial \Delta \boldsymbol{\psi}} = 0. \quad (113)$$

When λ is small, both $\Delta \boldsymbol{\psi}(\lambda)$ and $E_{min}(\lambda)$ will be well approximated by their Taylor expansion in powers of λ :

$$\Delta \boldsymbol{\psi}(\lambda) = \sum_{l=1}^{\infty} \frac{1}{l!} \frac{d^l \boldsymbol{\psi}}{d\lambda^l} \lambda^l \equiv \sum_{l=1}^{\infty} \Delta \boldsymbol{\psi}^{(l)} \lambda^l, \quad (114)$$

$$E_{min}(\lambda) = \sum_{l=0}^{\infty} \frac{1}{l!} \frac{d^l E_{min}}{d\lambda^l} \lambda^l \equiv \sum_{l=0}^{\infty} E^{(l)} \lambda^l. \quad (115)$$

The $2n+1$ theorem states that the knowledge of $\Delta \boldsymbol{\psi}^{(l)}$ up to order n is enough to determine $E^{(l)}$ up to order $2n+1$. To demonstrate this, it is convenient to first expand $E[\boldsymbol{\psi}^{(0)} + \Delta \boldsymbol{\psi}, \lambda]$ into a Taylor series treating $\Delta \boldsymbol{\psi}$ and λ as independent variables:

$$E[\boldsymbol{\psi}^{(0)} + \Delta \boldsymbol{\psi}, \lambda] = \sum_{p=0}^{\infty} \sum_{k=0}^{\infty} \frac{1}{k!p!} \frac{\delta^{k+p} E[\boldsymbol{\psi}^{(0)}, 0]}{\delta \boldsymbol{\psi}^k \delta \lambda^p} (\Delta \boldsymbol{\psi})^k \lambda^p, \quad (116)$$

where we use the notation:

$$\frac{\delta^k E}{\delta \boldsymbol{\psi}^k} (\Delta \boldsymbol{\psi})^k = \left(\sum_i \Delta \psi_i \frac{\partial}{\partial \psi_i} \right)^k E. \quad (117)$$

Variation of Eq. (116) with respect to $\Delta \boldsymbol{\psi}$ leads to the extremum condition:

$$\begin{aligned} \mathbf{f} &= \frac{\partial E[\boldsymbol{\psi}^{(0)} + \Delta \boldsymbol{\psi}, \lambda]}{\partial \Delta \boldsymbol{\psi}} \\ &= \sum_{p=0}^{\infty} \sum_{k=1}^{\infty} \frac{1}{(k-1)!p!} \frac{\delta^{k+p} E[\boldsymbol{\psi}^{(0)}, 0]}{\delta \boldsymbol{\psi}^k \delta \lambda^p} (\Delta \boldsymbol{\psi})^{k-1} \lambda^p \\ &= 0. \end{aligned} \quad (118)$$

Introducing Eq. (114) into Eq. (118) allows to formally expand \mathbf{f} as a power series of λ only. The resulting expression for \mathbf{f} must vanish identically order by order in

λ . By equating the coefficients of λ^n in the Taylor expansion to zero, Eq. (118) yields an infinite number of equations, $\mathbf{f}^{(n)} = 0$, which determine $\Delta\psi^{(n)}$.

Introducing Eq. (114) into Eq. (116) allows to formally expand E as a power series of λ only and therefore to calculate the explicit form of $E^{(l)}$. Since a term quadratic in $\Delta\psi^{(l)}\lambda^l$ is of order λ^{2l} , $E^{(2n+1)}$ could depend only linearly upon $\Delta\psi^{(l)}\lambda^l$, if $l > n$. Showing that for $l > n$ the coefficient of $\Delta\psi^{(l)}\lambda^l$ in $E^{(2n+1)}$ is $\mathbf{f}^{(2n+1-l)}$ we prove the $2n+1$ theorem, since this force is zero by the minimum condition. We start by extracting $\Delta\psi^{(l)}\lambda^l$ from the product $(\Delta\psi)^k$ appearing in Eq. (116), using the relationship:

$$(\Delta\psi)^k = (\Delta\psi - \Delta\psi^{(l)}\lambda^l + \Delta\psi^{(l)}\lambda^l)^k = k\Delta\psi^{(l)}\lambda^l(\Delta\psi)^{k-1} + (\Delta\psi - \Delta\psi^{(l)}\lambda^l)^k + \mathcal{O}(\lambda^{2n+1}), \quad (119)$$

valid for $l > n$. The only term which is linear in $\Delta\psi^{(l)}\lambda^l$ is the first term of the r.h.s. of Eq. (119). Inserting this term in Eq. (116) and recalling the definition of \mathbf{f} , Eq. (118), we can write $E^{(2n+1)}$ as:

$$E^{(2n+1)} = \Delta\psi^{(2n+1)}\lambda^{2n+1}\mathbf{f}^{(0)} + \dots + \Delta\psi^{(l)}\lambda^l\mathbf{f}^{(2n+1-l)} + \dots + \Delta\psi^{(n+1)}\lambda^{(n+1)}\mathbf{f}^{(n)} + P^{(2n+1)}(\psi^{(1)}, \dots, \psi^{(n)}), \quad (120)$$

where $P^{(2n+1)}$ is a polynomial of degree $2n+1$. From the condition $\mathbf{f}^{(i)} = 0$ for every i , we get:

$$E^{(2n+1)} = P^{(2n+1)}(\psi^{(1)}, \dots, \psi^{(n)}), \quad (121)$$

that proves the $2n+1$ theorem.

In order to apply this theorem to DFT we can take as ψ a vector whose elements are the coefficients of all the occupied wave-functions $\{\psi_i\}$ on a given basis and λ as a parameter measuring the magnitude of the perturbation. The orthogonality constraint can be dealt with as shown for instance by Mauri et al. (1993), writing the total energy functional of DFT for non ortho-normalized orbitals. The demonstration presented here, applied to this functional, provides high-order derivatives of the DFT energy. Note that the ψ are arbitrary linear combinations of the occupied eigenstates of the Hamiltonian, which are only required to minimize the total energy functional. For instance, in a crystalline solid ψ could represent Wannier functions if they are used instead of Bloch functions to describe the electronic states. In alternative to the path followed here, the $2n+1$ theorem can be demonstrated also for constrained functionals, with Lagrange multipliers used to impose the orthogonality of the orbitals (Gonze 1995a).

2. Nonlinear susceptibilities

Within DFT, the third-order derivatives of the energy, Eq. (11), are (Gonze and Vigneron 1989):

$$E^{(3)} = 2 \sum_{n=1}^{N/2} \langle \Delta\psi_n | \Delta V_{SCF} - \Delta\epsilon_n | \Delta\psi_n \rangle + 2 \sum_{n=1}^{N/2} \left(\left\langle \Delta\psi_n \left| \frac{\partial^2 V}{\partial \lambda^2} \right| \psi_n \right\rangle + c.c. \right) + 2 \sum_{n=1}^{N/2} \left\langle \psi_n \left| \frac{\partial^3 V}{\partial \lambda^3} \right| \psi_n \right\rangle + \frac{1}{6} \int K^{(3)}(\mathbf{r}_1, \mathbf{r}_2, \mathbf{r}_3) \times \Delta n(\mathbf{r}_1) \Delta n(\mathbf{r}_2) \Delta n(\mathbf{r}_3) d\mathbf{r}_1 d\mathbf{r}_2 d\mathbf{r}_3, \quad (122)$$

where $K^{(3)}$ is the third order functional derivative of the exchange and correlation energy with respect to the density. In this section, we have dropped the indication of the order in λ from $\Delta\psi_n$ which is always the first order term.

The solution of Eq. (30) yields the projection on the conduction manifold of the first order change of the wave-functions. Therefore we need to recast Eq. (122) in a form which does not depend on the projection of $|\Delta\psi_i\rangle$ on the valence manifold. This expression for $E^{(3)}$ exists since the total energy functional is invariant with respect to a unitary transformation within the manifold of the occupied orbitals. The required transformation has been carried out by Debernardi and Baroni (1994) and by Dal Corso and Mauri (1994). After some algebra one obtains:

$$E^{(3)} = 2 \sum_{n=1}^{N/2} \langle \Delta\psi_n | P_c \Delta V_{SCF} P_c | \Delta\psi_n \rangle - 2 \sum_{n,m=1}^{N/2} \langle \Delta\psi_n | P_c | \Delta\psi_m \rangle \langle \psi_m | \Delta V_{SCF} | \psi_n \rangle + 2 \sum_{n=1}^{N/2} \left(\left\langle \Delta\psi_n \left| P_c \frac{\partial^2 V}{\partial \lambda^2} \right| \psi_n \right\rangle + c.c. \right) + 2 \sum_{n=1}^{N/2} \left\langle \psi_n \left| \frac{\partial^3 V}{\partial \lambda^3} \right| \psi_n \right\rangle + \frac{1}{6} \int K^{(3)}(\mathbf{r}_1, \mathbf{r}_2, \mathbf{r}_3) \times \Delta n(\mathbf{r}_1) \Delta n(\mathbf{r}_2) \Delta n(\mathbf{r}_3) d\mathbf{r}_1 d\mathbf{r}_2 d\mathbf{r}_3. \quad (123)$$

When the perturbation λ is an atomic displacement, as in Sec. II.D, $E^{(3)}$ gives the first anharmonic corrections to the energy. These corrections are responsible, for instance, for the decay of the phonon modes into vibrations of lower frequency. The line width of the phonon lines in Raman scattering, after subtraction of isotopic and inhomogeneous broadening, is proportional to $E^{(3)}$ if higher-order processes are neglected. The comparison of theoretical and experimental values is described in Sec. V.F. The generalization of Eq. (123) to metals can be done

by the techniques introduced in Sec. II.C.4. The first application has been recently presented (Lazzeri 1999).

When the perturbation λ is an electric field, as in Sec. II.C.2, $E^{(3)}$ is proportional to the nonlinear optical susceptibilities of a material at low frequency. Unfortunately, in this case, Eq. (123) cannot be directly used to compute $E^{(3)}$. In fact it contains a term $\langle \psi_m | \Delta \mathbf{E} V_{SCF} | \psi_n \rangle$ that becomes ill defined when $n = m$ (Eq. (37) cannot be applied: the energy denominator vanishes). The same problem arises also when Eq. (123) is generalized to mixed third order derivatives of the energy and one perturbation is an electric field. These derivatives allows one to account, theoretically, for the intensities of non-resonant Raman lines (Baroni and Resta 1986a) or for nonlinear infrared absorption.

A solution to this problem has been proposed by Dal Corso and Mauri (1994), switching to a Wannier representation for the electronic orbitals, and applying the $2n+1$ theorem to a total energy functional for a periodic insulating solid in a finite electric field originally proposed by Nunes and Vanderbilt (1994). This functional, which exploits the properties of localized orbitals, is written as:

$$E[\{w_{0,m}\}, \mathbf{E}_0] = \sum_l \sum_{m,n=1}^N \langle w_{0,m} | H + e\mathbf{E}_0 x | w_{l,n} \rangle \times (2\delta_{0m,ln} - \langle w_{l,n} | w_{0,m} \rangle), \quad (124)$$

where H is the unperturbed Hamiltonian of the solid, \mathbf{E}_0 is the electric field, x is the position operator, e is the electron charge, and $\{w_{l,m}\}$ are functions—in general non-orthonormal—localized around the unit cell identified by the Bravais lattice vector, R_l . The function $w_{l,m}$ is obtained by translating the function centered at the origin by a vector R_l : $w_{l,m}(x) = w_{0,m}(x - R_l)$. In practical applications, $w_{0,m}$ is constrained to vanish outside a localization region of radius R_c centered at the origin. For simplicity in Eq. (124) we have limited ourselves to one-dimensional systems of non interacting electrons. The electron-electron interaction—when dealt with within any self-consistent-field scheme—does not yield any additional problems. We stress here that the expectation value of x is well defined for any finite cut-off radius R_c . Furthermore we note that even if no orthogonality constraints are imposed on the $w_{l,m}$'s, at the minimum they become approximately orthonormal as shown by Mauri et al. (1993).

In analogy with Eq. (123) one can show that the nonlinear optical susceptibility $\chi^{(2)}$ is given by:

$$\chi^{(2)} = -3E^{(3)}/E_0^3 = -\frac{3}{E_0^2} \left(\sum_{m=1}^N e \langle w_{0,m}^{(1)} | P_c x P_c | w_{0,m}^{(1)} \rangle \right)$$

$$- \sum_{m,n=1}^N \sum_l e \langle w_{0,m} | x | w_{l,n} \rangle \langle w_{l,n}^{(1)} | P_c | w_{0,m}^{(1)} \rangle, \quad (125)$$

the $w^{(1)}$'s are solutions of a linear system similar to Eq. (46) which can be obtained from the condition $\delta E^{(2)}/\delta w^{(1)} = 0$:

$$-P_c e \mathbf{E}_0 x | w_{0,m} \rangle = H P_c | w_{0,m}^{(1)} \rangle - \sum_{n=1}^N \sum_l P_c | w_{l,n}^{(1)} \rangle \langle w_{l,n} | H | w_{0,m} \rangle, \quad (126)$$

where $P_c = 1 - \sum_{n=1}^N \sum_l | w_{l,n} \rangle \langle w_{l,n} |$ is the projector on the conduction bands in the Wannier representation.

Eq. (125) is difficult to implement since it requires a electronic structure code which calculates localized Wannier functions. However, Eq. (125) can be rewritten in terms of Bloch functions. We recall that the Wannier functions are defined in terms of the Bloch functions $\psi_n^k(x)$ as:

$$w_{0,n}(x) = \frac{\Omega}{2\pi} \int_{BZ} dk \psi_n^k(x), \quad (127)$$

where the integral is done over the first BZ, Ω is the dimension of the unit cell, the Bloch functions are normalized on the unit cell, and $\psi_n^{k+G}(x) = \psi_n^k(x)$; here G is a reciprocal lattice vector. Inserting this definition in Eq. (125) and using the relationship: $x\psi_n^k(x) = -\frac{i\partial}{\partial k} \psi_n^k(x) + e^{ikx} \frac{i\partial}{\partial k} u_n^k(x)$, where $u_n^k(x) = e^{-ikx} \psi_n^k(x)$ are the periodic parts of the Bloch wave-functions, one finally obtains:

$$\chi^{(2)} = 3i \frac{e\Omega}{2\pi E_0^2} \times \sum_{m,n=1}^N \int_{BZ} dk \left\langle u_m^k \left| \frac{\partial}{\partial k} \left(|u_n^k\rangle \langle \tilde{u}_n^{k(1)}| \right) \right| \tilde{u}_m^{k(1)} \right\rangle, \quad (128)$$

where $\tilde{u}_n^{k(1)} = P_c u_n^{k(1)}$.

The formalism, as introduced in this paper, allows one to access nonlinear phenomena in a frequency range where one can assume that the electrons are in the ground state. The generalization to finite frequencies, starting from time dependent DFT has been explored by Dal Corso et al. (1996).

III. IMPLEMENTATIONS

A. Plane waves and pseudo-potentials

The first—and still today by far the most numerous—implementations of DFPT were based on the plane-wave (PW) pseudo-potential (PP) method (Pickett 1989). PW's have many attractive features: they are simple

to use, orthonormal by construction, unbiased by the atomic positions. Contrary to what happens with localized (atomic-like) basis sets, it is very simple to check for convergence, by just increasing the size of the basis set, as given by the kinetic-energy cutoff. The FFT algorithm allows to quickly go back and forth from reciprocal to real space. An especially important advantage of PW's is the absence of Pulay (1969) terms in the calculation of energy derivatives. As a consequence the HF expressions for forces and for force constants are valid without any correction when a PW basis set is used.

PW's are used in conjunction with PP's. A PP is a fictitious electron-ion interaction potential, acting on valence electrons only, that mimics the interaction with the inner electrons—which are supposed to be frozen in the core—as well as the effective repulsion exerted by the latter on the former, due to their mutual orthogonality. Modern *norm-conserving* PP's (Hamann, Schlüter and Chiang 1979) are determined uniquely from the properties of the isolated atom, while the requirement of *norm conservation* ensures an optimal *transferability*. By the latter expression one indicates the ability of the PP's to provide results whose quality is to a large extent independent of the local chemical environment of the individual atoms. Norm-conserving PP's are angular-momentum dependent (*i.e.* they are *non-local* operators) and a special care must be taken to ensure that the atomic valence (pseudo-) wave-functions associated with them are sufficiently smooth in the atomic (pseudo-) core, so that they can be efficiently dealt with using a PW basis set. Experience has shown that the use of PP's is practically equivalent to the frozen core approximation within an all-electron approach. The pseudo-potential approximation implicitly assumes that the energy functional is linear with respect to the partition of the total charge into core and valence contributions. In some atoms (such as, *e.g.*, alkali atoms) the loss of accuracy due to the neglect of nonlinearity in the exchange-correlation energy functional can be intolerably high. For such cases the *non-linear core correction* of Louie et al. (1982) turns out to be very useful.

From a computational point of view, it is very convenient to recast the angular-momentum dependent part of PP's into a sum over a few projectors (Kleinman and Bylander 1982). This is called the *separable* form of PP's. The use of PW's and of separable PP's, together with FFT and iterative diagonalization or minimization techniques, allows a fast and efficient solution of the KS equations for systems containing up to hundreds of atoms in the unit cell. The technical aspects of the implementation of the KS equations in a PW-PP framework have been extensively described in the literature (see *e.g.* Pickett (1989), Payne et al. (1992), Giannozzi (1995)).

The implementation of DFPT in a PW-PP framework is a straightforward extension of the implementation of

the KS equations. The only modifications to the theory expounded in the preceding chapter are related to the non-local character of PP's. In DFT calculations this is accounted for by modifying the electron-ion interaction term in the energy functional, Eq. (11), as follows :

$$E[n(\mathbf{r})] = F[n(\mathbf{r})] + 2 \sum_{n=1}^{N/2} \int \psi_n^*(\mathbf{r}) V(\mathbf{r}, \mathbf{r}') \psi_n(\mathbf{r}') d\mathbf{r} d\mathbf{r}', \quad (129)$$

where $V(\mathbf{r}, \mathbf{r}')$ is a sum of atomic nonlocal PP's. The results of Sec.II.D must be generalized accordingly. Eqs. (21) and (22) become:

$$\frac{\partial E}{\partial \lambda_i} = 2 \sum_{n=1}^{N/2} \left\langle \psi_n \left| \frac{\partial V_\lambda}{\partial \lambda_i} \right| \psi_n \right\rangle \quad (130)$$

and

$$\begin{aligned} \frac{\partial^2 E}{\partial \lambda_i \partial \lambda_j} = & 2 \sum_{n=1}^{N/2} \left(\left\langle \psi_n \left| \frac{\partial^2 V_\lambda}{\partial \lambda_i \partial \lambda_j} \right| \psi_n \right\rangle \right. \\ & \left. + \left\langle \frac{\partial \psi_n}{\partial \lambda_i} \left| \frac{\partial V_\lambda}{\partial \lambda_j} \right| \psi_n \right\rangle + c.c. \right). \end{aligned} \quad (131)$$

The expression (86) for the electronic contribution to force constants is modified as follows:

$$\begin{aligned} {}^{el}\tilde{\chi}_{st}^{\alpha\beta}(\mathbf{q}) = & \frac{2}{N_c} \sum_{n=1}^{N/2} \left(\left\langle \frac{\partial \psi_n}{\partial u_s^\alpha(\mathbf{q})} \left| \frac{\partial V_{ion}}{\partial u_t^\beta(\mathbf{q})} \right| \psi_n \right\rangle + c.c. \right. \\ & \left. + \left\langle \psi_n \left| \frac{\partial^2 V_{ion}}{\partial u_s^{\alpha*}(\mathbf{q}) \partial u_t^\beta(\mathbf{q})} \right| \psi_n \right\rangle \right) \end{aligned} \quad (132)$$

The procedure outlined above can be easily extended to the case of PP's with non-linear core corrections (Dal Corso et al. 1993a). In this case, the exchange-correlation functional $E_{xc}[n(\mathbf{r})]$ must be replaced in Eq. (12), by $E_{xc}[n(\mathbf{r}) + n_c(\mathbf{r})]$, where $n(\mathbf{r})$ is the atomic valence charge density, and $n_c(\mathbf{r})$ is the core charge, or a suitable smooth approximation to it (Louie et al. 1982). The exchange-correlation potential $v_{xc}(\mathbf{r})$ of Eq. (13) is replaced by $v_{xc}(n(\mathbf{r}) + n_c(\mathbf{r}))$. Energy derivatives will contain additional terms. The following contribution must be added to first derivatives, Eq. (21):

$$\frac{\partial E^{cc}}{\partial \lambda_i} = \int v_{xc}(n(\mathbf{r}) + n_c(\mathbf{r})) \frac{\partial n_c(\mathbf{r})}{\partial \lambda_i} d\mathbf{r}. \quad (133)$$

Let us specialize to the case of monochromatic atomic perturbations. The following term must be added to the screened potential used in the calculation of the linear response, Eq. (36):

$$\frac{\partial V_{cc}(\mathbf{r})}{\partial u_s^\alpha(\mathbf{q})} = \int \frac{dv_{xc}(n)}{dn} \Big|_{n=n(\mathbf{r})+n_c(\mathbf{r})} \frac{\partial n_c(\mathbf{r})}{\partial u_s^\alpha(\mathbf{q})} d\mathbf{r} \quad (134)$$

where the core charge $n_c(\mathbf{r})$ is written as a sum of ionic terms, as in Eq. (87). The force constants, Eq. (86), will contain additional terms :

$${}^{cc}\tilde{C}_{st}^{\alpha\beta}(\mathbf{q}) = \frac{1}{N_c} \left[\int v_{xc}(n(\mathbf{r}) + n_c(\mathbf{r})) \frac{\partial^2 n_c(\mathbf{r})}{\partial u_s^{\alpha}(\mathbf{q}) \partial u_t^{\beta}(\mathbf{q})} d\mathbf{r} + \int \left(\frac{\partial(n(\mathbf{r}) + n_c(\mathbf{r}))}{\partial u_s^{\alpha}(\mathbf{q})} \right)^* \frac{\partial V_{cc}(\mathbf{r})}{\partial u_t^{\beta}(\mathbf{q})} d\mathbf{r} \right]. \quad (135)$$

The matrix elements of the relevant quantities between PW's are in the appendix.

B. Ultra-soft pseudo-potentials

In typical bulk semiconductors (e.g. Si, Ge, GaAs, AlAs) at equilibrium volume 100-150 PW's per atom are sufficient for most applications. However, many atoms—transition metals, first-row elements like F, O, and to a lesser extent N and C—require rather *hard* PP's to ensure transferability, and their treatment demands impractically large PW basis sets. One can try to exploit the many degrees of freedom which are present in PP generation to obtain softer PP's. Several recipes have been proposed to get optimally smooth PP's (for example by acting on the form of pseudo-wave-functions in the core region). Simple and effective recipes have been described by Vanderbilt (1985), Rappe et al. (1990) and Troullier and Martins (1991).

A more radical approach to the challenge posed by hard PP's has been proposed by Vanderbilt (1990) who introduced *ultrasoft* pseudo-potentials. In this scheme, the orbitals are allowed to be as soft as possible in the core regions so that their PW's expansion converges rapidly, at the price of giving up the norm conservation and the standard ortho-normality constraint of atomic orbitals. Orthonormality is recovered by introducing a generalized overlap operator which depends on the ionic positions. The full electron density is obtained by adding to the square modulus of the orbitals an augmentation charge localized in the core regions. Despite these technical complications, this approach has proved to be extremely successful in treating large-scale electronic structure problems.

In the ultrasoft scheme, the atomic PP is separated into a local V_{loc} and a non-local V_{NL} part. The non-local potential is written in the separable form, as a sum of projectors. The ionic potential is written as a sum over all the atoms I of projectors:

$$V_{NL}(\mathbf{r}, \mathbf{r}') = \sum_I \sum_{ij} D_{ij}^{(0)I} \beta_i^I(\mathbf{r} - \mathbf{R}_I) \beta_j^{*I}(\mathbf{r}' - \mathbf{R}_I) \quad (136)$$

where the functions $\beta_i^I(\mathbf{r})$ and the coefficients $D_{ij}^{(0)I}$ are computed in an atomic calculation, as described by Vanderbilt (1990) and Laasonen et al. (1993).

The charge density is computed by augmenting the square modulus of the orbitals with a term which recovers the full valence charge density:

$$n(\mathbf{r}) = 2 \sum_{n=1}^{N/2} |\psi_n(\mathbf{r})|^2 + 2 \sum_{n=1}^{N/2} \sum_I \sum_{ij} Q_{ij}^I(\mathbf{r} - \mathbf{R}_I) \langle \psi_n | \beta_i^I \rangle \langle \beta_j^I | \psi_n \rangle = 2 \sum_{n=1}^{N/2} \langle \psi_n | \Lambda(\mathbf{r}) | \psi_n \rangle. \quad (137)$$

Consistently with this definition the orbitals are supposed to obey generalized orthogonality constraints $\langle \psi_n | S | \psi_m \rangle = \delta_{nm}$, with an overlap operator S given by:

$$S(\mathbf{r}, \mathbf{r}') = \delta(\mathbf{r} - \mathbf{r}') + \sum_I \sum_{ij} q_{ij}^I \beta_i^I(\mathbf{r} - \mathbf{R}_I) \beta_j^{*I}(\mathbf{r}' - \mathbf{R}_I) \quad (138)$$

where $q_{ij}^I = \int d\mathbf{r} Q_{ij}^I(\mathbf{r})$. The S operator depends on the atomic positions and so do the constraints obeyed by the orbitals.

The orbitals are determined by minimizing the total energy with the above constraints. This yields a generalized Kohn-Sham equation:

$$H_{SCF} |\psi_n\rangle = \epsilon_n S |\psi_n\rangle \quad (139)$$

where H_{SCF} is the KS hamiltonian:

$$H_{SCF} = -\frac{\hbar^2}{2m} \frac{\partial^2}{\partial \mathbf{r}^2} + V_{KS}, \quad (140)$$

V_{KS} is the KS potential: $V_{KS} = \tilde{V}_{NL} + V_{loc} + V_{Hxc}$, where V_{Hxc} is the Hartree and exchange correlation potential, and \tilde{V}_{NL} is the non local part, Eq. (136), in which the atomic coefficients $D_{ij}^{(0)I}$ are replaced by screened coefficients D_{ij}^I (Laasonen et al. 1993):

$$D_{ij}^I = D_{ij}^{(0)I} + \int Q_{ij}^I(\mathbf{r}) V_{eff}(\mathbf{r}) d\mathbf{r}. \quad (141)$$

where $V_{eff} = V_{loc} + V_{Hxc}$. The forces acting on the atoms are obtained as in Sec. II.C, differentiating the total energy with respect to the atomic displacements and using the HF theorem. In the ultrasoft PP case, however, the orthogonality constraints change as the atoms move thus giving rise to additional terms in the forces. Differentiating the generalized orthogonality constraints with respect to atomic displacements u_s^α for the s -th atom we obtain the following relationship:

$$\left\langle \frac{\partial \psi_n}{\partial u_s^\alpha} | S | \psi_m \right\rangle + \left\langle \psi_n | S | \frac{\partial \psi_m}{\partial u_s^\alpha} \right\rangle = - \left\langle \psi_n \left| \frac{\partial S}{\partial u_s^\alpha} \right| \psi_m \right\rangle, \quad (142)$$

which, used in the expression of the forces gives:

$$F_s^\alpha = 2 \sum_{n=1}^{N/2} \left\langle \psi_n \left| \frac{\partial V_{KS}}{\partial u_s^\alpha} - \epsilon_n \frac{\partial S}{\partial u_s^\alpha} \right| \psi_n \right\rangle, \quad (143)$$

where the partial derivative of V_{KS} is:

$$\begin{aligned} \frac{\partial V_{KS}(\mathbf{r}_1, \mathbf{r}_2)}{\partial u_s^\alpha} &= \frac{\partial V_{NL}(\mathbf{r}_1, \mathbf{r}_2)}{\partial u_s^\alpha} \\ &+ \int d\mathbf{r}_3 \frac{\partial V_{loc}(\mathbf{r}_3)}{\partial u_s^\alpha} \Lambda(\mathbf{r}_3; \mathbf{r}_1, \mathbf{r}_2) \\ &+ \int d\mathbf{r}_3 V_{eff}(\mathbf{r}_3) \frac{\partial \Lambda(\mathbf{r}_3; \mathbf{r}_1, \mathbf{r}_2)}{\partial u_s^\alpha}, \end{aligned} \quad (144)$$

with no derivative of the Hartree and exchange and correlation potential.

In order to compute the interatomic force constant and hence the dynamical matrix we need the mixed second derivatives of the total energy with respect to the displacements u_s^α and u_t^β of the atoms at sites s and t . These expressions have been derived by Dal Corso et al. (1997). Here we report only the final results. Taking the derivative of the HF forces, one finds that the electronic contribution to $C_{st}^{\alpha\beta}$ contains four terms. The first one, $C_{st}^{(1)\alpha\beta}$, corresponds to the expectation value of the second derivative of the electron-ion potential, and the additional second derivative of the overlap matrix:

$$C_{st}^{(1)\alpha\beta} = 2 \sum_{n=1}^{N/2} \left\langle \psi_n \left| \left[\frac{\partial^2 (\tilde{V}_{NL} + V_{loc})}{\partial u_s^\alpha \partial u_t^\beta} - \epsilon_n \frac{\partial^2 S}{\partial u_s^\alpha \partial u_t^\beta} \right] \right| \psi_n \right\rangle, \quad (145)$$

where the second derivative of \tilde{V}_{NL} is performed at fixed charge density as before. The second term $C_{st}^{(2)\alpha\beta}$ is:

$$C_{st}^{(2)\alpha\beta} = 2 \sum_{n=1}^{N/2} \left[\left\langle \frac{\partial \psi_n}{\partial u_s^\alpha} \left| P_c^+ \right| \phi_{t,n}^\beta \right\rangle + h.c. \right], \quad (146)$$

where $P_c^+ = 1 - \sum_{m=1}^N S |\psi_m\rangle \langle \psi_m|$ is the projector on the conduction-band subspace, $h.c.$ indicates the hermitian conjugate with respect to the $s\alpha, t\beta$ indices, ϕ is defined as

$$|\phi_{t,n}^\beta\rangle = \left[\frac{\partial (\tilde{V}_{NL} + V_{loc})}{\partial u_t^\beta} - \epsilon_n \frac{\partial S}{\partial u_t^\beta} \right] |\psi_n\rangle, \quad (147)$$

and again the derivative of \tilde{V}_{NL} is performed at fixed density. In the norm-conserving PP scheme, the electronic contribution to $C_{st}^{\alpha\beta}$ is simply given by the sum of $C_{st}^{(1)\alpha\beta}$ and $C_{st}^{(2)\alpha\beta}$ calculated for $S = 1$ and $\Lambda(\mathbf{r}) = |\mathbf{r}\rangle \langle \mathbf{r}|$. In the ultrasoft PP scheme one must consider two additional

contributions to $C_{st}^{\alpha\beta}$ which have no counterparts in the norm-conserving scheme. $C_{st}^{(3)\alpha\beta}$ is the interaction between the change of the augmentation charge $\Delta^{t\beta} n(\mathbf{r})$ due to the atomic displacement u_t^β (see Eq. (152) below) and the change of V_{Hxc} due to the displacement u_s^α (see Eq. (27)):

$$C_{st}^{(3)\alpha\beta} = \frac{1}{2} \int \left[\frac{\partial V_{Hxc}(\mathbf{r})}{\partial u_s^\alpha} \Delta^{t\beta} n(\mathbf{r}) d\mathbf{r} + h.c. \right]. \quad (148)$$

Finally, $C_{st}^{(4)\alpha\beta}$ is analogous to $C_{st}^{(2)\alpha\beta}$ but with the projector on the conduction-states subspace replaced by that on the valence-state subspace. Since the perturbation formalism provides explicitly only $P_c |\frac{\partial \psi_i}{\partial u_s^\alpha}\rangle$, the valence-state component must be derived from the constraints imposed by the orthogonality condition, Eq. (142). One finally obtains:

$$C_{st}^{(4)\alpha\beta} = -2 \sum_{n,m=1}^{N/2} \left\langle \psi_n \left| \frac{\partial S}{\partial u_s^\alpha} \right| \psi_m \right\rangle \langle \psi_m | \phi_{t,n}^\beta \rangle + h.c. \quad (149)$$

We note that in the norm-conserving scheme, the left hand side of Eq. (142) vanishes since $S = 1$, and Eq. (142) allows one to show that the contribution to $C_{st}^{\alpha\beta}$ from the valence-states component of $|\frac{\partial \psi_i}{\partial u_s^\alpha}\rangle$ is zero. In the ultrasoft case, Eq. (142) is used to evaluate such a component in terms of the unperturbed orbitals, as given in Eq. (149).

The key ingredient to evaluate the dynamical matrix is $P_c |\frac{\partial \psi_n}{\partial u_s^\alpha}\rangle$, which can be determined, within first-order perturbation theory, by solving the linear system:

$$(H_{SCF} - \epsilon_n S) P_c \left| \frac{\partial \psi_n}{\partial u_s^\alpha} \right\rangle = -P_c^+ \left[\frac{\partial V_{KS}}{\partial u_s^\alpha} - \epsilon_n \frac{\partial S}{\partial u_s^\alpha} \right] |\psi_n\rangle, \quad (150)$$

where

$$\begin{aligned} \left[\frac{\partial V_{KS}}{\partial u_s^\alpha} - \epsilon_n \frac{\partial S}{\partial u_s^\alpha} \right] |\psi_n\rangle &= |\phi_{s,n}^\alpha\rangle \\ &+ \int \frac{\partial V_{Hxc}(\mathbf{r})}{\partial u_s^\alpha} \Lambda(\mathbf{r}) |\psi_n\rangle d\mathbf{r}. \end{aligned} \quad (151)$$

Eq. (150) is the generalization to the ultrasoft case of the self-consistent linear system given in Eq. (25). The perturbing term depends on the variation of the charge density $\partial n(\mathbf{r})/\partial u_s^\alpha$ through $\partial V_{Hxc}(\mathbf{r})/\partial u_s^\alpha$. $\partial n(\mathbf{r})/\partial u_s^\alpha$ is a functional of $P_c |\partial \psi_n/\partial u_s^\alpha\rangle$:

$$\frac{\partial n(\mathbf{r})}{\partial u_s^\alpha} = 4 \sum_{n=1}^{N/2} \left\langle \frac{\partial \psi_n}{\partial u_s^\alpha} \left| P_c^+ \Lambda(\mathbf{r}) \right| \psi_n \right\rangle + \Delta^{s\alpha} n(\mathbf{r}). \quad (152)$$

The term $\Delta^{s\alpha}n(\mathbf{r})$, peculiar to the ultrasoft scheme, has two contributions: $\Delta^{s\alpha}n(\mathbf{r}) = \delta^{s\alpha}n(\mathbf{r}) + \delta^{s\alpha}n_{ortho}(\mathbf{r})$. The former term,

$$\delta^{s\alpha}n(\mathbf{r}) = 2 \sum_{n=1}^{N/2} \left\langle \psi_n \left| \frac{\partial \Lambda(\mathbf{r})}{\partial u_s^\alpha} \right| \psi_n \right\rangle, \quad (153)$$

accounts for the displacement of the augmentation charge at fixed orbitals, whereas the latter,

$$\delta^{s\alpha}n_{ortho}(\mathbf{r}) = -2 \sum_{n,m=1}^{N/2} \left\langle \psi_n \left| \frac{\partial S}{\partial u_s^\alpha} \right| \psi_m \right\rangle \langle \psi_m | \Lambda(\mathbf{r}) | \psi_n \rangle, \quad (154)$$

appears because of the orthogonality constraints, similar to the $C_{st}^{(4)\alpha\beta}$ term in the interatomic force constants.

The generalization of the above formalism to metallic systems can be done along the same lines as described in Sec. II.C.4. The presence of the fractional occupation numbers modifies the definition of the valence-states subspace and the terms $\delta^{s\alpha}n_{ortho}(\mathbf{r})$ and $C_{st}^{(4)\alpha\beta}$ must be modified accordingly. For instance $\delta^{s\alpha}n_{ortho}(\mathbf{r})$ becomes:

$$\delta^{s\alpha}n_{ortho}(\mathbf{r}) = -2 \sum_{n,m=1}^{N/2} \left[\tilde{\theta}_{F,n} \tilde{\theta}_{n,m} + \tilde{\theta}_{F,m} \tilde{\theta}_{m,n} \right] \times \left\langle \psi_n \left| \frac{\partial S}{\partial u_s^\alpha} \right| \psi_m \right\rangle \langle \psi_m | \Lambda(\mathbf{r}) | \psi_n \rangle. \quad (155)$$

C. Localized basis sets, all-electron

All-electron implementations of DFPT based on localized basis sets exist for both the Linearized Muffin-Tin Orbitals (LMTO) method (Savrasov 1992, Savrasov 1996) and for the Linearized Augmented Plane Waves (LAPW) method (Yu and Krakauer 1994). LMTO and LAPW are amongst the most popular all-electron methods in DFT calculations. Their extension to DFPT calculations is especially useful for systems containing transition metals (like e.g. high-temperature superconductors and most ferroelectrics) for which the PW-PP approach is not very practical. An earlier implementation using a mixed-basis set (localized atomic-like states plus plane waves) in a PP formalism (Zein 1992) and a more recent one (Heid and Bohnen 1999) are also known.

Localized-basis-sets and mixed-basis implementations are more complex than PW implementations. Part of the additional complexity arises from Pulay terms in derivatives. The origin of such terms is easily understood. The first derivative of the energy functional (see Eq. (53)) contains the HF term, as in Eq. (21), plus a term \tilde{F} , coming from implicit dependence through the wave-functions:

$$\frac{\partial E}{\partial \lambda} = \int n(\mathbf{r}) \frac{\partial V(\mathbf{r})}{\partial \lambda} d\mathbf{r} + \tilde{F} \quad (156)$$

where

$$\tilde{F} = 2 \sum_{n=1}^{N/2} \int \frac{\partial \psi_n^*(\mathbf{r})}{\partial \lambda} (H_{SCF} - \epsilon_n) \psi_n(\mathbf{r}) d\mathbf{r} + c.c. \quad (157)$$

vanishes if the wave-functions are *exact* KS orbitals. This is not always true if the wave-functions are *approximate* KS orbitals. Let us expand the wave-functions into a basis set ϕ_n , taken to be orthonormal for simplicity:

$$\psi_n(\mathbf{r}) = \sum_j c_j^{(n)} \phi_j(\mathbf{r}). \quad (158)$$

The solution of the KS equations reduces to the solution of a secular equation

$$\sum_k (H_{jk} - \epsilon_n) c_k^{(n)} = 0 \quad (159)$$

where

$$H_{jk} = \int \phi_j^*(\mathbf{r}) H_{SCF} \phi_k(\mathbf{r}) d\mathbf{r}. \quad (160)$$

By inserting the expansion of the KS orbitals into Eq. (157) one finds

$$\begin{aligned} \tilde{F} = 2 \sum_{n=1}^{N/2} \sum_{jk} \left(c_j^{*(n)} c_k^{(n)} \int \frac{\partial \phi_j^*(\mathbf{r})}{\partial \lambda} (H_{SCF} - \epsilon_n) \phi_k(\mathbf{r}) d\mathbf{r} \right. \\ \left. + \frac{\partial c_j^{*(n)}}{\partial \lambda} (H_{jk} - \epsilon_n) c_k^{(n)} \right) + c.c.. \end{aligned} \quad (161)$$

The second term vanishes exactly (see Eq. (159)). The first term does not vanish if the basis set is not complete and if the basis set depends explicitly on λ . In realistic calculations using atomic-centered basis sets, the Pulay contribution cannot be neglected. Accurate and reliable calculations of forces and of the force constants require a very careful account of the Pulay terms, that are instead absent if a PW basis set is used.

LMTO-based linear-response techniques have been used to calculate phonon spectra and electron-phonon couplings in several elemental metals (Savrasov et al. 1994, Savrasov and Savrasov 1996) and more recently in doped BaBiO₃ (Meregalli and Savrasov 1998) and CaCuO₂ (Savrasov and Andersen 1996). An extension of the method to the calculation of spin fluctuations (Savrasov 1998) has been recently done.

LAPW-based linear-response techniques have been first used in the study of the lattice dynamics of CuCl (Wang et al. 1994) and later applied to several materials: SiC (Wang et al. 1996a), ferroelectrics KNbO₃ (Yu and Krakauer 1995, Waghmare et al. 1998, Wang

et al. 1996b) and SrTiO₃ (LaSota et al. 1998), high-T_c super-conductor La₂CuO₄ (Wang et al. 1999).

The mixed-basis approach has been tested by calculating the phonon dispersions for simple metals containing localized 4d electrons: Ag and Y (Heid and Bohnen 1999), Ru (Heid et al. 2000b), and on sapphire (α-Al₂O₃) (Heid et al. 2000a).

IV. OTHER APPROACHES

A. Dielectric approach

Historically, the microscopic theory of lattice dynamics was first formulated in terms of *dielectric matrices* (Pick, Cohen, and Martin 1970). The basic ingredient is the inverse dielectric matrix, $\epsilon^{-1}(\mathbf{r}, \mathbf{r}')$, relating, in the linear regime, the external perturbation ΔV to the total electrostatic potential experienced by an external test charge:

$$\Delta V_{test}(\mathbf{r}) = \int \epsilon^{-1}(\mathbf{r}, \mathbf{r}') \Delta V(\mathbf{r}') d\mathbf{r}'. \quad (162)$$

As an alternative the theory can be formulated in terms of the electron polarizability, $\chi(\mathbf{r}, \mathbf{r}')$, which gives the charge-density linear response to the external perturbation:

$$\Delta n(\mathbf{r}) = \int \chi(\mathbf{r}, \mathbf{r}') \Delta V(\mathbf{r}') d\mathbf{r}'. \quad (163)$$

These two response functions are simply related as:

$$\epsilon^{-1}(\mathbf{r}, \mathbf{r}') = \delta(\mathbf{r} - \mathbf{r}') - \int \frac{e^2}{|\mathbf{r} - \mathbf{r}_1|} \chi(\mathbf{r}_1, \mathbf{r}) d\mathbf{r}_1. \quad (164)$$

Within DFT, one can also define the independent-electron polarizability, $\chi_0(\mathbf{r}, \mathbf{r}')$, as the charge-density response to variation of the total KS potential:

$$\Delta n(\mathbf{r}) = \int \chi_0(\mathbf{r}, \mathbf{r}') \Delta V_{SCF}(\mathbf{r}') d\mathbf{r}'. \quad (165)$$

The expression for $\chi_0(\mathbf{r}, \mathbf{r}')$ in terms of KS orbitals has the well known form:

$$\chi_0(\mathbf{r}, \mathbf{r}') = \sum_{n,m} \frac{f_n - f_m}{\epsilon_n - \epsilon_m} \psi_n^*(\mathbf{r}) \psi_m(\mathbf{r}) \psi_m^*(\mathbf{r}') \psi_n(\mathbf{r}') \quad (166)$$

where f_n is the occupancy of the state ($f_n = \tilde{\theta}((\epsilon_F - \epsilon_n)/\sigma)$ in the notations of Sec.II.C.4), and the sums over n and m extend to both occupied and empty states. As shown in Sec.II.C.4, only terms involving virtual transitions from occupied or partially occupied to empty or partially empty states contribute.

Combining Eqs. (163) and (165) and recalling the relationship between the bare and the KS self-consistent perturbing potential, Eqs. (60) and (57):

$$\Delta V_{SCF}(\mathbf{r}) = \Delta V(\mathbf{r}) + \int K(\mathbf{r}, \mathbf{r}') \Delta n(\mathbf{r}') d\mathbf{r}', \quad (167)$$

one gets an integral equation for χ :

$$\begin{aligned} \chi(\mathbf{r}, \mathbf{r}') &= \chi_0(\mathbf{r}, \mathbf{r}') \\ &+ \int \chi_0(\mathbf{r}, \mathbf{r}_1) K(\mathbf{r}_1, \mathbf{r}_2) \chi(\mathbf{r}_2, \mathbf{r}') d\mathbf{r}_1 d\mathbf{r}_2, \end{aligned} \quad (168)$$

or equivalently

$$\chi^{-1}(\mathbf{r}, \mathbf{r}') = \chi_0^{-1}(\mathbf{r}, \mathbf{r}') - K(\mathbf{r}, \mathbf{r}'). \quad (169)$$

This equation, projected onto a PW basis set, becomes a matrix equation, one for each \mathbf{q} -point in the BZ, that can be solved by matrix inversion.

The original dielectric matrix approach has the major drawback that the perturbation must be described by a local potential and thus it cannot be applied to the lattice dynamics problem if modern *non-local* pseudo-potentials are employed to describe electron-ion interaction. In fact in this case, not only the unperturbed external potential, but also the perturbation itself is described by a non local operator and Eq. (163) is not appropriate. For these reasons the calculation of dielectric matrix has been of limited utility for the study of vibrational properties—see for some early examples the empirical pseudo-potential calculations by Bertoni et al. (1972), Resta and Baldereschi (1981) and Resta (1983)—while it has been successfully employed in the study of the macroscopic dielectric properties of simple materials (Baroni and Resta 1986b) and, more generally, is an essential ingredient in quasi-particle GW calculations. In these latter cases, in fact, even if the unperturbed external potential is described by non local pseudo-potentials, the perturbation of interest is only local and Eqs. (163) and the following ones still apply.

A modification of the dielectric matrix approach that removes its limitation to local pseudo-potentials has been devised by Quong and Klein (1992). The response to the bare potential is stored into a bare response $\Delta n_b(\mathbf{r})$:

$$\begin{aligned} \Delta n_b(\mathbf{r}) &= \int \chi_0(\mathbf{r}, \mathbf{r}') \Delta V(\mathbf{r}') d\mathbf{r}' \\ &= \sum_{n,m} \frac{f_n - f_m}{\epsilon_n - \epsilon_m} \psi_n^*(\mathbf{r}) \psi_m(\mathbf{r}) \langle \psi_m | \Delta V | \psi_n \rangle, \end{aligned} \quad (170)$$

that can be calculated once for all for non local potentials as well. Then Eq. (165) is applied together with Eq. (167) to yield $\Delta n(\mathbf{r})$:

$$\begin{aligned} \Delta n(\mathbf{r}) &= \Delta n_b(\mathbf{r}) \\ &+ \int \chi_0(\mathbf{r}, \mathbf{r}_1) K(\mathbf{r}_1, \mathbf{r}_2) \Delta n(\mathbf{r}_2) d\mathbf{r}_1 d\mathbf{r}_2. \end{aligned} \quad (171)$$

This equation is solved for $\Delta n(\mathbf{r})$ by inverting the kernel of the above integral equation (a matrix in a PW basis):

$$\left(\delta(\mathbf{r} - \mathbf{r}') - \int \chi_0(\mathbf{r}, \mathbf{r}_1) K(\mathbf{r}_1, \mathbf{r}') d\mathbf{r}_1 \right). \quad (172)$$

The second-order change in the energy can then be calculated as usual.

This approach has been used for the calculations of force constants in Au (Quong 1994), of electron-phonon coupling (Liu and Quong 1996) and of thermal expansion in metals (Quong and Liu 1997), and of the structural stability and electron-phonon coupling in Li (Liu et al. 1999).

This modified dielectric matrix approach is conceptually rather similar to the original DFPT. The main difference with respect to DFPT is the replacement of the self-consistency cycle needed in DFPT with the construction and inversion of kernel in Eq. (172). This operation is rather time-consuming, since it requires the inversion of large matrices and an expensive sum over unoccupied bands, but must be done only once for any given point in the BZ where the vibrations are computed (as opposed to the self-consistency in DFPT that must be performed for each phonon mode).

For small systems the overall computational workload of the two approaches is similar, but the size of the systems that can be treated by the dielectric approach is limited by the growing dimension of the kernel operator, Eq. (172).

B. Frozen phonons

The frequencies of selected phonon modes can be calculated from the energy differences—or from the forces acting on atoms—produced by finite, periodic, displacements of a few atoms in an otherwise perfect crystal at equilibrium. The first such, so called *frozen-phonon*, LDA calculations were performed already in the early 80's (see for instance Yin and Cohen (1982)). A frozen-phonon calculation for lattice vibrations at a generic \mathbf{q} -vector requires a super-cell having \mathbf{q} as a reciprocal-lattice vector and whose linear dimensions must be therefore at least of the order $\sim 2\pi/|\mathbf{q}|$. In practice, the size of the super-cell that one can afford to deal with has traditionally limited the application of this technique to zone-center or selected zone-boundary phonon modes in relatively simple materials. However, zone-center phonons are also the best characterized because they may be Raman- or infrared-active, so that they do not require neutron spectroscopy to be detected. Moreover, the frozen-phonon and linear-response techniques may be combined to study anharmonic effects that would be otherwise difficult to calculate directly from perturbation theory (Baroni and Resta 1986a, Debernardi 1999).

Phonon dispersions along high-symmetry lines in simple materials are determined by the so called *inter-planar*

force constants (i.e. by the forces acting on planes perpendicular to the phonon wave-vector when another such plane is rigidly moved from equilibrium). Lattice vibrations along some high-symmetry lines in cubic semiconductors have been calculated in this way using reasonably sized super-cells (Kunc and Martin 1983). More recently several authors (Wei and Chou 1992, Wei and Chou 1994, Frank et al. 1995, Ackland et al. 1997, Parlinski et al. 2000) have started to calculate phonon dispersions from the *interatomic force constants* determined in real space using the frozen-phonon approach.

The main advantage of the frozen-phonon approach is that it does not require any specialized computer code, as DFPT does. This technique can in fact be straightforwardly implemented using any standard total-energy and force code, and just some care is needed in the evaluation of numerical derivatives. The principal limitation is the unfavorable scaling of the computational workload with the range of the IFC's, \mathcal{R}_{IFC} . In fact, the calculation of IFC's within the frozen-phonon approach requires the use of super-cells whose linear dimensions must be larger than \mathcal{R}_{IFC} , thus containing a number of atoms $N_{at}^{SC} \sim \mathcal{R}_{IFC}^3$. As the computer workload of standard DFT calculations scales as the cube of the number of atoms in the unit cell, the cost of a complete IFC calculation will scale as $3N_{at} \times \mathcal{R}_{IFC}^9$, where N_{at} is the number of (inequivalent) atoms in the elementary unit cell (the factor 3 accounts for the three, generally independent, phonon polarizations). The calculation of IFC's using DFPT requires instead the evaluation of the dynamical matrices on a regular grid of wave-vectors in the Brillouin zone, whose spacing must be chosen of the order of the inverse of the range of the IFC's: $\Delta q \sim 2\pi/\mathcal{R}_{IFC}$ (see Sec. II.D.3). The number of \mathbf{q} -points in such a grid is of the order of \mathcal{R}_{IFC}^3 . As the computational cost for the calculation of each column of the dynamical matrix is of the order of N_{at}^3 —and the number of such columns is $3N_{at}$ —the total cost for the calculation of the IFC's (and, hence, of complete phonon dispersions) using DFPT is of the order of $\mathcal{R}_{IFC}^3 \times 3N_{at}^4$.

Another problem strictly related to these considerations is that of the calculation of phonon dispersions in polar materials. In Secs. II.D.2 and II.D.3 we saw that the long-range character of the dipole-dipole interactions in polar insulators determines a non analytic behavior of the dynamical matrices as functions of the wave-vector in the long wave-length limit. The real-space counterpart of this property is that IFC's are long ranged as they decay with the inverse cube of the distance. The interpolation of the dynamical matrices in reciprocal space as well as the calculation of the long-range tails of the IFC's in real space is made difficult by this problem. Within DFPT, the standard remedy is the separate treatment of the non-analytic part of the dynamical matrix, using information on the ionic effective charges and crystal di-

electric constant, as explained in Secs. II.D.2 and II.D.3. Frozen-phonon super-cell calculations, instead, do not directly provide such information,⁴ that must instead be extracted from the limiting behavior of inter-planar force constants (Kern et al. 1999), supplied by a separate calculation using the Berry’s phase approach (King-Smith and Vanderbilt 1993, Resta 1994),⁵ borrowed from DFPT calculations (Parlinski et al. 1998), or fitted to the experiment (Parlinski et al. 2000).

C. Vibrational properties from molecular dynamics

All the methods described so far are static, zero-temperature, methods. In the last 15 years the combined use of molecular dynamics (MD) and of DFT (Car and Parrinello 1985) has become a very powerful tool for the *ab initio* study of condensed-matter systems at finite temperature. In MD simulations atomic trajectories are generated from the classical equations. Equilibrium properties are then estimated as time averages over the trajectories which also contain information on the dynamics of the system, *i.e.* on phonon modes. In fact, the vibrational density of states—which exhibits peaks at the phonon frequencies—can in principle be computed by Fourier transforming the atomic velocity auto-correlation function (Rahman 1964). *Ab initio* MD simulations are usually performed using super-cells which contain a small number of atoms (from a few tens to a few hundreds) and periodic boundary conditions. Because of this, only phonons which are zone-center phonons of the super-cell are accessible to the simulation.

The straightforward estimation of phonon frequencies from MD simulations suffers from three types of problems. First, at low temperature all the systems are strongly harmonic and, hence, poorly ergodic. The time necessary to reach equilibrium may thus be impractically long. In these cases, bringing the system to thermal equilibrium may require technical tricks such as coupling to Nosé-Hoover thermostats (Martyna et al. 1992).

The second problem is that the simulation time necessary to attain a frequency resolution, $\Delta\omega$, cannot be shorter than $\tau \gtrsim 2\pi/\Delta\omega$. In practice, this time may be too long for first-principles MD simulations. This problem can be overcome by using more sophisticated spectral estimation methods, such as the Multiple Signal Classification (MUSIC) algorithm (Lawrence Marple 1987), to extract information on phonon modes

from relatively short MD runs. MUSIC exploits the harmonic character of phonon modes and has proven to be very accurate and useful in simple situations. In more complicated cases, where the frequencies are too many and too close with respect to the inverse length of the run, MUSIC suffers from instabilities that may prevent the full determination of the spectrum. An improved self-consistent MUSIC algorithm has been developed (Kohanoff et al. 1992, Kohanoff 1994) to cope with instabilities and to extract information on eigen-vectors as well. In this algorithm, a first estimation of the frequencies is followed by the determination of the eigen-vectors through a least squares fit of the trajectory including orthogonality constraints. Then, the trajectory is projected onto each of the normal modes. At this point each projected trajectory contains mainly one frequency component. This component is re-estimated using MUSIC, and the scheme is iterated until self-consistency in the frequencies is achieved.

Finally—when MD simulations are used to predict the temperature dependence of individual vibrational modes and the thermal behavior of properties which depend on them—the results may depend on the size of the simulation (super-) cell. In fact, even though in the harmonic approximation a mode commensurate with the simulation cell is strictly decoupled from those which are not, this is not the case at high temperature when anharmonic effects are important. As a consequence, the neglect of modes which are not commensurate with the simulation cell may affect the evaluation of the frequencies of commensurate modes which, in the harmonic approximation, would be directly accessible to the simulation.

MD simulations are in some sense complementary to lattice-dynamical calculations, in the sense that the latter are better suited at low temperatures where the former are subject to ergodicity problems. Lattice-dynamics is by definition limited to the (quasi-) harmonic regime, while MD naturally accounts for all the anharmonic effects occurring at high temperature, provided the size of the simulation cell is large enough to allow a proper description of the relevant phonon-phonon interactions.

V. APPLICATIONS

A. Phonons in bulk crystals

Phonon dispersions in crystals have been for a long time calculated using model force constants where some form of interatomic potentials is assumed and the parameters of the model are adjusted so as to reproduce some known experimental results. Although this approach works reasonably well in some cases it has serious drawbacks that in many situations call for more predictive methods. The typical experimental data used

⁴This is a fact occasionally overlooked in the literature: see e.g. Parlinski et al. (1997) and the comment by Detraux et al. (1998)

⁵Note that the Berry’s phase approach cannot be used to calculate the dielectric constant

to fix the parameters in the model are the phonon frequencies themselves. Model force constants can be seen as a compact way to encode the available experimental input, with very limited predictive power when applied to other properties. In many cases only a few selected frequencies (usually of infrared (IR) and Raman-active modes) are known and the results of model calculations in the rest of the BZ are questionable. Even when the entire dispersion spectra is known (usually by neutron diffraction measurements), the knowledge of phonon frequencies alone is not sufficient to determine completely the force constants: the knowledge of the phonon displacement patterns would be needed as well. The latter experimental information is seldom available and, in the few cases in which the pattern were measured, the comparison with the results of even the best models is sometimes very poor.

Using DFPT the interatomic force constants are computed from first-principles and, as they are usually accurate, both good frequencies *and* good displacement patterns are obtained, without need of experimental inputs.

Most, if not all, calculations described in the following sections are done at the LDA level that usually provides very good results. A test of the performance of generalized gradient corrections (GGA) in the flavor proposed by Perdew et al. (1996), has been performed in Favot and Dal Corso (1999). It is found that GGA systematically lowers the frequencies of phonon branches with positive Grüneisen parameters. This effect is correlated with the GGA's expansion of the lattice constant, since GGA phonon frequencies computed at the experimental lattice constants are higher than the corresponding LDA ones. A similar trend is found also for magnetic Fe and Ni (Dal Corso and de Gironcoli 2000). In this case GGA equilibrium geometries are much superior to LDA ones and phonon dispersions are correspondingly closer to the experimental results (Dal Corso and de Gironcoli 2000). In Diamond, Al, and Cu, LDA and GGA equilibrium geometries and phonon dispersions have similar accuracy with respect to the experimental data. Si is an exception since the LDA phonon dispersions are already in very good agreement with experiment and GGA slightly worsens the comparison (Favot and Dal Corso 1999).

In most applications phonon dispersions are computed at the theoretical equilibrium geometry (lattice parameters and internal coordinates). This choice is mandatory when the experimental geometry is poorly known, but it is also, in our opinion, the most consistent one when comparing with experimental data at low temperature. Inclusion of thermal expansion may become necessary in some cases when comparing with room and higher temperature data. See V.E for the treatment of thermal effects.

1. Simple semiconductors

a. Elemental and III-V semiconductors

The phonon spectra and effective charges of group IV semiconductors Si and Ge (diamond structure) and of zincblende structure III-V semiconductors GaAs, GaSb, AlAs, AlSb were calculated in Giannozzi et al. (1991). The calculated phonon dispersions and densities of states for the latter four compounds are shown in Fig. 1, together with experimental data. Zone-center phonons, effective charges, and dielectric constants of nine III-V zincblende semiconductors were computed, along with their piezoelectric constants, by de Gironcoli et al. (1989). The phonon dispersions of Si were calculated as well by Savrasov (1996) as a test of the LMTO implementation of DFPT. Dispersions for InP appear in a paper devoted to the (110) surface phonons of InP (Fritsch et al. 1995a); dispersions for both GaP and InP were published in a study of phonons in GaInP₂ alloys (Ozolins and Zunger 1998). For all these materials, phonon spectra and effective charges are in very good agreement with experiments, where available. For AlAs—for which experimental data are very scarce—these calculations provide the only reliable prediction of the entire phonon dispersions. For Si, the calculated phonon displacement patterns compare favorably to those extracted from inelastic-neutron-scattering experiments (Kulda et al. 1994).

In all these materials the interatomic force constants turn out to be quite long-ranged along the (110) direction. This feature had already been observed in early calculations (Kane 1985, Fleszar and Resta 1986) and is related to the peculiar topology of diamond and zincblende lattices, with bond chains propagating along the (110) directions.

The force constants of GaAs and of AlAs are especially interesting in view of their use in complex GaAlAs systems such as super-lattices, disordered super-lattices, and alloys. While the phonon dispersions in GaAs are experimentally well characterized, bulk samples of AlAs of good quality are not available and little experimental information on its vibrational modes have been collected. Since several years it has been assumed that the force constants of GaAs and those of AlAs are very similar and that one can obtain the dynamical properties of AlAs using the force constants of GaAs and the masses of AlAs (*mass approximation*) (Meskini and Kunc 1978). The DFPT calculations provided convincing evidence that the mass approximation holds to a very good extent between GaAs and AlAs (Giannozzi et al. 1991). This transferability of the force constants makes it possible to calculate rather easily and accurately the vibrational spectra of complex GaAlAs systems (Baroni et al. 1990a, Molinari et al. 1992, Baroni et al. 1990b, Rossi et al. 1993).

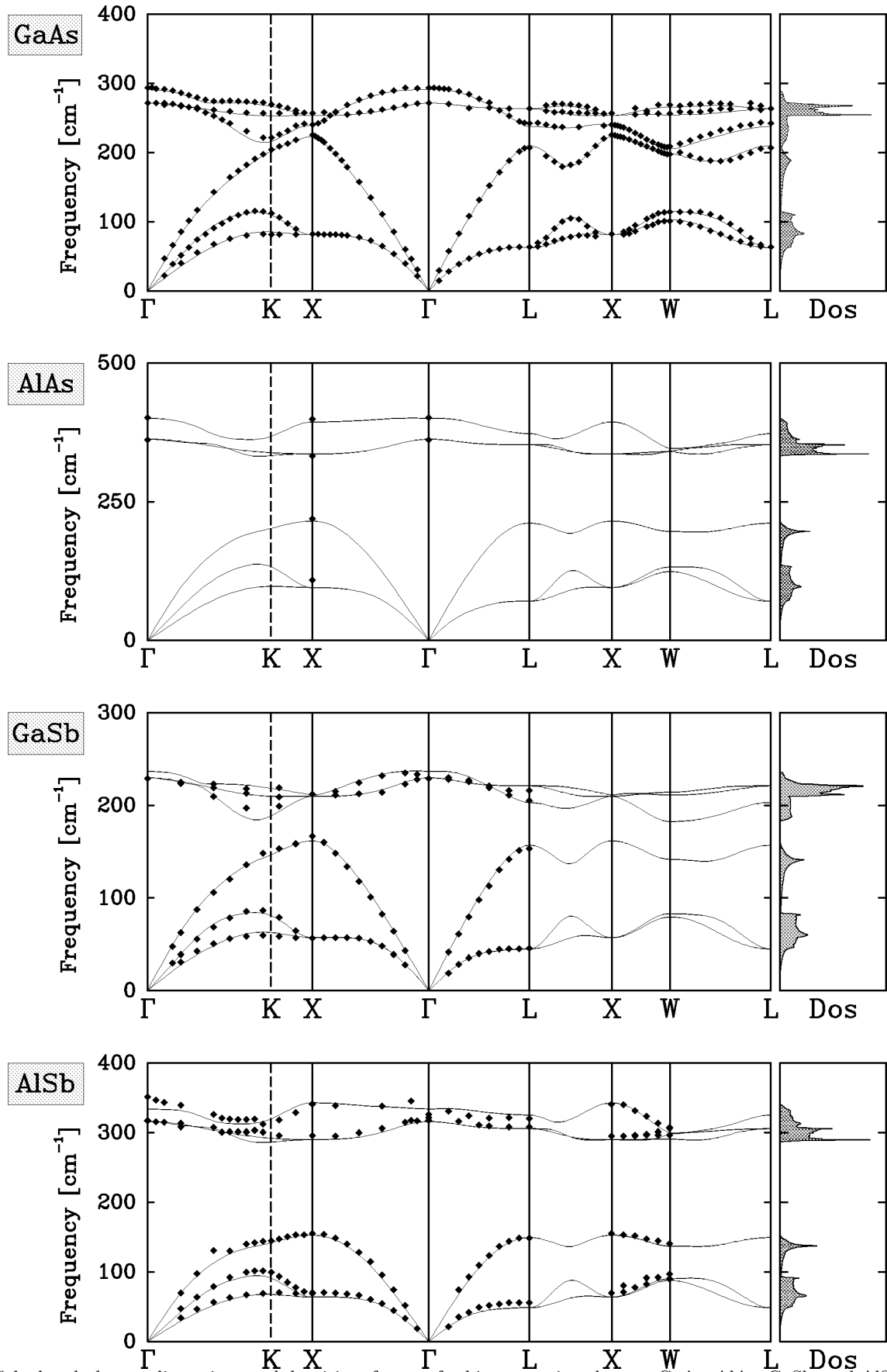


FIG. 1. Calculated phonon dispersions and densities of states for binary semiconductors GaAs, AlAs, GaSb, and AlSb. Experimental data are denoted by diamonds. (Reproduced from Giannozzi et al. (1991).)

Somewhat surprisingly, the mass approximation does not seem to be valid when the interatomic force constants for a well-known and widely used model, the Bond-Charge Model (BCM), are employed. A six-parameter BCM for GaAs that gives dispersions that compare favorably with experiments and *ab initio* calculations, yields, when used in the mass approximation, AIAs dispersions that are quite different from first-principles results. This clearly shows that information on the vibrational frequencies alone is not sufficient to fully determine the force constants, even when complete phonon dispersions are experimentally available. In order to obtain more realistic dispersions for AIAs in the mass approximation, one has to fit the BCM for GaAs to *both* frequencies *and* at least a few selected eigenvectors (Colombo and Giannozzi 1995).

b. II-VI semiconductors

The II-VI zincblende semiconductors ZnSe, ZnTe, CdSe, CdTe present some additional difficulties in a PP-PW framework with respect to their III-V or group IV counterparts. The cation *d* states are close in energy to the *s* valence states so that the *d* electrons should be included among the valence electrons. Phonon calculations performed several years ago, when the inclusion of localized *d* states in the pseudo-potential was difficult, showed that the effects of cation *d* electrons could be accounted for also by including the *d* states in the core and by using the nonlinear core correction approximation. The results showed an accuracy comparable to that previously achieved for elemental and III-V semiconductors (Dal Corso et al. 1993a). Similar calculations have been more recently performed for hexagonal (wurtzite structure) CdS (Debernardi et al. 1997, Zhang et al. 1996) and CdSe (Widulle et al. 1999) and compared with the results of inelastic neutron scattering experiments.

c. Diamond and Graphite

The phonon dispersions of Diamond, together with the internal-strain parameter, thermal expansion coefficient in the Quasi-Harmonic Approximation, and the mode Grüneisen parameter dispersion curves, were calculated by Pavone et al. (1993). A unique feature found in Diamond is the presence of an *over-bending* of the uppermost phonon branch, whose frequencies have a minimum at the BZ center (instead of a maximum as in the other elemental semiconductors Si and Ge). This feature has important consequences for the second-order Raman spectra (see paragraph V.A.1.g).

High-pressure spectra, up to 1000 GPa, for Diamond are reported in Xie et al. (1999c). Under pressure, the phonon frequencies of the X_4 and L'_3 modes gradually go

higher than those of X_1 and L'_2 , respectively. The over-bending of the uppermost phonon branch decreases with the increase of pressure.

The phonon dispersions of Graphite along the $A - \Gamma - K - M$ line were calculated in Pavone et al. (1996). The dispersions exhibit an over-bending similar to that of Diamond for the in-plane dispersion. The dispersions between graphitic planes is very flat. The peculiar behavior of low-frequency branches along the $\Gamma - K$ line can be related to the long extent of IFC's along the zigzag chains in the graphitic planes.

d. Silicon Carbide

Silicon Carbide (SiC) may crystallize in a large variety of tetrahedrally coordinated polymorphs. Phonon dispersion curves were calculated for the 3C (cubic zincblende), 2H (wurtzite) and 4H hexagonal structures (Karch et al. 1994). For the 3C structure, elastic and Grüneisen constants were calculated as well (Karch et al. 1994). The behavior under pressure of phonon dispersions, effective charges, and of the dielectric tensor was studied by several authors (Wang et al. 1996a, Wellenhofer et al. 1996, Karch et al. 1996a). The interest for the dynamical properties of SiC under pressure was prompted by a report (Liu and Vohra 1994) that the splitting between LO and transverse optic (TO) modes of 6H SiC increases with increasing pressure until $P = 60$ GPa, then it decreases. This was attributed to a decrease of the effective charges. This interpretation was not confirmed by any of the above theoretical studies, which pointed out instead that an incorrect volume dependency for the dielectric tensor was assumed in the analysis of experimental data.

e. Nitrides

The group-III nitrides are very interesting materials for optoelectronic applications at short wavelengths, as well as in high-frequency and high-temperature electronic devices. Several groups performed calculations of lattice-dynamical properties for zinc-blende and wurtzite GaN (Karch et al. 1998), BN and AlN (Karch and Bechstedt 1997), wurtzite AlN, GaN and InN (Bungaro et al. 2000), wurtzite GaN (Ruf et al. 2000) and AlN (Schwoerer-Böhning et al. 1999). All calculations yield good agreement with available experiments, not only for mode frequencies but also for displacement patterns. In particular, the calculated eigenvector for the Raman-active E_2 mode in wurtzite GaN compares well with the eigenvector obtained from the study of the isotope effect (Zhang et al. 1997). The comparison with recent High-Resolution Inelastic X-Ray scattering measurement

in wurtzite GaN (Ruf et al. 2000) and AlN (Schwoerer-Böhning et al. 1999) shows good agreement with scattering intensities, thus validating the correctness of computed eigenvectors.

The phonon dispersions in BN and AlN are considerably different from those of III-V semiconductors not containing first-row elements: phonon dispersions for BN are similar to those of Diamond, while AlN dispersions are close to those of SiC. Furthermore, the difference between BN and AlN phonon dispersions cannot be explained by a simple mass approximation but derives from the quite different degree of ionicity and covalent strength of the two materials. The marked ionicity of AlN bonding yields a pronounced structural and dielectric anisotropy in the wurtzite structure, larger than that of wurtzite BN and SiC (Karch and Bechstedt 1997). The three-phonon decay of the LO phonon in two acoustic phonons is not allowed in GaN and InN, since the LO frequency is much larger than the acoustic frequencies over the entire frequency spectrum Bungaro et al. (2000).

The pressure dependence of the dielectric and lattice-dynamical properties of both zincblende and wurtzite GaN and AlN have been recently calculated in Wagner and Bechstedt (2000).

f. Other semiconductors

Phonon dispersions of zincblende semiconductor CuCl were calculated using the LAPW method (Wang et al. 1994). CuCl exhibits large anharmonic effects: in particular, many peaks in neutron scattering measurements disappear at temperatures as low as room temperature. The calculated phonon dispersions however agree well with low temperature experimental results.

The phonon dispersions for bulk layered semiconductor ϵ -GaSe were calculated by Adler et al. (1998). The bulk dispersions agree well both with neutron scattering results and with surface phonon measurements with inelastic Helium-atom scattering. The calculation of (0001) surface phonons at the \bar{K} point yields small differences with respect to the corresponding bulk phonons, as expected for a layered material. This rules out previous assumptions of anomalous surface phonon dispersions. In a subsequent study (Panella et al. 1999) the phonon dispersions of the similar material InSe was calculated. The bulk dispersions for both GaSe and InSe compare favorably with experiments on (001) thin films epitaxially grown on hydrogen-terminated Si(111) (1×1) surfaces.

The face-centered orthorhombic inter-metallic semiconductor Al_2Ru exhibits strong far-IR absorption by optical phonons. Zone-center phonon frequencies, effective charges and dielectric tensor were calculated in Ögüt and Rabe (1996), showing anomalously large Born effective charges, in agreement with experiments. The analysis of

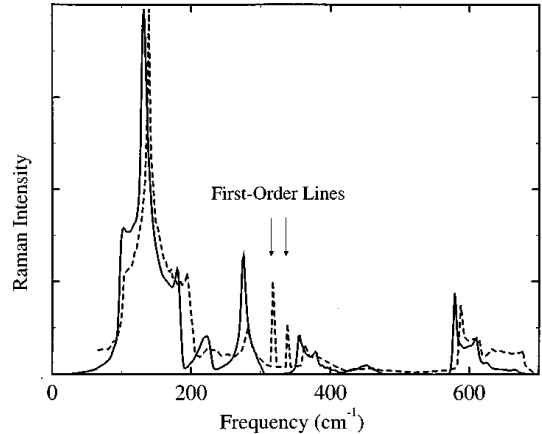


FIG. 2. Second-order Raman spectrum of AlSb in the Γ_1 representation at room temperature; the solid line represents the theoretical calculation, the dashed line is the experimental spectrum. (Reproduced from Windl et al. (1996).)

the valence charge density shows instead that the static ionic charges of Al and Ru are negligible. Hybridization is proposed as the origin of both of the semiconducting gap and the anomalous Born effective charges.

g. Second-order Raman spectra in simple semiconductors

Neglecting matrix element effects, second-order Raman spectra are approximately given by the overtone density of states: $I(\omega) = g(\omega/2)$, where $g(\omega)$ is the vibrational DOS. A more accurate description is obtained by combining the ab-initio phonon spectra with phenomenological polarizability coefficients. This technique was applied to solve the long-standing controversy on the sharp peak in the spectrum of Diamond near the two-phonon cutoff (Windl et al. 1993). As already observed in Pavone et al. (1993), the sharp peak is due to a maximum in the vibrational density of states, originating from the over-bending of the uppermost phonon branch. Such over-bending, and the maximum in the vibrational density of states, are absent in the other elemental semiconductors Si and Ge. Neither two-phonon bound states nor polarizability matrix element effects are needed to explain the peak.

A similar technique was applied to the calculation of second-order Raman spectrum of AlSb in the Γ_1 symmetry (Windl et al. 1996). The calculated spectrum, shown in Fig. 2, agrees well with recent experimental data. Both theory and experiment give clear evidence for the existence of an over-bending in the highest frequency branch of the phonon dispersion with a saddle point at the Γ

point as predicted by Giannozzi et al. (1991). This evidence is derived from a general discussion of the critical-point behavior. Furthermore, the over-bending in AlSb is explained as an effect of the very different masses of the Al and Sb atoms in contrast to the over-bending in Diamond, whose origin lies in a peculiarity of the force constants.

In the above cases, a one-to-one correspondence between the overtone density of states and the second-order Raman spectrum is quite visible. This is not the case for SiC (Windl et al. 1994). The Γ_1 spectrum of SiC exhibits three distinct peaks at 1302, 1400, and 1619 cm^{-1} which occur in the gaps of the overtone density of states. This exemplifies the importance of taking into account the coupling matrix elements.

h. Piezo-electricity in binary semiconductors

DFPT is used to evaluate the linear response of wavefunctions to a macroscopic electric field, from which—using the stress theorem of Nielsen and Martin (1985)—one finds the induced stress. Due to the presence of large cancellations between contributions of opposite sign, the results are very sensitive to the overall accuracy of the calculation. Well-converged calculations yield results in good agreement with available experimental data in III-V (de Gironcoli et al. 1989) and in II-VI compounds, with the exception of ZnTe (de Gironcoli et al. 1990). Non-linear piezoelectricity in CdTe was studied as well (Dal Corso et al. 1993b). It was found that piezoelectricity is linear over a wide range of volume-conserving strains, while it displays strong nonlinearity whenever the strain is not volume conserving. This implies that the observed nonlinear effects can be accurately accounted for by the linear piezoelectric response of the cubic system at the strained volume.

2. Simple metals and super-conductors

An early calculation of a phonon dispersions in Nb and Mo metals was performed by (Zein 1992), using a mixed basis set. The aim of the calculation was to explain the presence of a dip in in the $(\zeta 00)$ branch of Nb and its absence in Mo.

The accuracy of DFPT for metals (described in Sec. II.C.4) was demonstrated by de Gironcoli (1995) for three test cases: face-centered cubic (fcc) Al, fcc Pb, and body-centered cubic (bcc) Nb (see Fig. 3). In all cases the calculated dispersion curves are in good agreement with experiments if an appropriate smearing technique is used. Phonons in fcc Cu, Ag, Au were calculated as a test case for the use of ultrasoft PP's (Dal Corso et al. 1997). The alternative linear response technique of Quong and Klein

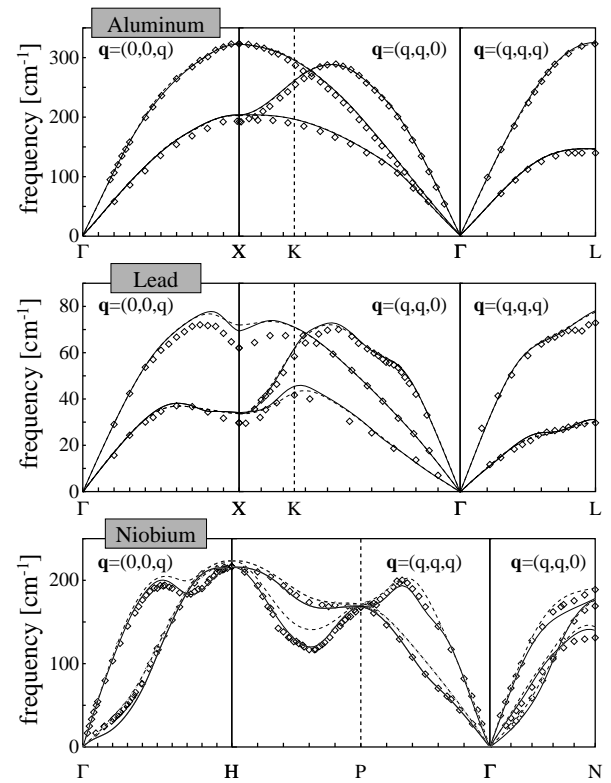


FIG. 3. Calculated phonon dispersions for fcc simple metal Al and Pb and for the bcc transition metal Nb. Solid and dashed lines refer to different smearing widths (0.3 and 0.7 eV, respectively). Experimental data are denoted by diamonds. (Reproduced from de Gironcoli (1995).)

(1992) was applied to the phonon dispersions and interatomic force constants of fcc Al. Phonons of magnetic bcc Fe and fcc Ni have been recently calculated by Dal Corso and de Gironcoli (2000). For these metals, good agreement with experiments is obtained using a spin-polarized GGA functional for the exchange and correlation energy (see Fig. 4). Phonons in hexagonal close-packing (hcp) Ru were calculated and measured with inelastic neutron scattering (Heid et al. 2000b). Many phonon anomalies have been found. Phonons in fcc Ag and in hcp Y were calculated as a test of mixed basis set technique (Heid and Bohnen 1999).

The main interest of phonon calculations in metals is possibly related to transport properties, and notably super-conductivity. The availability of accurate phonon dispersions in the entire BZ allows the calculation of the electron-phonon (Eliashberg) spectral function $\alpha^2 F(\omega)$ and of the mass enhancement parameter λ that enters the MacMillan equation for the transition temperature T_c to super-conductivity. Other important quantities that can be calculated are the transport spectral function $\alpha_{tr}^2 F(\omega)$ and the λ_{tr} coefficients, that determine the electrical and thermal resistivity in the normal state. In simple metals

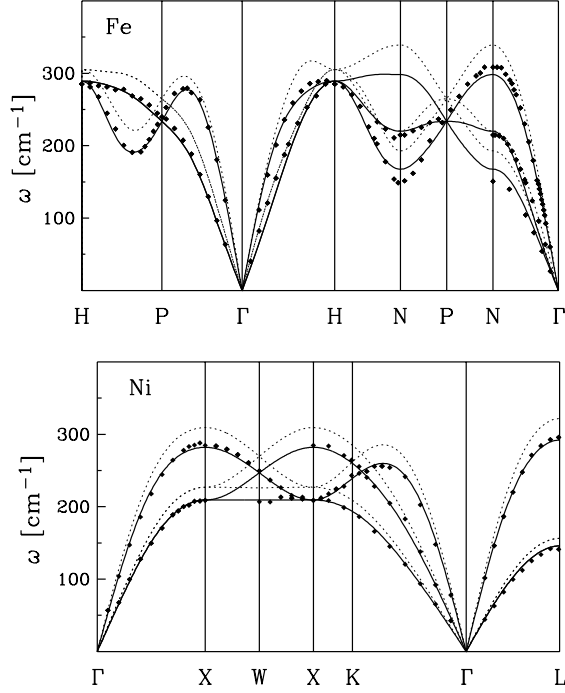


FIG. 4. Upper panel: calculated GGA phonon dispersions (solid lines) for magnetic bcc Fe compared to inelastic neutron scattering data (solid diamond) and to dispersions calculated within local spin density approximation (LSDA) (dotted lines). Lower panel: calculated GGA phonon dispersions (solid lines) for magnetic fcc Ni compared to inelastic neutron scattering data (solid diamond) and to calculated LSDA dispersions (dotted lines). (Reproduced from Dal Corso and de Gironcoli (2000).)

calculations of λ and $\alpha^2 F(\omega)$ were performed in Al, Pb, Li (Liu and Quong 1996), in Al, Cu, Mo, Nb, Pb, Pd, Ta, V (Savrasov and Savrasov 1996), in Al, Au, Na, and Nb (Bauer et al. 1998). Transport spectral functions and coefficients (Savrasov and Savrasov 1996, Bauer et al. 1998) and phonon line-widths due to the electron-phonon coupling (Bauer et al. 1998) were also calculated. Fig. 5 shows the results of Savrasov and Savrasov (1996) for $\alpha^2 F(\omega)$.

The calculation of electron-phonon coefficients found a remarkable application, beyond simple metals, in the study of the behavior of molecular solids S, Se, Te under pressure. With increasing pressure these transform first to a base-centered orthorhombic (bco) super-conducting structure, followed by a rhombohedral β -Po phase, and finally for Se and Te by a bcc phase.

At the phase transition between the β -Po and the bcc phase, a jump is observed in T_c in Te. The origin of this jump was clarified (Mauri et al. 1996) through the study of phonon dispersions and of the electron-phonon interactions. The phonon contribution to the free en-

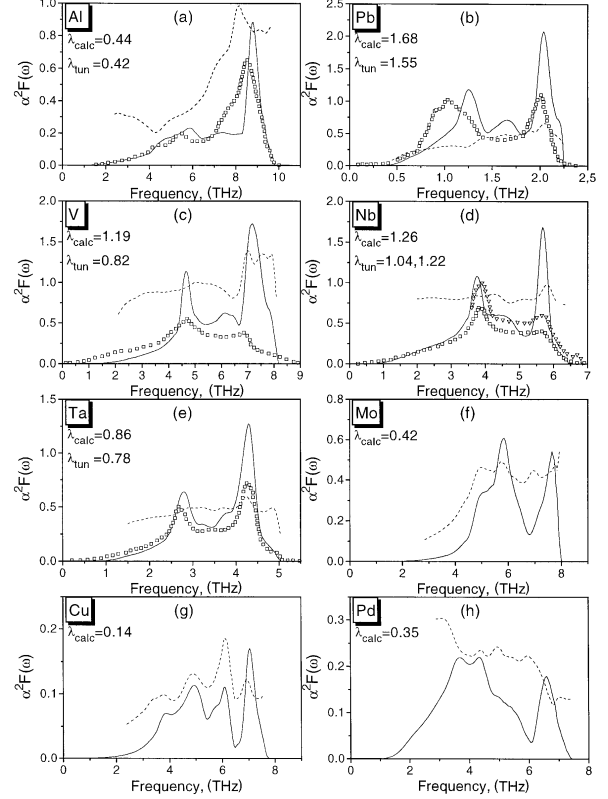


FIG. 5. (a)-(h) Calculated spectral functions $\alpha^2 F(\omega)$ of the electron-phonon interaction (full lines) for the eight elemental metals considered in Savrasov and Savrasov (1996). The behavior of the electron-phonon prefactor $\alpha^2(\omega)$ [defined simply as the ratio $\alpha^2 F(\omega)/F(\omega)$] is shown by dashed lines. Symbols plots present the results of available tunneling experiments. (Reproduced from Savrasov and Savrasov (1996).)

ergy is shown to be responsible for the difference in the structural transition pressure observed in low and room temperature experiments.

In S the β -Po phase is predicted to be followed by a simple-cubic phase that is stable over a wide range of pressures (280 to 540 GPa), contrary to what is observed in Se and Te. The calculated phonon spectrum and electron-phonon coupling strength (Rudin and Liu 1999) for the lower-pressure β -Po phase is consistent with the measured super-conducting transition temperature of 17 K at 160 GPa. The transition temperature is calculated to drop below 10 K upon transformation to the predicted simple-cubic phase.

3. Oxides

Oxides present a special interest and a special challenge for anyone interested in phonon physics. On the one hand, many very interesting materials, such as fer-

roelectrics and high- T_c super-conductors, are oxides. On the other hand, good-quality calculations on oxides are usually nontrivial, both for technical and for more fundamental problems. In a straightforward PW-PP framework, the hard PP of Oxygen makes calculations expensive: the use of ultrasoft PP's is generally advantageous. LDA is known to be not accurate enough in many cases (and sometimes the entire band-structure approach is questionable in oxides). Many oxides have complex structural arrangements. In spite of all these problems, there have been several calculations of phonon-related properties in oxides from first principles. These calculations are described in the remaining of this paragraph, with the exception of work on phase transitions that is deferred to Sec. V.D.

a. Insulators

In alkaline-earth oxides MgO, CaO, and SrO in the rocksalt structure, LDA yields good agreement with available experimental data for lattice vibrations (Schütt et al. 1994). The investigation of the phonon-induced charge-density fluctuations of MgO and CaO at the L point of the BZ partially supports the breathing-shell model of lattice dynamics and rules out the charge-transfer model for this class of materials. Moreover, the calculations show that the breathing-like charge-density response is more pronounced for oxygen than for the cations in these compounds.

Silicon Dioxide (SiO_2) is a much-studied prototypical tetrahedrally coordinated compound, existing in a large variety of different structures. At ambient conditions the ground state structure of SiO_2 is α -quartz, whose phonon dispersions, dielectric tensor, and effective charges were studied by Gonze et al. (1992). Effective charges in α -quartz are anisotropic (here calculated for the first time in DFPT) and those for O exhibit some anomalous character (see following section). Fig. 6 shows the calculated phonon dispersions for α -quartz. IFC's in α -quartz were calculated in a subsequent paper (Gonze et al. 1994). The availability of force constants is important because it allows to extensively test semiempirical interatomic potentials that are used in molecular-dynamics simulations of silica. Phonons, dielectric tensor, and effective charges of the high-pressure, sixfold-coordinated phase stishovite were studied by Lee and Gonze (1994a).

The phonon dispersions of α - Al_2O_3 (sapphire) have been recently calculated in Heid et al. (2000a), using LDA and a mixed basis set. Sapphire has a rhombohedral unit cell containing 2 formula units (10 atoms). A weak anisotropy in the dielectric tensor and in the effective charges is found.

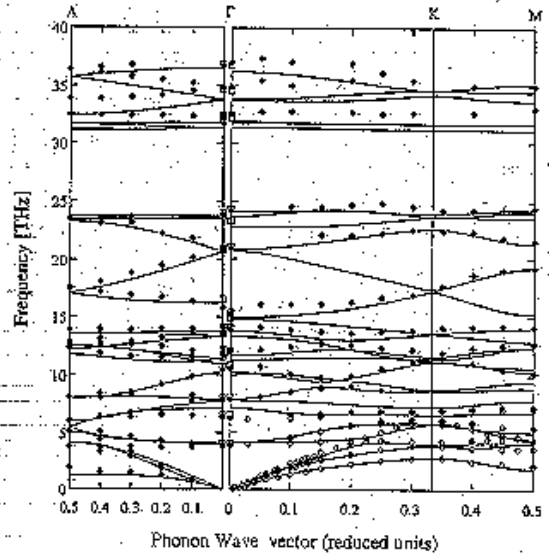


FIG. 6. Phonon band structure of α -quartz along selected directions. Symbols: experimental data; lines: theoretical results. (Reproduced from Gonze et al. (1994).)

b. Ferroelectrics

The phonon frequencies at Γ , dielectric tensor and effective charges of Titanium dioxide (TiO_2) in the rutile structure were calculated in Lee and Gonze (1994b). Rutile TiO_2 is an *incipient ferroelectric*: the frequency of the TO mode A_{2u} decreases with temperature but never goes to zero. It is found that the Born effective charges of TiO_2 rutile are much larger than the nominal ionic charges of Ti ($4+$) and O ($2-$) ions (and much larger than those of stishovite in spite of the similar structure). This may sound rather counterintuitive but it is typical of all ABO_3 ferroelectrics in the perovskite structure (Ghosez et al. 1998b), whose prototypical material is Barium Titanate (BaTiO_3). The effective charges of BaTiO_3 and of similar compounds exhibit both values that are definitely larger (*anomalous*), than the ionic charge, and a strong anisotropy (for O only in the cubic structure: the effective charge is anomalous for displacements parallel to the Ti-O bond, *normal*, that is close to the ionic value, in the orthogonal direction). By performing an appropriate band-by-band decomposition (Ghosez and Gonze 2000) of contributions, this effect can be tracked to the dynamical change of hybridization, mainly between O $2p$ and Ti $3d$ orbitals (Ghosez et al. 1995). Born effective charges for cubic WO_3 in the defect-perovskite structure (Detraux et al. 1997) and for KNbO_3 (Wang et al. 1996b) follow the same pattern. The important role of covalence in determining the anomalous polarization was demonstrated also by Posternak et al. (1994), by computing the effective charges of a fake material, similar to KNbO_3 , where covalence was artificially removed by an additional

potential.

Phonons at Γ for the cubic (ideal perovskite) and for the rhombohedral phases of BaTiO_3 were calculated in Ghosez et al. (1996). The complete phonon dispersions for the cubic structure, together with an analysis of the IFC's, can be found in Ghosez et al. (1998a).

c. High- T_c super-conductors

Although the microscopic mechanism which gives rise to super-conductivity in high- T_c oxides is still under active debate, accurate phonon dispersions and electron-phonon coefficients constitute an important piece of information for understanding the properties of these materials. Calculations were performed—at the LDA level—for CaCuO_2 (Savrasov and Andersen 1996), $\text{Ba}_{0.6}\text{K}_{0.4}\text{BiO}_3$ (Meregalli and Savrasov 1998), and La_2CuO_4 (Wang et al. 1999).

In hole-doped ($n = 0.24$) CaCuO_2 , the phonon dispersions and electron-phonon coupling, for both s - and d -wave pairing, were calculated using LMTO linear-response techniques. The resulting values of $\lambda \simeq 0.3$ for $d_{x^2-y^2}$ symmetry and $\lambda \simeq 0.4$ for s symmetry suggest that the electron-phonon mechanism alone is insufficient to explain the high T_c but could enhance another d -wave pairing mechanism (Savrasov and Andersen 1996).

Similar calculations (Meregalli and Savrasov 1998) were performed for $\text{Ba}_{0.6}\text{K}_{0.4}\text{BiO}_3$, using the virtual crystal and mass approximations. The λ parameter, including also anharmonic contributions, is found to be $\lambda = 0.34$, a too small value to explain high- T_c super-conductivity in this system within the standard mechanism.

In tetragonal La_2CuO_4 , the phonon frequencies and eigenvectors were calculated using LAPW linear response techniques (Wang et al. 1999). The results (see Fig. 7) are generally in good agreement with experiments, with the exception of lowest-lying branches involving anharmonic motion of the apical oxygen atoms parallel to the CuO_2 planes. The octahedral tilt mode at the X point is found to be the most unstable mode throughout the BZ, consistent with the observed phase transition to the orthorhombic structure at low temperature. The calculated dispersion of the highest frequency Σ_3 branch is in good agreement with experiment, showing that a proposed large renormalization of the phonon spectrum by a Jahn-Teller electron-phonon interaction is unlikely.

4. Other materials

Fullerene C_{60} forms a molecular solid that can be *doped* with up to six alkali atoms (K, Rb, Cs) per C_{60} . The alkalis lose their electrons that fill the conduction band of C_{60} , originated by molecular t_{1g} states. Sizable frequency

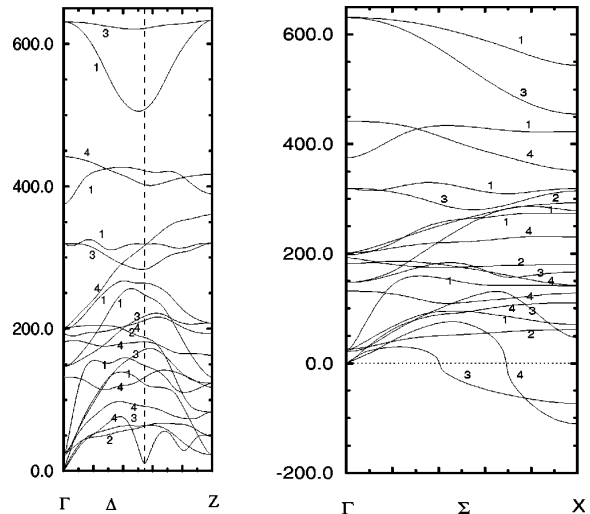


FIG. 7. Calculated phonon dispersion of tetragonal La_2CuO_4 along the $(\xi, \xi, 0)$ (Σ) and $(\xi, 0, 0)$ (Δ) directions. The frequencies are in cm^{-1} and the imaginary frequencies are represented as negative numbers. The vertical dashed line corresponds to the boundary of the first BZ. (Reproduced from Wang et al. (1999).)

shifts and a large enhancement in the intensity of the four IR-active modes of molecular C_{60} is observed when K (or Rb, or Cs) is added to solid C_{60} . The ten Raman-active modes of molecular C_{60} also exhibit large shifts. In insulating bcc K_6C_{60} the phonons at Γ and the effective charges were calculated (Giannozzi and Andreoni 1996). The frequencies of Raman- and IR-active modes are reported in Table I. It is found that the structural relaxation of the C_{60} molecule is primarily responsible for the frequency changes, while the change in IR relative intensities is a consequence of the electron transfer. The potassium vibrations are found to lie within the range $68\text{--}125\text{ cm}^{-1}$ and are well decoupled from the C_{60} intramolecular modes. The DFPT results do not support the so called *charged phonon* model.

Elemental Boron and Boron-rich solids tends to form complex structures formed by assembly of icosahedral B_{12} units. The exact structure and vibrational properties of such materials are not well known. The comparison of accurate phonon calculations with IR and Raman measurements is of great help in determining the atomic structure.

Icosahedral Boron presents a very sharp peak at 525 cm^{-1} whose vibrational character has been for a long time denied. New Raman scattering experiments under pressure were compared with ab initio lattice dynamics calculations (Vast et al. 1997). The very good agreement of the mode frequencies and their pressure coefficients yields unambiguous assignment of all observed features,

TABLE I. K_6C_{60} : Theoretical and experimental frequencies ω of the optically C_{60} -like active modes and shifts $\Delta\omega$ with respect to C_{60} . We use the labeling of the I_h group. The H_g modes split into a triplet T_g (left) and a doublet E_g (right). The experimental values are ascribed according to the calculated ordering. Their shifts refer to the centers of gravity. Units are cm^{-1} (Giannozzi and Andreoni 1996).

Mode	ω			$\Delta\omega$	
	Theory	Expt. ^a	Expt. ^b	Theory	Expt. ^{a,b}
$A_g(1)$	507	502	501	12	9, 6
$A_g(2)$	1469	1432	1431	-35	-36, -36
$H_g(1)$	274, 266	281, 269	280, 268	11	6, 5
$H_g(2)$	412, 419	419, 427	419, 427	-12	-8, -9
$H_g(3)$	660, 660	656, 676	656, 676	-51	-44, -47
$H_g(4)$	770, 769	761	760, 728	-13	-11, -25
$H_g(5)$	1107, 1109	1094, 1120	1093, 1122	-12	5, 6
$H_g(6)$	1264, 1268	1237	1232, 1237	-15	-11, -14
$H_g(7)$	1423, 1414	1383	1384	-31	-43, -38
$H_g(8)$	1508, 1498	1476	1481, 1474	-74	-97, -95
		Expt. ^c	Expt. ^d		Expt. ^{c,d}
$T_{1u}(1)$	466	467	467	-61	-61, -60
$T_{1u}(2)$	571	565	564	-15	-12, -12
$T_{1u}(3)$	1215	1182	1183	-3	0, 0
$T_{1u}(4)$	1395	1340	1341	-67	-86, -88

^aData from Eklund et al. (1992)

^bData from Kuzmany et al. (1994)

^cData from Martin et al. (1993)

^dData from Pichler et al. (1994)

including the 525 cm^{-1} line which is a highly harmonic librational mode of the icosahedron and mainly involves bond bending. This mode is also identified in the Raman spectrum of other icosahedral boron-rich solids (Vast et al. 1997).

Boron Carbide, B_4C , is the third hardest material after Diamond and cubic BN. The building blocks of the crystal are distorted icosahedral $B_{11}C$ units, but their precise arrangement is still experimentally unknown. The structure of icosahedral B_4C boron carbide was theoretically determined by comparing existing IR and Raman spectra with accurate ab initio lattice-dynamical calculations, performed for different structural models (Lazzari et al. 1999). The examination of the inter- and intra-icosahedral contributions to the stiffness shows that intraicosahedral bonds are harder than intericosahedral ones, contrary to previous conjectures (Lazzari et al. 1999).

Phonons in solid Cl—a typical molecular solid—were calculated in Bauer et al. (1995). The calculated intramolecular distance is too large by 8%, maybe due to the pseudo-potentials used, and as a consequence the internal phonon frequencies are too low. Intermolecular

distances are in good agreement with experiment⁶ and so are most of the calculated external phonons (calculated at Γ and Y) (Bauer et al. 1995).

The phonon dispersions of transition-metal carbide NbC were studied as a sample application in a technical paper (Savrasov 1996). NbC presents several peculiar phonon anomalies that are well reproduced by the LMTO calculations.

Zone-center phonons and dielectric properties (ϵ_∞ , Z^*) of cubic rocksalt alkali hydrides LiH and NaH were calculated in Blat et al. (1991). More complete phonon dispersions for LiH and LiD appeared in Roma et al. (1996).

B. Phonons in semiconductor alloys and super-lattices

The calculation of phonon dispersions in systems described by large unit cells or lacking periodicity altogether presents a special challenge. Disordered systems (such as amorphous materials or substitutionally disordered alloys) can be described in a PW-PP framework by periodically repeated fictitious *super-cells*. However the needed computational effort quickly grows with the size of the unit cell or super-cell (as $\propto N^\alpha$, where N is the number of atoms, $\alpha \sim 3 \div 4$ in practical calculations) so that even with the best algorithms and the best computers available one is limited to systems having at most ~ 100 atoms. Such size may or may not be adequate for the physical system under investigation. If it is not, the brute-force approach must be supplemented by a more targeted approach. Typically, accurate first-principles calculations in suitably chosen small systems are used to set up a computationally manageable model for the large system.

1. GaAs/AlAs super-lattices

GaAs/AlAs super-lattices and alloys are a very successful example of how first-principles calculations supplemented by an appropriate model can lead to an accurate description of the dynamical properties of real systems. As already mentioned in Sec.V.A.1.a, the mass approximation is the key for obtaining accurate dynamical matrices for large systems at a modest computational cost, once the interatomic force constants in real space for GaAs (or for the $Ga_xAl_{1-x}As$ virtual crystal) were obtained.

The interest for phonons in GaAs/AlAs super-lattices is a consequence of the progress in epitaxial techniques

⁶The agreement is possibly fortuitous since LDA does not treat correctly van der Waals interactions and materials held together by them.

that allowed the growth of ultrathin super-lattices (with a period of < 10 atomic layers), in particular along the (100) direction. Owing to the large difference between the cationic masses, GaAs and AlAs optic mode occur in different frequency ranges. In the super-lattice, optical vibrations are confined in one or in the other of the materials. In perfectly ordered super-lattices, the relation between confined modes and bulk dispersions of the component materials is given by the *unfolding* model (Jusserand and Cardona 1989).

In ultrathin super-lattice it was not clear however how valid the unfolding model was, how much disorder at the interfaces (cation intermixing) was present, and what the effect of disorder would be. The simulation of the dynamical properties of ordered and of partially disordered super-lattices, using the mass approximation and large super-cells (Baroni et al. 1990a, Molinari et al. 1992) allowed to clarify the problem. It was found that the unfolding model is very well verified in ultrathin super-lattices, but that a sizable amount of cation intermixing is needed in order to explain the details of the Raman spectra. These findings later received independent confirmations (Gammon et al. 1991, Kechrakos et al. 1991).

It should be remarked that the ability to obtain such results critically depends on the quality of the modelization used. Empirical models, even good ones like the BCM, are too crude and do not adequately describe the dispersions of AlAs, and as a consequence, the details of the spectrum.

Calculations of the phonon spectra in more exotic GaAs/AlAs systems proceeds quite in the same way. For instance, the vibrational properties of an array of GaAs thin wires embedded in AlAs were calculated in Rossi et al. (1993).

2. GaAs/AlAs alloys

The same approach that was used for GaAs/AlAs super-lattice was also used to clarify the results of Raman measurements in GaAs/AlAs homogeneous alloys. The Raman spectra has two distinct peaks, corresponding to the vibrations of each cationic species separately. This behavior is called *two-mode* and is typical of all $A_xB_{1-x}C$ III-V alloys, with the exception of $Ga_xIn_{1-x}P$. The peaks are shifted and asymmetrically broadened with respect to the pure materials. This asymmetry was interpreted assuming that Raman-active phonon modes are localized on a scale ~ 100 Å, but such assumption was challenged by other experimental results indicating that phonons have well-defined momentum and are coherent over distances > 700 Å. The results of simulations using a 512-atom super-cell (Fig. 8) clearly indicate that the latter picture is the correct one (Baroni et al. 1990b).

3. Si/Ge super-lattices and alloys

Si/Ge super-lattices and alloys are more difficult not only to grow, but also as a subject of theoretical study, than GaAs/AlAs systems. The mass approximation in Si/Ge systems is quite poor, yielding errors of as much as 20 cm^{-1} for optic phonons. Moreover in Si/Ge systems the lattice parameters of the two components differ by as much as 4%, thus giving raise to sizable strain and atomic relaxations that must be taken into account. GaAs/AlAs systems instead are almost perfectly matched (their lattice mismatch is a modest 0.2%).

In order to achieve the same level of accuracy for Si/Ge systems as in GaAs/AlAs systems, one has to supplement the mass approximation with a correction that takes into account the effect of strain and of atomic relaxation. This goal is achieved by introducing higher-order interatomic force constants that are fitted to first-principles results for a few selected configurations (de Gironcoli 1992). More complex systems can then be simulated by suitable super-cells as in GaAs/AlAs. In this way the vibrational properties of Si_xGe_{1-x} were studied (de Gironcoli 1992). In particular it was shown that this approach is able to reproduce the Raman spectra in $Si_{0.5}Ge_{0.5}$, including the details due to the local arrangement of atoms, while the mean-field approach (Coherent Potential Approximation, or CPA) badly fails in reproducing the three-mode character of the spectra (de Gironcoli and Baroni 1992). The higher-order interatomic force constants were also used to study the vibrational properties of ideal and realistically intermixed Si/Ge super-lattices (de Gironcoli et al. 1993, Schorer et al. 1994, de Gironcoli and Molinari 1994).

4. AlGaN alloys

The zone-center vibrational properties of wurtzite $Al_xGa_{1-x}N$ alloys, over the entire range of composition from pure GaN to pure AlN, were studied by Bungaro and de Gironcoli (2000) using the mass approximation and the arithmetic average of the interatomic force constants of the two pure materials previously calculated by Bungaro et al. (2000). While some of the alloy modes display a two-mode like behavior, do not preserve a well-defined symmetry and have a large broadening, the LO modes, instead, display a one-mode behavior and have a well defined symmetry, small broadening, and a pronounced dependence of the frequency upon alloy composition. Therefore these modes are proposed as the best candidates for the compositional characterization of the alloy (Bungaro and de Gironcoli 2000).

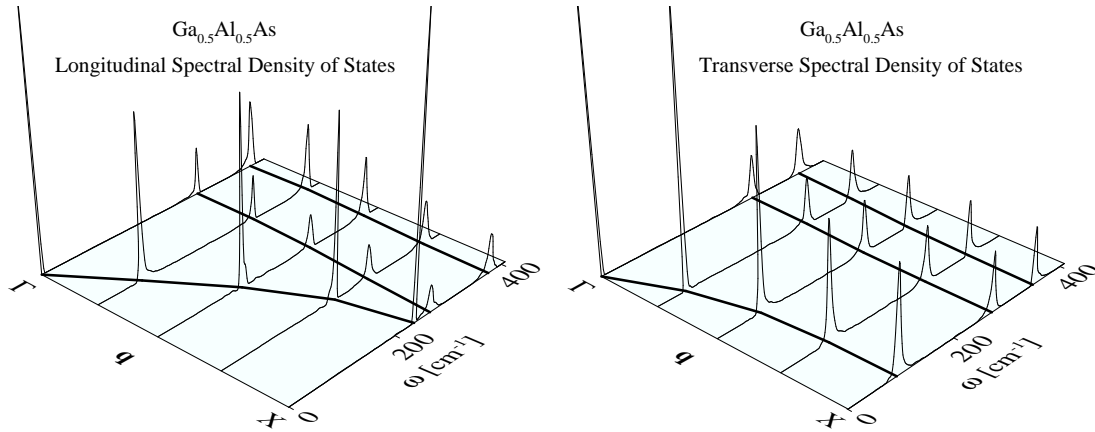


FIG. 8. Spectral densities of states of $\text{Ga}_{0.5}\text{Al}_{0.5}\text{As}$ along the $\Gamma - X$ direction. The position of the peaks are indicated by the solid lines in the ω - q plane. (Reproduced from Baroni et al. (1990b).)

5. GaP/InP alloys

A different approach to study phonons in semiconductor alloys uses suitably chosen small super-cells, the *special quasi-random structures* (Zunger et al. 1990), to simulate a disordered system. The evolution of the vibrational properties in GaP/InP systems with long-range order was studied using such approach (with a 16-atom cell) to calculate the phonon spectra of random $\text{Ga}_{0.5}\text{In}_{0.5}\text{P}$ (Ozolins and Zunger 1998). The phonon spectra of pure GaP, InP, and of CuPt-type ordered GaInP_2 were calculated for comparisons. It was found that ordered GaInP_2 and $\text{Ga}_{0.5}\text{In}_{0.5}\text{P}$ have qualitatively different phonon spectra: ordered GaInP_2 exhibits a two-mode behavior, with two GaP-like and two InP-like phonon modes, while disordered $\text{Ga}_{0.5}\text{In}_{0.5}\text{P}$ exhibits a *pseudo-one-mode* behavior: two LO modes, one of GaP and another of mixed GaP/InP character, appear, while the TO modes of GaP and InP have merged into a single alloy mode. This is in remarkable agreement with experiments (Ozolins and Zunger 1998).

6. Localized vibrations at defects

Localized vibrational modes of impurities contain a wealth of information on the local structure of the defect. Their analysis requires an accurate knowledge of the phonon spectra of the host crystal. The interpretation of the isotopic fine structure of substitutional impurities in III-V semiconductors was performed using DFPT for the bulk crystal and a Green's function technique, with results that are far superior to those obtained using model calculations (Robbie et al. 1995). With these techniques,

the host isotope fine structure of $^{12}\text{C}:\text{As}$ and $^{11}\text{B}:\text{As}$ local modes in GaAs (Robbie et al. 1995), of the As:P gap mode (Grosche et al. 1995) and of B:Ga gap and local modes in GaP (Robbie et al. 1996) were successfully analyzed.

C. Lattice vibrations at surfaces

Most DFPT calculations on surface phonons focussed on semiconductor surfaces (Fritsch and Schröder 1999, Eckl et al. 1997b, Stigler et al. 1998). Calculations were performed for GaAs(110) (Fritsch et al. 1993), InP(110) (Fritsch et al. 1995a), GaP(110) and InAs(110) (Eckl et al. 1997a), InSb(110) (Buongiorno Nardelli et al. 1995b); for Si(111) (Ancilotto et al. 1991); for Si(001) (Fritsch and Pavone 1995) and Ge(001) (Stigler et al. 1997); for H-covered (110) surfaces of GaAs, InP (Fritsch et al. 1995b), and of GaP, InAs (Eckl et al. 1997b); for H- and As-covered Si(111) (1×1) surfaces (Eckl et al. 1997b, Honke et al. 1996b); for Ga- and B-covered Si(111) ($\sqrt{3} \times \sqrt{3}$) R30 (Eckl et al. 1997b); for Ge on GaAs(110) (Honke et al. 1996a); for As-covered (110) surfaces of GaAs, GaP, InAs, InP (Fritsch et al. 2000). The work on semiconductor surface phonons has been described in a recent extensive review article (Fritsch and Schröder 1999). In Fig. 9 we show an example of the accuracy that can be reached by these calculations in III-V surfaces.

Other DFPT calculations were performed for H-covered and clean W(110) surfaces (Bungaro et al. 1996), for Be(0001) (Lazzeri and de Gironcoli 1998) and for Ag(111) (Xie et al. 1999b) surfaces. The description of

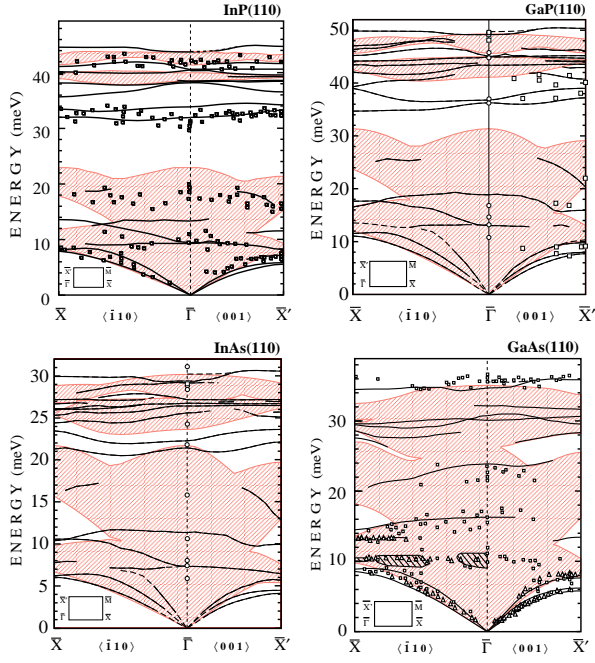


FIG. 9. Phonon dispersion of InP, GaP, InAs, and GaAs(110). The large shaded area represents the surface projected bulk states. Surface-localized and resonant modes are indicated by *solid* and *dashed* lines. The squares and triangles represent data from HREELS and HAS, respectively. Earlier LDA-results are indicated by circles. (Reproduced from Eckl et al. (1997b).)

the two latter works is deferred to Sec.V.E.3.

The hydrogen-covered (110) surface of W exhibits phonon anomalies, clearly caused by H adsorption, whose nature is still unclear. An anomaly in the upper Rayleigh phonon branch along the (001) direction is observed both in Helium-atom scattering (HAS) and in electron energy-loss (EELS) spectra. In the lower branch, a similar anomaly is observed by EELS, whereas a much deeper one is only detected by HAS. DFPT calculations (Bungaro et al. 1996) yield excellent agreement with both HAS and EELS for the upper anomalous branch, and with EELS for the lower branch, provided that a careful sampling of the surface BZ is performed. Such anomalies are interpreted as due to Fermi-surface nesting (Kohn anomaly). However the calculations do not predict the deep anomaly in the lower branch observed by HAS, whose nature is still not clear. As a byproduct of these calculations, the phonon dispersions for bulk bcc W and for the clean (110) surface are calculated, and both are found in excellent agreement with experiments (Bungaro et al. 1996).

D. Soft phonons and pressure-induced lattice transformations

Many phase transitions, both induced by pressure and by temperature, are driven by a lattice instability. This may be an elastic instability (leading to a change of shape of the unit cell) or a phonon instability (a *soft phonon*, whose energy goes to zero). When soft phonons have a nonzero \mathbf{k} vector (usually at the border of the BZ) the distortion that sets up causes an increase of the dimension of the unit cell. The identification of the soft phonon responsible for the phase transition is only the first step in understanding the phase transition. The next step is usually the construction of a realistic model that takes into account all the relevant anharmonic interactions responsible for the stabilization of the low-symmetry structure (these may include coupling with the strain, multiple soft modes, and so on).

The earliest calculation using DFPT of a phonon instability was performed on narrow-gap semiconductors GeTe, SnTe, PbTe (Zein et al. 1992). The first two exhibit a transition for a high-temperature cubic rocksalt phase to a low-temperature rhombohedral phase, respectively at $T \sim 700K$ and $T \sim 140K$. The calculation of the dielectric and zone-center phonons in the cubic phase yields negative values for ω_{TO} in GeTe and SnTe and an anomalously low value in PbTe, consistently with experimental observations.

1. Ferroelectrics

The ferroelectric transition in perovskite materials, whose most famous example is BaTiO₃, is closely related to a lattice instability. In ferroelectrics (and in general in temperature-induced phase transitions) anharmonicity plays a fundamental role: harmonic calculations generally yield a negative frequency for the soft mode at zero temperature. At higher temperature, anharmonicity stabilizes the soft mode. Accurate phonon calculations are in any case the starting point to construct an effective Hamiltonian for the ferroelectric transition through the use of a localized, symmetrized basis set of *lattice Wannier functions* (Rabe and Waghmare 1995). These are the phonon analogous of electronic Wannier functions for electrons. Furthermore, the mapping of the phonon instabilities in the full BZ gives a real space picture of the ferroelectric instability, even when it involves coordinated atomic displacements in several unit cells.

Ferroelectric phase transitions were studied using DFPT in Barium Titanate, BaTiO₃ (Ghosez et al. 1997), Potassium Niobate, KNbO₃ (Yu and Krakauer 1995, Wang et al. 1996b), Strontium Titanate, SrTiO₃ (LaSota et al. 1997), Lead Titanate, PbTiO₃ (Waghmare et al. 1997), Lead Zirconate, PbZrO₃ (Ghosez et al. 1999).

In KNbO_3 phonons at the Γ point, effective charges and dielectric tensor were calculated for the cubic, tetragonal and rhombohedral perovskite structure. In the hypothetical cubic structure soft modes are present, one of these mode is stabilized in the experimentally observed tetragonal structure, and all of them are stable in the rhombohedral structure that turns out to be the most stable one. An effective Hamiltonian is constructed with lattice Wannier function by (Waghmare et al. 1998). For the cubic structure a complete mapping of the phonon dispersion in the Brillouin zone has been computed. The results show a soft mode dispersion that exhibits an instability of a pronounced two dimensional nature in reciprocal space and suggest a one-dimensional chain type instability oriented along the (100) direction of displaced Nb atoms (Yu and Krakauer 1995). Similar phonon dispersions and chain type instability were also found in BaTiO_3 (Ghosez et al. 1998a).

SrTiO_3 exhibits both ferroelectric and anti-ferrodistortive instabilities. In the cubic structure, phase space of the ferroelectric instability is greatly reduced compared to KNbO_3 . Anti-ferrodistortive instabilities exist in one-dimensional cylindrical tubes extending along the entire $R-M-R$ line in the BZ. The one-dimensional character of these tubes corresponds to real space planar instabilities characterized by rotations of oxygen octahedra (LaSota et al. 1997).

In PbTiO_3 , phonons at Γ, R, X, M for the cubic structure are used to construct lattice Wannier functions for an effective Hamiltonian. In contrast with the results for BaTiO_3 and KNbO_3 , a significant involvement of the Pb atom in the lattice instability is found. Monte Carlo simulations for this Hamiltonian show a first-order cubic-tetragonal transition at 660 K. The resulting temperature dependence of spontaneous polarization, c/a ratio, and unit-cell volume near the transition are in good agreement with experiment. Both coupling with strain and fluctuations are necessary to produce the first-order character of this transition (Waghmare et al. 1997).

The full phonon dispersion relations of PbTiO_3 and of PbZrO_3 in the cubic perovskite structure were computed and compared with previous results for Barium Titanate in Ghosez et al. (1999). The comparison (see Fig. 10) shows that the change of a single constituent has a deep effect on the character and dispersion of unstable modes, with significant implications for the nature of the phase transitions and the dielectric and piezoelectric responses of the compounds. The unstable localized ferroelectric mode of PbTiO_3 has a much weaker dispersion with respect to BaTiO_3 . As a consequence the ferroelectric distortion is almost isotropic in real space. Furthermore, there is an anti-ferrodistortive instability at the R point, not present in BaTiO_3 or KNbO_3 . In PbZrO_3 the ground state is anti-ferroelectric and is obtained by freezing mainly modes at R and Σ . The phonon dispersions

show therefore even more pronounced instabilities. The unstable branches are dominated by Pb and O displacements. Examination of the interatomic force constants in real space for the three structures PbTiO_3 , PbZrO_3 and BaTiO_3 shows that while most are very similar, it is the difference in a few key interactions which produces the observed changes in the phonon dispersions. This suggests the possibility of using the transferability of force constants to predict the lattice dynamics of perovskite solid solutions.

2. Pressure-induced phase transitions

The subject of pressure-induced phase transitions has become increasingly important since the invention of the diamond anvil cell. Beyond a fundamental interest, the behavior of matter at very high pressure (such as those found in the interiors of the earth and of other planets) is relevant in geology and astronomy.

Contrary to what happens in temperature-induced phase transitions, anharmonicity does not necessarily play an important role in pressure-induced phase transitions. One or more harmonic frequencies may become soft as a consequence of the changes in volume and in the atomic positions caused by applied pressure. It is therefore important to determine if phonon instabilities occur and if they occur at lower or higher pressure with respect to other possible instabilities.

a. Cesium Halides

Cesium Halides— CsI , CsBr , CsCl —crystallize in the cubic B2 structure at low pressure. Under high pressure, CsI makes a continuous transition to a lower-symmetry phase, whose onset is as low as $P \simeq 15$ GPa. The lower-symmetry phase was originally thought to be tetragonal, but it was later identified as an orthorhombic phase, approaching an hexagonal closed-packed structure with increasing pressure (Mao et al. 1989, Mao et al. 1990). CsBr has also a phase transition around $P = 53$ GPa, while it is not clear if such a transition is present in CsCl .

A detailed study of the phonon spectra and of the elastic stability of CsI (see Fig. 11) reveals that an elastic instability leading to a cubic to tetragonal transition is in competition with a phonon instability of zone-boundary M_5^- modes (Buongiorno Nardelli et al. 1995a). In the framework of Landau theory, a phenomenological model for the free energy around the transition can be set up using the results from first-principles calculations. Group theory allows one to restrict the search for minimum-energy structures to those whose symmetry group is a subgroup of the group of the undistorted structure. The resulting model is still quite complex: the order parameter (the amplitude of the soft phonons)

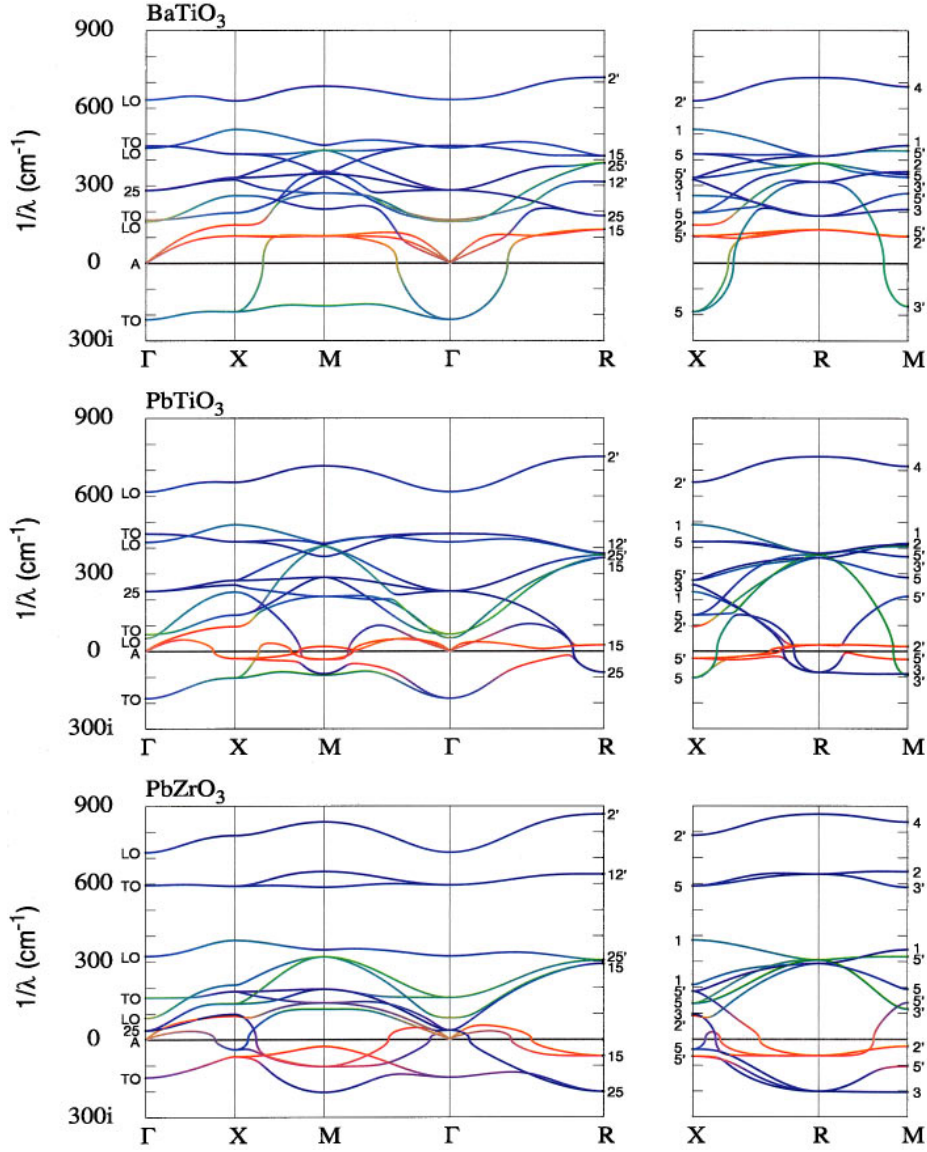


FIG. 10. (Color) Calculated phonon dispersion relations of BaTiO_3 , PbTiO_3 , and PbZrO_3 along various high symmetry lines in the simple cubic BZ. A color has been assigned to each point based on the contribution of each kind of atom to the associated dynamical matrix eigenvector (red for the A atom, green for the B atom, and blue for the oxygen). (Reproduced from Ghose et al. (1999).)

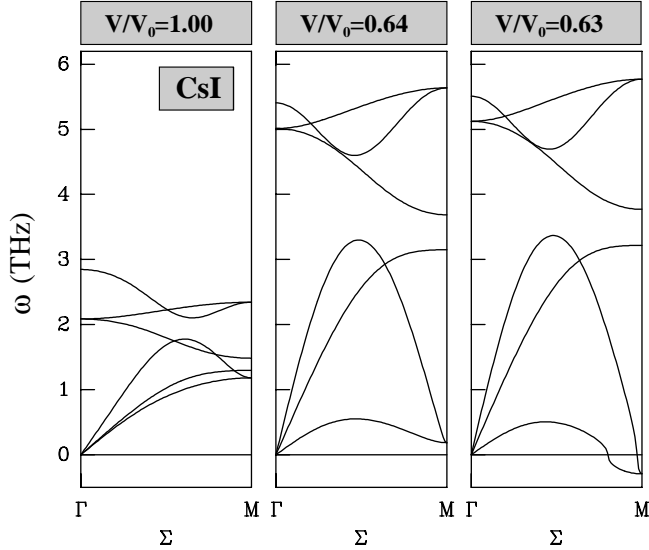


FIG. 11. Phonon dispersion relation along the Σ (110) for CsI at equilibrium volume and just above and below the softening pressure of the M_5^- acoustic mode. *Negative* frequencies actually mean *imaginary* (i.e. negative squared frequencies). (Reproduced from Buongiorno Nardelli et al. (1995a).)

is six-dimensional. The coupling between phonons and strain plays a crucial role in favoring in CsI the transition to an orthorhombic structure, driven by a soft phonon, with respect to the tetragonal one. In CsBr, instead, the elastic instability leading to the cubic to tetragonal transition may occur before the phonon instability. Finally, in CsCl no softness of the zone-boundary phonons and a very weak tendency towards the elastic instability is observed (Buongiorno Nardelli et al. 1995a).

b. Cesium Hydride

Like most alkali hydrides, CsH crystallizes in the rock-salt (cubic B1) structure and undergoes a transition to the CsCl (cubic B2) structure under moderate pressure. A second transition from the B2 structure to a new orthorhombic phase (assigned to a CrB structure, space group D_{2h}^{17}) has been observed in CsH at $P \sim 17$ GPa (Ghandehari et al. 1995). In Saitta et al. (1997) it is shown that this first-order transition is intimately related to a displacive second-order transition (driven by a soft phonon at the M point of the BZ, M_2^-) which would occur upon application of a shear strain to the (110) planes.

c. Silicon Dioxide

Silicon Dioxide exists in a large number of different phases, both crystalline and amorphous. A surprising and still not fully understood phenomenon (observed in many other materials as well) is pressure-

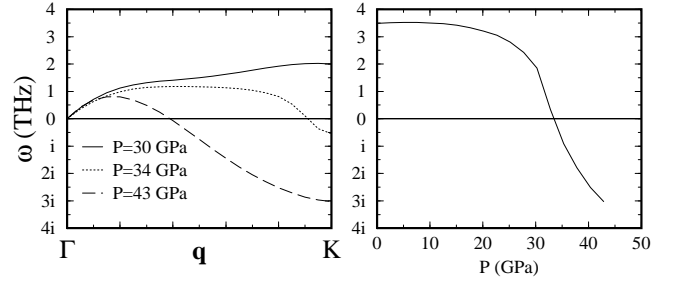


FIG. 12. Left panel: α -quartz phonon spectra along the $\Gamma-L$ line for the soft mode at $P=30$ GPa (solid), $P=34$ GPa (dotted), $P=43$ GPa (dashed). Right panel: dependence of the soft-mode frequency at the K point upon pressure. (Reproduced from Baroni and Giannozzi (1998).)

induced amorphization, taking place for SiO_2 at room temperature with an onset around 15-25 GPa (Kingma et al. 1993a, Kingma et al. 1993b). DFPT calculations (Fig. 12) show that a zone-boundary phonon, at the K point of the BZ, becomes soft at $P \sim 30$ GPa (Baroni and Giannozzi 1998). The relevance of this fact to pressure-induced amorphization is still unclear. Baroni and Giannozzi (1998) suggested that the extreme flatness of the acoustic phonon band whose edge goes soft may be related to the strange behavior of amorphization. The iso-structural compound AlPO_4 berlinite, which undergoes a similar pressure-induced amorphization, has also a soft phonon at the K point of the BZ (Baroni and Giannozzi unpublished), and displays a similar—although less pronounced—flattening of the acoustic band just before amorphization.

The stability of stishovite (tetragonal rutile structure) under high pressure was studied in Lee and Gonze (1997). Both a ferro-elastic instability to the orthorhombic CaCl_2 phase and a softening of the B_{1g} phonon mode at Γ were found. The former precedes the latter, at $P = 64$ GPa, thus leading to a second-order transition to the CaCl_2 structure.

d. Semiconductors

In $A^N B^{8-N}$ octet semiconductors, one would expect a sequence of transitions with increasing pressure into the structures of more ionic binary compounds: zincblende \rightarrow NaCl \rightarrow β -tin. Earlier experimental and theoretical data supported this picture. However newer and more accurate angle-dispersive x-ray measurements have revealed that the high-pressure structures of most III-V semiconductors are more complex than expected on the basis of this simple picture. The reason is that the NaCl and β -tin structures may become unstable with respect to lattice instabilities (soft phonons). In Ozolins and Zunger (1999) the systematic absence of the NaCl phase for all covalent compounds below a critical ion-

icity value is explained in terms of the instability of a zone-boundary transverse acoustic (TA) phonon at the X point, leading to a $Cmcm$ phase. The β -tin structure turns out to be unstable for all but the most covalent compound due to the presence of a phonon anomaly along the c -axis direction in the LO branch (Ozolins and Zunger 1999). A similar approach (Kim et al. 1999) shows that in most III-V semiconductors the CsCl structure, that was believed to follow the β -tin structure at very high pressure, is actually unstable for GaP, GaAs, InP, and InAs, due to the softening of TA phonons at the M point. A Landau analysis of the phase transition leads to two candidate high-pressure structures, respectively the InBi and the AuCd structure.

The softening of zone boundary TA modes in Germanium was studied both experimentally with inelastic neutron scattering and theoretically with DFPT calculations in Klotz et al. (1997). The softening is prevented by an unrelated first order transition to the β -tin structure occurring at $P = 9.7$ GPa.

e. Solid Hydrogen

The nature of the high-pressure phases of solid hydrogen is a fascinating subject. In the gas and diluted solid phases, quantum effects are very important and the homo-polar H_2 molecules, interacting via electric quadrupole-quadrupole interactions, freely rotate even at low temperature. Upon compression solid Hydrogen undergoes a first transition to a broken-symmetry phase (phase II) where the molecule rotation is frozen. At $P \sim 150$ GPa Hydrogen undergoes a second transition from phase II to a phase III, not clearly identified, experimentally characterized by a strong increase in IR activity in the vibronic range. A theoretical study combining constant-pressure ab initio molecular dynamics and density-functional perturbation calculations (Kohanoff et al. 1999) addressed this transition and found that phase II (identified as a quadrupolar $Pca2_1$ hcp phase) becomes unstable due to a zone boundary soft phonon. The resulting candidate structures for phase III have larger unit cells, accounting for the many libronic peaks experimentally observed, and much larger effective charges, leading to a strongly increased IR activity, as observed experimentally.

f. Metals

The lattice dynamics of the bcc and fcc phases of W under pressure was studied in Einarsdotter et al. (1997). The bcc phase is stable at zero pressure. Under applied pressure, the bcc phase develops phonon softening anomalies for $P \sim 1200$ GPa. At this pressure, however, the fcc and hcp phases have a lower enthalpy than the

bcc phase. The fcc phase of W has elastic instabilities at zero pressure that stabilize with increasing pressure before its enthalpy becomes lower than that of the bcc phase.

Phonon instabilities in bcc Sc, Ti, La, Hf were studied in Persson et al. (2000). These metals exhibit hexagonal (Sc, Ti, Hf) or double hexagonal (La) closed-packed structure at low temperature, while at high temperature they become bcc.

3. Other phase transitions

In the substitutionally disordered narrow-gap semiconductor $Pb_{1-x}Ge_xTe$, a finite-temperature cubic-to-rhombohedral transition appears above a critical concentration $x \sim 0.005$. A hypothetical ordered cubic Pb_3GeTe_4 super-cell is studied as a model for such alloy (Cockayne and Rabe 1997). Unstable lattice modes are found, dominated by off-centering of the Ge ions coupled with displacements of their neighboring Te ions. A model Hamiltonian for this system (using the lattice Wannier function formalism) is constructed and studied via Monte Carlo Simulations. A transition temperature of ~ 620 K is found for the cubic model, compared to the experimental value of ~ 350 K for the alloy.

E. Thermal properties of crystals and surfaces

The knowledge of the entire phonon spectrum granted by DFPT enables the calculation of several important thermodynamical quantities and of the relative stability of different phases as functions of temperature. The first calculation of a thermal property (expansion coefficients in Si) using DFPT dates back to 1989 (Fleszar and Gonze 1989).

The thermodynamical properties of a system are determined by the appropriate thermodynamical potential relevant to the given ensemble. In the ensemble where the sample volume and temperature are independent variables, the relevant potential is the Helmholtz free energy, $F = E - TS$. For a solid in the adiabatic approximation the free energy can be written as the sum of an electronic and a vibrational term. The electronic entropy contribution is easily evaluated in metals, although usually neglected, whereas it is totally negligible for insulators: $F_{el} \simeq E_{el}$. The key quantity to calculate in order to have access to the thermal properties and to the phase stability is the vibrational free energy F_{ph} .

Far from the melting point, the vibrational free energy, F_{ph} , can be conveniently calculated within the *quasi-harmonic approximation* (QHA). This consists in calculating F_{ph} in the harmonic approximation, retaining only the implicit volume dependence through the frequencies:

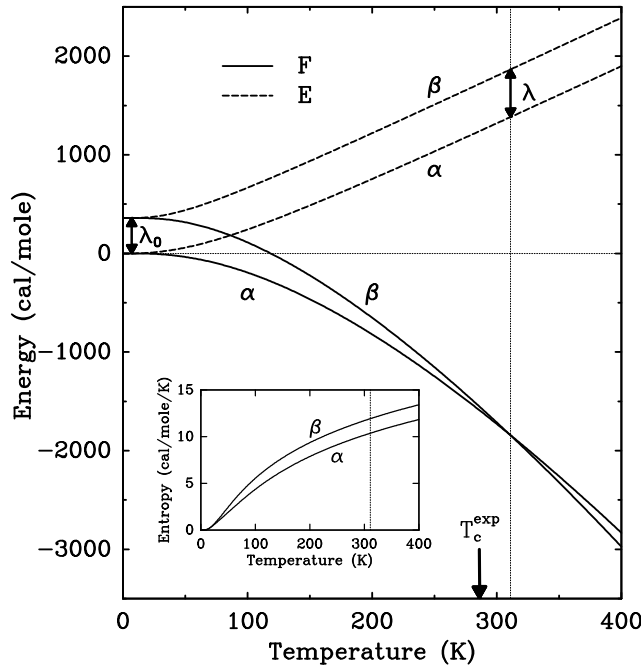


FIG. 13. Lower panel: Zero-pressure free-energy (solid lines) and internal-energy (dashed lines) curves for the α and β phases of Tin as functions of temperature. The thin vertical dotted line indicates the theoretical transition temperature, while the experimental value for T_c is shown by the arrow. $\lambda_0 = 359$ cal/mole is the $T = 0$ K free-energy difference—including the zero-point contribution—while $\lambda = 482$ cal/mole indicates the latent heat adsorbed in the $\alpha \leftrightarrow \beta$ transition. Finally, the inset displays the temperature dependence of the vibrational entropies of the two phases. (reproduced from Pavone et al. (1998).)

$$F_{ph}(T, V) = -k_B T \log \left(\text{Tr} e^{-\mathcal{H}_{ph}(V)/k_B T} \right), \quad (173)$$

where $\mathcal{H}_{ph}(V)$ is the phonon hamiltonian at a given volume. In terms of the phonon spectra, F_{ph} can be written as

$$F_{ph}(T, V) = -k_B T \sum_{i, \mathbf{k}} \log \left(\sum_n e^{-(n+1/2)\hbar\omega_{i\mathbf{k}}(V)/k_B T} \right). \quad (174)$$

Once the sum over occupation numbers n is performed, one gets the final formula:

$$F_{ph}(T, V) = k_B T \sum_{i, \mathbf{k}} \log [2 \sinh (\hbar\omega_{i\mathbf{k}}(V)/2k_B T)]. \quad (175)$$

In practical calculations, the force constants are calculated at a few volumes and interpolated in between to get the volume dependence. Once the phonon spectra on the entire BZ is available, the calculation of F_{ph} reduces to a straightforward integration over the BZ.

The QHA accounts only partially for the effects of the anharmonicity, through the volume dependence of the

phonon spectra (this is clearly an anharmonic effect: the perfect harmonic crystal would have no volume expansion with the temperature) but it turns out to be a very good approximation at temperatures not too close to the melting point.

The quantities that can be calculated in the QHA include equilibrium lattice parameters and elastic constants, specific heat, thermal expansion coefficients, as a function of the temperature. Corrections due to quantum fluctuations (*zero-point motion*) at zero temperature can be estimated as well. The comparison of the free energies of different phases (not related by symmetry relations, unlike those considered in V.D) yields the relative stability as a function of the pressure and of the temperature. Most calculations in this field have been performed on simple systems, but there are a few examples of applications to surfaces, notably to anomalous thermal expansion.

1. Metals

The equilibrium lattice parameter and thermal expansion coefficients for bcc Li and fcc Al and Na were computed in Quong and Liu (1997). The relative stability of the various polymorphs of Li (bcc, fcc, hcp, 9R) was examined in Liu et al. (1999). It is found that the transformation from the 9R structure at low temperatures to the bcc phase upon heating is driven by the large vibrational entropy associated with low-energy phonon modes in bcc Li. The strength of the electron-phonon interaction in Li is calculated and found to be significantly reduced in the low-temperature 9R phases as compared to the bcc phase, consistently with the observed lack of a super-conducting transition in Li (Liu et al. 1999).

The thermal properties of fcc Ag, plus the Grüneisen parameters, were calculated in Xie et al. (1999a).

The α - β phase transition in Tin was studied in Pavone et al. (1998). At $T = 0$ K the free energy of the β phase lies ~ 359 cal/mole above that of the α structure. The narrower frequency range spanned by the vibrational band in the β phase makes its entropy larger at high temperature. As a consequence, the free energies of the two phases, shown in Fig. 13, equal each other at a temperature of ~ 38 C, in close agreement with the observed transition temperature $T_c = 13$ C (Pavone et al. 1998).

2. Semiconductors and Insulators

Calculations were reported of the thermal properties, plus the Grüneisen parameters, of Si (Rignanese et al. 1996); of the thermal expansion coefficients of Diamond (Pavone et al. 1993); of the thermal expansion coefficient and specific heat of cubic SiC in the 3C structure (Karch et al. 1994).

In Diamond, thermal properties were calculated at high pressure, up to 1000 GPa (Xie et al. 1999c). The P-V-T equation of states has been calculated from the Helmholtz free energy. The thermal expansion coefficient is found to decrease with the increase of pressure, and at ultrahigh pressure (700 GPa), Diamond exhibits a negative thermal expansion coefficient at low temperatures.

The temperature dependence of the diamond- β -Tin phase transition in Si and Ge, that occurs under pressure at ~ 10 GPa, was calculated in Gaál-Nagy et al. (1999) using the QHA.

Thermal properties (specific heat, entropy, phonon contribution to the free energy, atomic temperature factors) for SiO_2 in the α -quartz phase and in the high-pressure stishovite phase were calculated in Lee and Gonze (1995).

The ability of the QHA to yield thermodynamical properties of materials over a considerable pressure-temperature regime was asserted in recent papers (Karki et al. 1999, Karki et al. 2000). In these works the thermoelastic properties of MgO was calculated over a wide range of pressure and temperature. Thermodynamical potentials and several derived quantities (such as the temperature dependence of elastic constants at high pressures) were computed and successfully compared with experimental data (Karki et al. 1999, Karki et al. 2000).

3. Surfaces

The thermal expansion of surfaces was calculated for Ag(111) (Xie et al. 1999b) and for Be(0001) (Lazzeri and de Gironcoli 1998).

In Ag(111) the top-layer relaxation changes from an inward contraction (-0.8%) to an outward expansion (+6.3%) as the temperature increases from $T = 0$ K to 1150 K, in agreement with experimental findings. The calculated surface phonon dispersion curves at room temperature are in good agreement with Helium-scattering measurements (Xie et al. 1999b).

At the Be(0001) surface, an anomalously large thermal expansion was recently observed in low-energy electron diffraction experiments. The calculations were tested in bulk Be, where they describe very well the thermal expansion, and checked against first-principles molecular dynamics simulations for the surface. The large thermal expansion is not found. The discrepancy could be explained assuming that the actual surface is less ideal than assumed (Lazzeri and de Gironcoli 1998).

4. Alloys

The vibrational contribution to the free energy is known to affect the phase stability of alloys. The importance of such effect was examined in two metallic alloys,

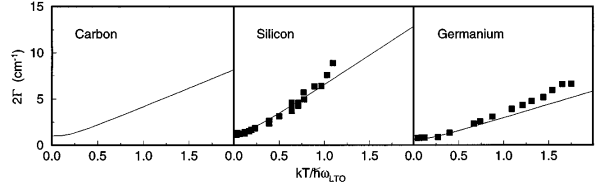


FIG. 14. temperature dependence of the full width at half maximum, 2Γ , of the zone-center optical phonon in Diamond, Si, and Ge. Solid lines are the result of DFPT calculation; squares represents experimental data. (Reproduced from Debernardi et al. (1995).)

the Cu-Au system (Ozolins et al. 1998) and the Re-W systems (Persson et al. 1999).

Cu-Au systems were studied using a combination of DFPT and of cluster expansion methods. The vibrational free energy of the alloy is calculated by a cluster expansion over a small set of representative ordered structures having small super-cells, quite in the same way as the configurational free energy is calculated. Anharmonic effects are taken into account through the QHA. The results indicate that the vibrational free energy contributes significantly to the phase stabilities and thermodynamic functions of the CuAu system. In particular it tends to stabilize the compounds and alloys with respect to the phase-separated state, and lowers the order-disorder transition temperatures. It is found out that the vibrational free energy, not the vibrational entropy, is the relevant quantity, due to the larger thermal expansion coefficients of the alloy with respect to the ordered ground states (Ozolins et al. 1998).

A somewhat similar approach was applied to the study of the dynamical and thermodynamical stability of the bcc and fcc disordered $\text{Re}_x\text{W}_{1-x}$ system. As a byproduct, the phonon dispersion curves for fcc and bcc Re were calculated. Fcc Re is dynamically stable but has pronounced phonon anomalies; bcc Re exhibits phonon instabilities in large parts of the BZ, similar to those found in fcc W. Due to the instabilities in bcc Re and fcc W the vibrational entropy, and therefore the free energy, is undefined. The problem is circumvented by using the virtual crystal approximation to calculate the phonon dispersions of disordered $\text{Re}_x\text{W}_{1-x}$ and by applying a concentration-dependent nonlinear interpolation to the force constants. A region where the bcc phase would become thermodynamically unstable towards a phase decomposition into disordered bcc and fcc phases is found (Persson et al. 1999).

F. Anharmonic effects

Third-order energy derivatives can be calculated directly from the linear response using the $2n + 1$ theorem

(See Sec. II.F). The first calculation of anharmonic force constants using DFPT and the $2n + 1$ theorem was performed for the lifetimes of zone-center optical phonons in Diamond, Si, and Ge (Debernardi et al. 1995) due to its anharmonic decay into two phonons of lower frequency. This is the main contribution to the line-width of such Raman-active modes, once isotopic and other inhomogeneous broadening contributions are subtracted. The temperature and pressure dependences of anharmonic lifetimes were calculated as well (see Fig. 14 for the former). The results are in good agreement with experimental data. The microscopic mechanisms responsible for the decay are found to be different for different materials and to depend sensitively on the applied pressure (Debernardi et al. 1995).

Subsequent work was performed in zinc-blende semiconductors GaAs, AlAs, GaP, InP (Debernardi 1998) and in SiC (Debernardi et al. 1999). In III-V semiconductors the line-width of Raman-active modes, both transverse and longitudinal, and their temperature dependence were computed. For longitudinal phonons a simple approximation consisting in neglecting the effect of the macroscopic electric field in the anharmonic terms yields good results (Debernardi 1998). In 3C (cubic zincblende) SiC the pressure dependence, up to 35 GPa, of the line-widths of the LO and TO modes at the BZ center was calculated. An anomalous behavior is found: the line-width of the transverse mode changes very little with pressure, while the longitudinal mode shows a monotonic increase up to 26 GPa, decreasing abruptly above this pressure. The results are in good agreement with new experimental data, up to 15 GPa (Debernardi et al. 1999).

A different approach to anharmonicity combines DFPT to calculate harmonic force constants and frozen phonons to calculate higher-order force constants through numerical differentiation. This approach is less elegant and more sensitive to numerical accuracy than the use of the $2n + 1$ theorem. However it allows to calculate quartic anharmonic terms and those third-order energy derivatives whose calculation with the $2n + 1$ theorem is hindered by technical difficulties, such as Raman cross sections in the nonresonant limit (Giannozzi and Baroni 1994). Such approach was first used to calculate the contribution of quantum fluctuations (zero-point motion) to the bulk modulus of Diamond, to the dielectric constant of Diamond, Si, Ge, and to calculate the temperature dependence of these quantities (Karch et al. 1996b). More recently, the anharmonic shift of the Raman frequency of Diamond and Si, in which both cubic and quartic anharmonic terms are equally important, have been calculated (Debernardi 1999). The temperature dependence of the Raman frequency and the contribution of zero-point motion are calculated as well as the Raman line-width. The same quantities were calculated in Ge using the $2n + 1$ theorem for the cubic terms and as-

suming that the quartic anharmonic force constants may be approximated by those of silicon (Lang et al. 1999).

G. Isotopic broadening of Raman lines

In the harmonic approximation, the effect of isotopic disorder or of isotopic substitution is only reflected in the change of masses in the dynamical matrix. The frequency shift caused by isotopic substitution depends on phonon displacements pattern and may be used as a probe of the latter. DFPT results were applied to the interpretation of Raman experiments in isotopically substituted C_{60} (Guha et al. 1994), in GaN (Zhang et al. 1997), and in SiC (Widulle et al. 1999).

Isotopic disorder is also responsible for a broadening and further shift of the Raman lines, beyond the virtual-crystal approximation which replaces the masses of each individual atom with their composition-averaged value. Disorder effects are usually treated within some kind of mean-field approximation (such as the Coherent Potential Approximation, or CPA). In Steininger et al. (1999) both the CPA and a super-cell approach were used to calculate the broadening of Raman peaks in Si, Ge, and α -Tin, using IFC's calculated from first principles.

In a recent work (Vast and Baroni 2000) a new method to study the effects of isotopic composition on the Raman spectra of crystals beyond mean-field approximation was presented. The Raman cross section is expressed as a diagonal element of the vibrational Green's function, which is accurately and efficiently calculated using the recursion technique. The method was applied to Diamond—where isotopic effects dominate over the anharmonic ones—as well as to Ge, where anharmonic effects are larger. In both case the results are in very good agreement with experiments (Vast and Baroni 2000).

Other effects of isotopic substitution appear beyond harmonic approximation. The molecular volume of crystals depends on isotopic masses through the zero-point motion. This is a tiny but measurable effect that can be calculated using the quasi-harmonic approximation (Sec. V.E). The dependence of the crystal lattice constant on isotopic composition was calculated for elemental semiconductors Diamond, Si, and Ge (Pavone and Baroni 1994) and for compound zincblende semiconductors GaAs and ZnSe (Debernardi and Cardona 1996). In the latter case, the temperature dependence of the derivatives of the lattice constant with respect to both the anion and the cation mass was computed, together with the linear thermal expansion coefficients and mode Grüneisen parameters.

The dependence of the Raman line-width in 3C-SiC on both isotopic composition and temperature for longitudinal and transverse modes is calculated in Debernardi and Cardona (1998). The line-widths exhibit a marked and nontrivial dependence on isotopic composition.

H. Vibrational broadening of electronic core levels

Phonons cause a temperature-dependent broadening of core-level spectra. The calculation of such broadening requires an accurate description of both phonon spectra and of core-excited electronic states. A theoretical framework to deal with such problem has been provided by Mäder and Baroni (1997), together with an application to the $1s$ core exciton of Diamond, for which a strong vibronic coupling is present. The *sudden approximation* (optical absorption and emission taking place in much shorter times than typical phonon response times) is assumed, leading to a Franck-Condon picture. The electronic and vibrational degrees of freedom are consistently treated using DFT. A suitable pseudo-potential, generated on the excited atomic configuration, allows to simulate the excited electronic states. Due to the large lattice distortion, anharmonicity cannot be neglected. In the limit of infinite core-hole lifetime, anharmonic effects are included within a self-consistent phonon approach. The Stokes shift for the $1s$ exciton level is found to be about 3 eV (the harmonic approximation would overestimate it by about 1.4 eV) and the phonon broadening is about 2 eV (Mäder and Baroni 1997).

VI. CONCLUSIONS AND PERSPECTIVES

The results reviewed in this paper witness the blossoming of ab-initio lattice-dynamical calculations in solids, based on density-functional (perturbation) theory. Our ability to predict from first-principles phonon-related properties of materials depends both on the accuracy of the ab-initio calculation of lattice vibrations, and on the quality of the approximations that are needed to relate these calculations to the specific property one is interested in (such as, *e.g.*, the electric conductivity or the temperature dependence of the crystal volume). The accuracy of the calculations can be appraised by comparing the calculated frequencies with infrared, Raman, or neutron-diffraction experiments. It is fair to state that lattice dynamics is the one field of solid-state physics where the accuracy of ab-initio calculations can compete with absorption or diffraction spectroscopies. Of course, it would be vain to put much effort in the calculation of quantities that can be measured with a comparable or better accuracy. The real value of first-principles calculations stems from their ability to provide unbiased predictions for those materials and in those cases which are not easily accessible to the experiment.

Even though necessarily over-simplified, the physical conditions of the *sample* being studied numerically are under our total control and can therefore be varied at will. This allows to assess to quality and validity of models that relate the atomistic and electronic structure

of materials, which is usually unknown, to their macroscopic, and experimentally accessible, properties. Once the accuracy of the calculated phonon frequencies has been assessed, the agreement of the predictions for derived quantities gives indications on the validity of the approximations used to derive them. In the case of the dependence of inter-atomic distances upon temperature, for instance, their comparison with experiment gives indications on the validity of the quasi-harmonic approximation used to calculate them. Rather surprisingly, it turns out that in a variety of cases, this approximation gives precise results up to near the melting temperature.

We conclude by arguing that the field of lattice-dynamical calculations based on density-functional perturbation theory is ripe enough to allow a systematic application of DFPT to systems and materials of increasing complexity. The availability to a larger community of scientists of the software necessary to perform such calculations will make them a routine ingredient of current research, much in the same way as it has occurred for standard DFT calculations over the past five years or so. Among the most promising fields of application, we mention the characterization of materials through the prediction of the relation existing between their atomistic structure and experimentally detectable spectroscopic properties; the study of the structural (in)stability of materials at extreme pressure conditions; and the prediction of the thermal dependence of different materials properties using the quasi-harmonic approximation.

ACKNOWLEDGMENTS

Finally, we would like to thank all those collaborators and friends of ours, mainly but not exclusively former SISSA students, who have greatly contributed to the development of this field and without whom this review would be much shorter or would never have been conceived at all. Among them, we are pleased to mention Marco Buongiorno Nardelli, Claudia Bungaro, Alberto Debernardi, Michele Lazzeri, Kurt Mäder, Pasquale Pavone, Andrea Testa, Raffaele Resta, and Nathalie Vast.

This work has been partially funded by Italian MURST through a COFIN99 project and *Progetti di ricerca di rilevante interesse nazionale*, and by INFN through *Iniziativa Trasversale Calcolo Parallelo*.

APPENDIX A: PLANE-WAVE PSEUDO-POTENTIAL IMPLEMENTATION

1. Pseudo-potentials

Norm-Conserving PP's are relatively smooth functions, whose long-range tail goes like $-Z_v e^2/r$ where Z_v

is the number of valence electrons. There is a different PP for each atomic angular momentum l :

$$\hat{V} = V_{loc}(r) + \sum_l V_l(r) \hat{P}_l, \quad (\text{A1})$$

where $\hat{P}_l = \sum_{m=-l}^l |lm\rangle\langle lm|$ is the projection operator on states of angular momentum l , $|lm\rangle$ being the angular state with (l, m) angular quantum numbers. Usually $V_{loc}(r) \simeq -Z_v e^2/r$ for large r so that the $V_l(r)$ are short-ranged. PP's in this form are called *semi-local*:

$$V(\mathbf{r}, \mathbf{r}') = V_{loc}(r) \delta(\mathbf{r} - \mathbf{r}') + \sum_{lm} Y_{lm}(\mathbf{r}) V_l(r) \delta(r - r') Y_{lm}^*(\mathbf{r}'), \quad (\text{A2})$$

where the $Y_{lm}(\mathbf{r}) = \langle \mathbf{r} | lm \rangle$ are the usual spherical harmonics.

PP's are usually recast into the Kleinman and Bylander (1982) *separable* form. Each PP is projected on to the atomic reference pseudo-wave-functions ϕ_l^{ps} :

$$\hat{V} = V_{loc} + V_L + \sum_l \frac{|V'_l \phi_l^{ps}\rangle \langle V'_l \phi_l^{ps}|}{\langle \phi_l^{ps} | V'_l | \phi_l^{ps} \rangle} \quad (\text{A3})$$

where $V_L(r)$ is an arbitrary function, $V'_l(r) = V_l(r) - V_L(r)$. By construction the original PP and the projected PP \hat{V} have the same eigenvalues and eigenvectors on the reference states ϕ_l^{ps} . The separable form may badly fail in some cases due to the appearance of spurious *ghost* states. Some recipes have been devised to avoid such problem (Gonze et al. 1990, Gonze et al. 1991).

2. Matrix elements

A PW basis set is defined as

$$\langle \mathbf{r} | \mathbf{k} + \mathbf{G} \rangle = \frac{1}{V} e^{i(\mathbf{k} + \mathbf{G}) \cdot \mathbf{r}}, \quad \frac{\hbar^2}{2m} |\mathbf{k} + \mathbf{G}|^2 \leq E_{cut}, \quad (\text{A4})$$

where the \mathbf{G} 's are reciprocal lattice vectors, \mathbf{k} is the wave-vector in the BZ, V is the crystal volume, and E_{cut} is the cutoff on the kinetic energy of the PW.

In the PW-PP implementation, Sec.III.A, we assume that the electron-ion potential $V_{ion}(\mathbf{r}, \mathbf{r}')$ is written as

$$V_{ion}(\mathbf{r}, \mathbf{r}') = \sum_{ls} v_s(\mathbf{r} - \mathbf{R}_l - \boldsymbol{\tau}_s, \mathbf{r}' - \mathbf{R}_l - \boldsymbol{\tau}_s) \quad (\text{A5})$$

where v_s is the PP for the s -th atomic species, whose general form is

$$v_s(\mathbf{r}, \mathbf{r}') = v_{s,loc}(r) \delta(\mathbf{r} - \mathbf{r}') + \sum_l v_{s,l}(\mathbf{r}, \mathbf{r}'). \quad (\text{A6})$$

The plane-wave matrix elements of the above operator are given by:

$$\begin{aligned} \langle \mathbf{k} + \mathbf{G} | v_s | \mathbf{k} + \mathbf{G}' \rangle &= \tilde{v}_{s,loc}(\mathbf{G} - \mathbf{G}') \\ &+ \sum_l \tilde{v}_{s,l}(\mathbf{k} + \mathbf{G}, \mathbf{k} + \mathbf{G}'), \end{aligned} \quad (\text{A7})$$

where:

$$\tilde{v}_{s,loc}(\mathbf{G}) = \frac{1}{\Omega} \int v_{s,loc}(r) e^{-i\mathbf{G} \cdot \mathbf{r}} d\mathbf{r}, \quad (\text{A8})$$

and

$$\tilde{v}_{s,l}(\mathbf{k}_1, \mathbf{k}_2) = \frac{1}{\Omega} \int e^{-i\mathbf{k}_1 \cdot \mathbf{r}} v_{s,l}(\mathbf{r}, \mathbf{r}') e^{i\mathbf{k}_2 \cdot \mathbf{r}'} d\mathbf{r} d\mathbf{r}'. \quad (\text{A9})$$

For PP's in the semi-local form, Eq. (A2):

$$v_{s,l}(\mathbf{r}, \mathbf{r}') = \hat{P}_l f_{s,l}(r), \quad (\text{A10})$$

and

$$\begin{aligned} \tilde{v}_{s,l}(\mathbf{k}_1, \mathbf{k}_2) &= \frac{4\pi}{\Omega} (2l+1) P_l(\hat{\mathbf{k}}_1 \cdot \hat{\mathbf{k}}_2) \\ &\times \int_0^\infty r^2 j_l(k_1 r) j_l(k_2 r) f_{s,l}(r) dr, \end{aligned} \quad (\text{A11})$$

where the j_l 's are spherical Bessel functions, the P_l 's are Legendre polynomials of degree l .

For PP's in the separable form, Eq. (A3):

$$v_{s,l}(\mathbf{r}, \mathbf{r}') = c_{s,l} \beta_{s,l}^*(\mathbf{r}) \beta_{s,l}(\mathbf{r}'), \quad (\text{A12})$$

and

$$\tilde{v}_{s,l}(\mathbf{k}_1, \mathbf{k}_2) = c_{s,l} \tilde{\beta}_{s,l}^*(\mathbf{k}_1) \tilde{\beta}_{s,l}(\mathbf{k}_2) \quad (\text{A13})$$

where the $\tilde{\beta}(\mathbf{k})$'s are the Fourier transform of $\beta(\mathbf{r})$, as in Eq. (A8).

The matrix elements between PW's of the derivatives of the ionic potential, Eq. (88), are

$$\begin{aligned} \left\langle \mathbf{k} + \mathbf{q} + \mathbf{G} \left| \frac{\partial V_{ion}}{\partial u_s^\alpha(\mathbf{q})} \right| \mathbf{k} + \mathbf{G}' \right\rangle &= \\ &- i(q_\alpha + G_\alpha - G'_\alpha) e^{-i(\mathbf{q} + \mathbf{G} - \mathbf{G}') \cdot \boldsymbol{\tau}_s} \\ &\times \left(\tilde{v}_{s,loc}(\mathbf{q} + \mathbf{G} - \mathbf{G}') \right. \\ &\left. + \sum_l \tilde{v}_{s,l}(\mathbf{k} + \mathbf{q} + \mathbf{G}, \mathbf{k} + \mathbf{G}') \right). \end{aligned} \quad (\text{A14})$$

The screening contribution to $\partial V_{SCF} / \partial u_s^\alpha(\mathbf{q})$, which is a local potential in DFT, can be advantageously evaluated in real space and transformed back to reciprocal space by FFT techniques.

The matrix elements of the commutator $[H_{SCF}, \mathbf{r}]$ between PW's are:

$$\begin{aligned} \langle \mathbf{k}_1 | [H_{SCF}, \mathbf{r}] | \mathbf{k}_2 \rangle &= \frac{\hbar^2}{m} \mathbf{k}_1 \delta_{\mathbf{k}_1 \mathbf{k}_2} \\ &- i \sum_{s,l} e^{-i(\mathbf{k}_1 - \mathbf{k}_2) \cdot \boldsymbol{\tau}_s} \left(\frac{\partial}{\partial \mathbf{k}_1} + \frac{\partial}{\partial \mathbf{k}_2} \right) \tilde{v}_{s,l}(\mathbf{k}_1, \mathbf{k}_2), \end{aligned} \quad (\text{A15})$$

where $\delta_{\mathbf{k}_1\mathbf{k}_2} = 1$ if $\mathbf{k}_1 = \mathbf{k}_2$, $\delta_{\mathbf{k}_1\mathbf{k}_2} = 0$ otherwise.

The matrix elements of the second derivative of the electron-ion interaction potential appearing in the second term of Eq. (86) are given by

$$\begin{aligned} \left\langle \mathbf{k} + \mathbf{G} \left| \frac{\partial^2 V_{ion}}{\partial u_s^\alpha(\mathbf{q}=0) \partial u_s^\beta(\mathbf{q}=0)} \right| \mathbf{k} + \mathbf{G}' \right\rangle = & \quad (A16) \\ & - (G_\alpha - G'_\alpha)(G_\beta - G'_\beta) e^{-i(\mathbf{G}-\mathbf{G}') \cdot \boldsymbol{\tau}_s} \\ & \times \left(\tilde{v}_s(\mathbf{G} - \mathbf{G}') + \sum_l \tilde{v}_{s,l}(\mathbf{k} + \mathbf{G}, \mathbf{k} + \mathbf{G}') \right). \end{aligned}$$

APPENDIX B: FORCE CONSTANTS, IONIC TERM

The total energy of a crystal contains a divergent ion-ion energy term, Eq. (3), that combines with the divergent $\mathbf{G} = 0$ terms in the electron-ion energy (the second term in Eq. (18)) to yield the *Ewald* term E_{Ew} :

$$\begin{aligned} E_{Ew} = & \frac{4\pi N_c e^2}{\Omega} \frac{1}{2} \sum_{\mathbf{G} \neq 0} \frac{e^{-G^2/4\eta}}{G^2} \left| \sum_s Z_s e^{i\mathbf{G} \cdot \boldsymbol{\tau}_s} \right|^2 \quad (B1) \\ & + \frac{N_c e^2}{2} \sum_{s,t} \sum_{\mathbf{R}} \frac{Z_s Z_t \text{erfc}(\sqrt{\eta}|\boldsymbol{\tau}_s - \boldsymbol{\tau}_t - \mathbf{R}|)}{|\boldsymbol{\tau}_s - \boldsymbol{\tau}_t - \mathbf{R}|} \\ & - \frac{\pi N_c e^2}{\Omega \eta} \left(\sum_s Z_s \right)^2 - N_c e^2 \sqrt{\frac{\eta}{\pi}} \sum_s Z_s^2, \end{aligned}$$

where $\text{erfc}(x) = 1 - \text{erf}(x)$ (erf is the error function); the sum over \mathbf{R} -space excludes $\boldsymbol{\tau}_s - \boldsymbol{\tau}_t - \mathbf{R} = 0$; N_c is the number of unit cells in the crystal; Z_s indicates the bare ionic charges for the s -th atom (pseudo-charges in a PP-PW framework); η is an arbitrary parameter, whose value ensures good convergence of both sums over \mathbf{G} - and \mathbf{R} -space.

The second derivative of the Ewald term yields the ionic contribution to the force constants:

$$\begin{aligned} {}^{ion}\tilde{C}_{st}^{\alpha\beta}(\mathbf{q}) = & \frac{4\pi e^2}{\Omega} \sum_{\mathbf{G}} \frac{e^{-(\mathbf{q}+\mathbf{G})^2/4\eta}}{(\mathbf{q}+\mathbf{G})^2} Z_s Z_t \\ & \times e^{i(\mathbf{q}+\mathbf{G}) \cdot (\boldsymbol{\tau}_s - \boldsymbol{\tau}_t)} (q_\alpha + G_\alpha)(q_\beta + G_\beta) \\ & - \frac{2\pi e^2}{\Omega} \sum_{\mathbf{G} \neq 0} \frac{e^{-G^2/4\eta}}{G^2} \\ & \times \left[Z_s \sum_l Z_l e^{i\mathbf{G} \cdot (\boldsymbol{\tau}_s - \boldsymbol{\tau}_l)} G_\alpha G_\beta + c.c. \right] \delta_{st} \\ & + e^2 \sum_{\mathbf{R}} Z_s Z_t e^{i\mathbf{q} \cdot \mathbf{R}} \\ & \times \left[\delta_{\alpha\beta} f_2(x) + f_1(x) x_\alpha x_\beta \right]_{\mathbf{x}=\boldsymbol{\tau}_s - \boldsymbol{\tau}_t - \mathbf{R}} \\ & - e^2 \delta_{st} \sum_{\mathbf{R}} \sum_l Z_s Z_l \end{aligned}$$

$$\times \left[\delta_{\alpha\beta} f_2(x) + f_1(x) x_\alpha x_\beta \right]_{\mathbf{x}=\boldsymbol{\tau}_s - \boldsymbol{\tau}_l - \mathbf{R}} \quad (B2)$$

where the sum over \mathbf{G} -space excludes $\mathbf{q} + \mathbf{G} = 0$, the sums \mathbf{R} -space exclude $\boldsymbol{\tau}_s - \boldsymbol{\tau}_t - \mathbf{R} = 0$, and the functions f_1 and f_2 are defined as follows:

$$f_1(r) = \frac{3\text{erfc}(\sqrt{\eta}r) + 2\sqrt{\frac{\pi}{\eta}}r(3 + 2\eta r^2)e^{-\eta r^2}}{r^5} \quad (B3)$$

$$f_2(r) = \frac{-\text{erfc}(\sqrt{\eta}r) - 2\sqrt{\frac{\pi}{\eta}}re^{-\eta r^2}}{r^3} \quad (B4)$$

REFERENCES

- *On leave of absence from Scuola Normale Superiore, Pisa, Italy.
- Adler, C., R. Honke, P. Pavone, and U. Schröder, 1998, Phys. Rev. B **57**, 3726.
- Ackland, G. J., M. C. Warren, and S. J. Clark, J. Phys.: Condens. Matter **9**, 7861.
- Amos, R. D., 1987, in *Ab Initio Methods in Quantum Chemistry - I*, edited by K. P. Lawley (Wiley, New York), p. 99.
- Ancilotto, F., A. Selloni, W. Andreoni, S. Baroni, R. Car and M. Parrinello, 1991, Phys. Rev. B **43**, 8930.
- Baroni, S., and R. Resta, 1986a, Phys. Rev. B **33**, 5969.
- Baroni, S., and R. Resta, 1986b, Phys. Rev. B **33**, 7017.
- Baroni, S., P. Giannozzi, and A. Testa, 1987a, Phys. Rev. Lett. **58**, 1861.
- Baroni, S., P. Giannozzi, and A. Testa, 1987b, Phys. Rev. Lett. **59**, 2662.
- Baroni, S., P. Giannozzi, and E. Molinari, 1990a, Phys. Rev. B **41**, 3870.
- Baroni, S., S. de Gironcoli, and P. Giannozzi, 1990b, Phys. Rev. Lett. **65**, 84.
- Baroni, S., and P. Giannozzi, 1998, *High pressure materials research*, edited by R.M. Wentzcovitch et al., Mat. Res. Soc. Symp. Proc. Vol. 499, 233.
- Baroni, S., and P. Giannozzi, unpublished.
- Bauer, R., A. Schütt, P. Pavone, W. Windl, and D. Strauch, 1995, Phys. Rev. B **51**, 210.
- Bauer, R., A. Schmid, P. Pavone, and D. Strauch, 1998, Phys. Rev. B **57**, 11276.
- Becke, A. D., 1988, Phys. Rev. A **38**, 3098.
- Bertoni, C. M., V. Bortolani, C. Calandra, and E. Tosatti, 1972, Phys. Rev. Lett. **28**, 1578.
- Blat, D. Kh., N. E. Zein, and V. I. Zinenko, 1991, J. Phys. C **3**, 5515.
- Born, M., and Oppenheimer, J. R., 1927, Ann. Physik **84**, 457.
- Born, M., and K. Huang, 1954, *Dynamical Theory of Crystal Lattices* (Oxford University Press, Oxford).
- Böttger, H., 1983, *Principles of the Theory of Lattice Dynamics* (Physik-Verlag, Weinheim).
- Bungaro, C., S. de Gironcoli, and S. Baroni, 1996, Phys. Rev. Lett. **77** 2491.

- Bungaro C., and S. de Gironcoli, 2000, Appl. Phys. Lett. **76**, 2101.
- Bungaro C., K. Rapcewicz, and J. Bernholc, 2000, Phys. Rev. B **61**, 6720.
- Buongiorno Nardelli, M., S. Baroni, and P. Giannozzi, 1995a, Phys. Rev. B **51**, 8060.
- Buongiorno Nardelli, M., D. Cvetko, V. de Renzi, L. Floreano, A. Morgante, M. Peloi, F. Tommasini, 1995b, Phys. Rev. B **52**, 16720.
- Car, R., and M. Parrinello, 1985, Phys. Rev. Lett. **55**, 2471.
- Cockayne, E., and K. M. Rabe, 1997, Phys. Rev. B **56**, 7974.
- Cochran, W., and R. A. Cowley, 1962, J. Chem. Phys. Solids **23**, 447.
- Colombo, L., and P. Giannozzi, 1995, Solid State Commun. **96**, 49.
- Ceperley, D. M., and B. J. Alder, 1980, Phys. Rev. Lett. **45**, 566.
- Dal Corso, A., S. Baroni, R. Resta, S. de Gironcoli, 1993a, Phys. Rev. B **47**, 3588.
- Dal Corso, A., R. Resta, and S. Baroni, 1993b, Phys. Rev. B **47**, 16252.
- Dal Corso, A., and F. Mauri, 1994, Phys. Rev. B **50**, 5756.
- Dal Corso, A., F. Mauri, and A. Rubio, 1996, Phys. Rev. B **53**, 15638.
- Dal Corso, A., A. Pasquarello, and A. Baldereschi, 1997, Phys. Rev. B **56**, R11369.
- Dal Corso, A., and S. de Gironcoli, 2000, Phys. Rev. B **62**, 273.
- Debernardi, A., and S. Baroni, 1994, Solid State Commun. **91**, 813.
- Debernardi, A., S. Baroni, and E. Molinari, 1995, Phys. Rev. Lett. **75**, 1819.
- Debernardi, A. and M. Cardona, 1996, Phys. Rev. B **54**, 11305.
- Debernardi, A., N. M. Pyka, A. Göbel, T. Ruf, R. Lauck, S. Kramp, and M. Cardona, 1997, Solid State Commun. **103**, 297.
- Debernardi, A., 1998, Phys. Rev. B **57**, 12847.
- Debernardi, A., and M. Cardona, 1998, Il Nuovo Cimento **20D**, 923.
- Debernardi, A., C. Ulrich, K. Syassen, and M. Cardona, 1999, Phys. Rev. B **59**, 6774.
- Debernardi, A., Cardona and M. Cardona, 1999, Physica B **263-264**, 687; Debernardi A., 1999, Solid State Commun. **113**, 1.
- De Cicco, P. D., and F. A. Johnson, 1969, Proc. R. Soc. London Ser. A **310**, 111.
- de Gironcoli, S., S. Baroni, and R. Resta, 1989, Phys. Rev. Lett. **62**, 2853.
- de Gironcoli, S., S. Baroni, and R. Resta, 1990, Ferroelectrics **111**, 19.
- de Gironcoli, S., and S. Baroni, 1992, Phys. Rev. Lett. **69**, 1959.
- de Gironcoli, S., 1992, Phys. Rev. B **46**, 2412.
- de Gironcoli S., E. Molinari, R. Schorer, and G. Abstreiter, 1993, Phys. Rev. B **48**, 8959.
- de Gironcoli S., and E. Molinari, 1994, Solid State Electr. **37**, 621.
- de Gironcoli, S., 1995, Phys. Rev. B **51**, 6773.
- Detraux, F., Ph. Ghosez, and X. Gonze, 1997, Phys. Rev. B **56**, 983.
- Detraux, F., Ph. Ghosez, and X. Gonze, 1998, Phys. Rev. Lett. **81**, 3297.
- De Vita, A., 1992, Ph. D. thesis, University of Keele.
- Dreizler, R. M., and E. K. U. Gross, 1990, *Density Functional Theory* (Springer-Verlag, Berlin).
- Eckl, C., J. Fritsch, P. Pavone, U. Schröder, 1997a, Surf. Sci. **394**, 47.
- Eckl, C., R. Honke, J. Fritsch, P. Pavone, U. Schröder, 1997b, Z. Phys. B **104**, 715.
- Eklund, P. C., P. Zhou, K. A. Wang, G. Dresselhaus, and M. S. Dresselhaus, 1992, J. Phys. Chem. Solids **53**, 1391.
- Einarsdotter, K., B. Sadigh, G. Grimvall, and V. Ozoliņš, 1997, Phys. Rev. Lett. **79**, 2073 (erratum: ibid., 5188).
- Epstein, S., 1974, *The variation method in quantum chemistry* (Academic Press, New York).
- Favot F., and A. Dal Corso, 1999, Phys. Rev. B **60**, 11427.
- Feynman, R. P., 1939, Phys. Rev. **56**, 340.
- Feynman, R. P., 1972, *Statistical Mechanics* (Benjamin Publishing Company, Reading), p. 249.
- Fleszar, A., and R. Resta, 1986, Phys. Rev. B **34**, 7140 (1986).
- Fleszar, A., and X. Gonze, 1990, Phys. Rev. Lett. **64**, 2961.
- Frank, W., C. Elsässer and M. Fähnle, 1995, Phys. Rev. Lett. **74**, 1791.
- Fritsch, J., P. Pavone, and U. Schröder, 1993, Phys. Rev. Lett. **71**, 4194.
- Fritsch, J., P. Pavone, and U. Schröder, 1995a, Phys. Rev. B **52**, 11326.
- Fritsch, J., A. Eckert, P. Pavone, and U. Schröder, 1995b, J. Phys.: Condens. Matter **7**, 7717.
- Fritsch, J., and P. Pavone, 1995, Surf. Sci. **344**, 159.
- Fritsch, J., and U. Schröder, 1999, Phys. Rep. **309**, 209.
- Fritsch, J., M. Arnold, and U. Schröder, 2000, Phys. Rev. B **61**, 16682.
- Fu, C.-L., and K.-M. Ho, 1983, Phys. Rev. B **28**, 5480.
- Gaál-Nagy, K., A. Bauer, M. Schmitt, K. Karch, P. Pavone, and D. Strauch, 1999, phys. stat. sol. (b) **211**, 275.
- Gammon, D., B. V. Shanabrook, and D. S. Katzer, 1991, Phys. Rev. Lett. **67**, 1547.
- Gerratt, J., and I. M. Mills, 1968, J. Chem. Phys. **49**, 1719.
- Ghandehari, K., H. Huo, A.L. Ruoff, S. S. Trail, and F.J. Di Salvo, 1995, Phys. Rev. Lett. **74**, 2264.
- Ghosez, Ph., X. Gonze, Ph. Lambin, and J.-P. Michenaud, 1995, Phys. Rev. B **51**, 6765.
- Ghosez, Ph., X. Gonze, and J.-P. Michenaud, 1996, Europhys. Lett. **33**, 713.
- Ghosez, Ph., X. Gonze, and J.-P. Michenaud, 1997, Ferroelectrics **194**, 39.
- Ghosez, Ph., X. Gonze, and J.-P. Michenaud, 1998a, Ferroelectrics **206-207**, 205.
- Ghosez, Ph., J.-P. Michenaud, and X. Gonze, 1998b, Phys. Rev. B **58**, 6224.
- Ghosez, Ph., E. Cockayne, U. V. Waghmare, and K. M. Rabe, 1999, Phys. Rev. B **60**, 836.
- Ghosez, Ph., and X. Gonze, 2000, J. Phys.: Condens. Matter **12**, 9179.
- Giannozzi, P., S. de Gironcoli, P. Pavone, and S. Baroni, 1991, Phys. Rev. B **43**, 7231.
- Giannozzi, P., and S. Baroni, 1994, J. Chem. Phys. **100**, 8537.
- Giannozzi, P., 1995, in *Computational Approaches to Novel*

- Condensed Matter Systems: Applications to Classical and Quantum Systems*, edited by D. Neilson and M.P. Das (Plenum, New York), p.67.
- Giannozzi, P., and W. Andreoni, 1996, Phys. Rev. Lett. **76**, 4915.
- Gonze, X., and J. P. Vigneron, 1989, Phys. Rev. B **39** (erratum: 1991, Phys. Rev. B **44**, 3494).
- Gonze, X., P. Kaeckell, and M. Scheffler, 1990, Phys. Rev. B **41**, 12264.
- Gonze, X., R. Stumpf, and M. Scheffler, 1991, Phys. Rev. B **44**, 8503.
- Gonze, X., D. C. Allan, and M. P. Teter, 1992, Phys. Rev. Lett. **68**, 3603.
- Gonze, X., J.-C. Charlier, D. C. Allan, and M. P. Teter, 1994, Phys. Rev. B **50**, 13035.
- Gonze, X., 1995a, Phys. Rev. A **52**, 1086.
- Gonze, X., 1995b, Phys. Rev. A **52**, 1096 (erratum: 1996, Phys. Rev. A **54**, 4591).
- Gonze, X., 1997, Phys. Rev. B **55**, 10337.
- Gonze, X., and C. Lee, 1997, Phys. Rev. B **55**, 10355.
- Grosche, E. G., M. J. Ashwin, R. C. Newman, D. A. Robbie, M. J. L. Sangster, T. Pletl, P. Pavone, and D. Strauch, 1995, Phys. Rev. B **51**, 14758.
- Guha, S., J. Menéndez, J. B., Page, G. B. Adams, G. S. Spencer, J. P. Lehman, P. Giannozzi, and S. Baroni, 1994, Phys. Rev. Lett. **72**, 3359.
- Hamann, D. R., M. Schlüter, and C. Chiang, 1979, Phys. Rev. Lett. **43**, 1494.
- Heid, R., K.-P. Bohnen, 1999, Phys. Rev. B **60**, R3709.
- Heid, R., D. Strauch, and K.-P. Bohnen, 2000a, Phys. Rev. B **61**, 8625.
- Heid, R., L. Pintschovius, W. Reichardt, and K.-P. Bohnen, 2000b, Phys. Rev. B **61**, 12059.
- Hellmann, H., 1937, *Einführung in die Quantenchemie* (Deuticke, Leipzig).
- Hohenberg, P., and W. Kohn, 1964, Phys. Rev. **136**, B864.
- Honke, R., J. Fritsch, P. Pavone, and U. Schröder, 1996a, Phys. Rev. B **53**, 9923.
- Honke, R., P. Pavone, U. Schröder, 1996b, Surf. Sci. **367**, 75.
- Hybertsen, M. S., and S. G. Louie, 1987, Phys. Rev. B **35**, 5585.
- Jones, R. O., and O. Gunnarson, 1989, Rev. Mod. Phys. **61**, 689.
- Jusserand, B., and M. Cardona, 1989, in *Light Scattering in Solids V*, edited by M. Cardona and G. Güntherodt (Springer, Berlin), p. 49.
- Kane, E. O., 1985, Phys. Rev. B **31**, 5199; *ibid.*, 7865.
- Karch, K., P. Pavone, W. Windl, O. Schütt, and D. Strauch, 1994, Phys. Rev. B **50**, 17054.
- Karch, K., F. Bechstedt, P. Pavone and D. Strauch, 1996a, Phys. Rev. B **53**, 13400.
- Karch, K., T. Dietrich, W. Windl, P. Pavone, A. P. Mayer, and D. Strauch, 1996b, Phys. Rev. B **53**, 7259.
- Karch, K., and F. Bechstedt, 1997, Phys. Rev. B **56**, 7404.
- Karch, K., J.-M. Wagner, and F. Bechstedt, 1998, Phys. Rev. B **57**, 7043.
- Karki, B. B., R. M. Wentzcovitch, S. de Gironcoli, and S. Baroni, 1999, Science **286**, 1705.
- Karki, B. B., R. M. Wentzcovitch, S. de Gironcoli, and S. Baroni, 2000, Phys. Rev. B **61**, 8793.
- Kechrakos, D., P. R. Briddon, and J. C. Inkson, 1991, Phys. Rev. B **44**, 9114.
- Kern, G., G. Kresse, and J. Hafner, 1999, Phys. Rev. B **59**, 8551.
- Kim, K., V. Ozoliņš, and A. Zunger, 1999, Phys. Rev. B **60**, R8449.
- King-Smith, R. D., and R. J. Needs, 1990, J. Phys.: Condens. Matter **2**, 3431.
- King-Smith, R. D., and D. Vanderbilt, 1993, Phys. Rev. B **47**, 1651.
- Kingma, K. J., C. Meade, R. J. Hemley, H. K. Mao, and D. R. Veblen, 1993a, Science **259**, 666.
- Kingma, K. J., R. J. Hemley, H. K. Mao, and D. R. Veblen, 1993b, Phys. Rev. Lett. **70**, 3927.
- Kleinman, L., and D. M. Bylander, 1982, Phys. Rev. Lett. **48**, 1425.
- Klotz, S., J. M. Besson, M. Braden, K. Karch, P. Pavone, D. Strauch, and W. G. Marshall, 1997, Phys. Rev. Lett. **79**, 1313.
- Kohanoff, J., W. Andreoni and M. Parrinello, 1992, Phys. Rev. B **46**, 4371.
- Kohanoff, J., 1994, Comput. Mater. Science **2**, 221.
- Kohanoff, J., S. Scandolo, S. de Gironcoli, E. Tosatti, 1999, Phys. Rev. Lett. **83**, 4097.
- Kohn, W., and L. J. Sham, 1965, Phys. Rev. **140**, A1133.
- Kulda, J., D. Strauch, P. Pavone, and Y. Ishii, 1994, Phys. Rev. B **50**, 13347.
- Kunc, K., and R. M. Martin, 1983, *Ab Initio Calculation of Phonon Spectra*, edited by J.T. Devreese, V.E. van Doren, and P.E. van Camp (Plenum, New York), p. 65.
- Kuzmany, H., M. Matus, B. Burger, and J. Winter, 1994, Adv. Mater. **6**, 731.
- Laasonen, K., A. Pasquarello, R. Car, C. Lee, and D. Vanderbilt, 1993, Phys. Rev. B **47**, 10142.
- Lang, G., K. Karch, M. Schmitt, P. Pavone, A. P. Mayer, R. K. Wehner, and D. Strauch, 1999, Phys. Rev. B **59**, 6182.
- LaSota C., C.-Z. Wang, R. Yu, and H. Krakauer, Ferroelectrics **194**, 109 (1997).
- LaSota, C., C.-Z. Wang, R. Yu, and H. Krakauer, 1998, AIP Conference Proceedings, **436**, 139.
- Lawrence Marple Jr., S., 1987, *Digital Spectral Analysis with Applications* (Prentice-Hall, Englewood Cliffs, New Jersey).
- Lazzari, R., N. Vast, J. M. Besson, S. Baroni, A. Dal Corso, 1999, Phys. Rev. Lett. **83**, 3230.
- Lazzeri, M., S. de Gironcoli, 1998, Phys. Rev. Lett. **81**, 2096.
- Lazzeri, M., 1999, *A first principles study of the thermal expansion in some metallic surfaces*, Ph.D. Thesis, SISSA-ISAS, Trieste.
- <http://www.sissa.it/cm/thesis/1999/lazzeri.ps.gz>
- Lazzeri, M., S. de Gironcoli, 2000, Surf. Sci. **454-456**, 442.
- Lee, C., and X. Gonze, 1994a, Phys. Rev. Lett. **72**, 1686.
- Lee, C., and X. Gonze, 1994b, Phys. Rev. B **50**, 13379.
- Lee, C., and X. Gonze, 1995, Phys. Rev. B **51**, 8610.
- Lee, C., and X. Gonze, 1997, Phys. Rev. B **56**, 7321.
- Littlewood, P. B., 1980, J. Phys. C **13**, 4893.
- Liu, A. Y., and A. A. Quong, 1996, Phys. Rev. B **53**, R7575.
- Liu, A. Y., A. A. Quong, J. K. Freericks, E. J. Nicol, and E. C. Jones, 1999, Phys. Rev. B **59**, 4028.
- Liu, J., and Y. K. Vohra, 1994, Phys. Rev. Lett. **72**, 4105.
- Louie, S. G., S. Froyen, and M. L. Cohen, 1982, Phys. Rev.

- B **26**, 1738.
- Mäder, K. A., and S. Baroni, 1997, Phys. Rev. B **55**, 9649.
- Mahan, G. D., Phys. Rev. A **22**, 1780.
- Martyna, G.J., M. L. Klein, and M. Tuckerman, 1992, J. Chem. Phys. **97** 2635
- Mao, H. K., Y. Wu, R. J. Hemley, L. C. Chen, J. F. Shu, and L. W. Finger, 1989, Science **246**, 649
- Mao, H. K., Y. Wu, R. J. Hemley, L. C. Chen, J. F. Shu, L. W. Finger, and D. E. Cox, 1990, Phys. Rev. Lett. **64**, 1749.
- Martin, R. M., 1972, Phys. Rev. B **5**, 1607.
- Martin, M. C., D. Koller, and L. Mihaly, 1993, Phys. Rev. B **47**, 14607.
- Marzari, N., D. Vanderbilt, A. De Vita, and M. C. Payne, 1999, Phys. Rev. Lett. **82**, 3296.
- Mauri, F., G. Galli, and R. Car, 1993, Phys. Rev. B **47**, 9973.
- Mauri, F., O. Zakharov, S. de Gironcoli, S. G. Louie, and M. L. Cohen, 1996, Phys. Rev. Lett. **77**, 1151.
- Meregalli, V., and S. Y. Savrasov, 1998, Phys. Rev. B **57**, 14453.
- Mermin, N. D., 1965, Phys. Rev. **137**, A1441.
- Meskinen, N., and K. Kunc, Université P. et M. Curie, Technical Report n. 5 (1978), unpublished.
- Messiah, A., 1962, *Quantum Mechanics* (North Holland, Amsterdam), p. 686 ff.
- Methfessel, M., and A. Paxton, 1989, Phys. Rev. B **40**, 3616.
- Molinari, E., S. Baroni, P. Giannozzi, and S. de Gironcoli, 1992, Phys. Rev. B **45**, 4280.
- Nielsen, O. H., and R. M. Martin, 1985, Phys. Rev. B **32**, 3780; *ibid.*, 3792.
- Nunes, R.W., and D. Vanderbilt, 1994, Phys. Rev. Lett. **73**, 712.
- Öğüt, S., and K. M. Rabe, 1996, Phys. Rev. B **54**, R8297.
- Ortiz, G., and P. Ballone, 1994, Phys. Rev. B **50**, 1391 (erratum: 1997, Phys. Rev. B **56**, 9970).
- Ozoliņš, V., and A. Zunger, 1998, Phys. Rev. B **57**, R9404.
- Ozoliņš, V., and A. Zunger, 1999, Phys. Rev. Lett. **82**, 767.
- Ozoliņš, V., C. Wolverton, and A. Zunger, 1998, Phys. Rev. B **58**, R5897.
- Panella, V., A. L. Glebov, J. P. Toennies, C. Sébenne, C. Eckl, C. Adler, P. Pavone, and U. Schröder, 1999, Phys. Rev. B **59**, 15772.
- Parlinski, K., Z. Q. Li, and Y. Kawazoe, 1997, Phys. Rev. Lett. **78**, 4063.
- Parlinski, K., Z. Q. Li, and Y. Kawazoe, 1998, Phys. Rev. Lett. **81**, 3298.
- Parlinski, K., Z. Q. Li, and Y. Kawazoe, Phys. Rev. B **61**, 272 (2000), and references 11–23 quoted therein.
- Parr, R. G., and W. Yang, 1989, *Density Functional Theory of Atoms and Molecules* (Oxford University Press, New York).
- Pavone, P., K. Karch, O. Schütt, D. Strauch, W., Windl, P. Giannozzi, and S. Baroni, 1993, Phys. Rev. B **48**, 3156.
- Pavone, P., and S. Baroni, 1994, Solid State Commun. **90**, 295.
- Pavone, P., R. Bauer, K. Karch, O. Schütt, S. Vent, W. Windl, D. Strauch, S. Baroni, and S. de Gironcoli, 1996, Physica B. **219+220**, 439.
- Pavone, P., S. Baroni, and S. de Gironcoli, 1998, Phys. Rev. B **57**, 10421.
- Payne, M. C., M. P. Teter, D. C. Allen, T. A. Arias, and J.D. Joannopoulos, 1992, Rev. Mod. Phys. **64**, 1045.
- Perdew, J. P., and A. Zunger, 1981, Phys. Rev. B **23**, 5048.
- Perdew, J. P., K. Burke, and M. Ernzerhof, 1996, Phys. Rev. Lett. **77**, 3865.
- Perdew, J. P., S. Kurth, A. Zupan, and P. Blaha, 1999, Phys. Rev. Lett. **82**, 2544.
- Persson, K., M. Ekman, and G. Grimvall, 1999, Phys. Rev. B **60**, 9999.
- Persson, K., M. Ekman, and V. Ozoliņš, 2000, Phys. Rev. B **61**, 11221.
- Pichler, T., R. Winkler, and H. Kuzmany, 1994, Phys. Rev. B **49**, 18879.
- Pick, R., M.H. Cohen and R.M. Martin, 1970, Phys. Rev. B **1**, 910.
- Pickett, W. E., 1989, Computer Phys. Reports **9**, 115.
- Posternak, M., R. Resta, and A. Baldereschi, 1994, Phys. Rev. B **50**, 8911.
- Press, W. H., S. A. Teukolsky, W. T. Vetterling, and B. P. Flannery, 1989, *Numerical recipes: the art of scientific computing* (Cambridge University Press, Cambridge, U.K.).
- Pulay, P., 1969, Mol. Phys. **17**, 197.
- Quong, A. A., and B. M. Klein, 1992, Phys. Rev. B **46**, 10734.
- Quong, A. A., and A. Y. Liu, 1997, Phys. Rev. B **56**, 7767.
- Quong, A. A., 1994, Phys. Rev. B **49**, 3226.
- Rabe, K. M., and U. V. Waghmare, 1995, Phys. Rev. B **52**, 13236.
- Rahman, A., 1964, Phys. Rev. **136 A**, 405.
- Rappe, A. M., K. Rabe, E. Kaxiras, and J. D. Joannopoulos, 1990, Phys. Rev. B **41**, 1227.
- Resta, R., and A. Baldereschi, 1981, Phys. Rev. B **24**, 4839.
- Resta, R., 1983, Phys. Rev. B **27**, 3620.
- Resta, R., 1994, Rev. Mod. Phys. **66**, 899.
- Rignanese, G. M., J.-P. Michenaud, and X. Gonze, 1996, Phys. Rev. B **53**, 4488.
- Robbie, D. A., M. J. L. Sangster, and P. Pavone, 1995, Phys. Rev. B **51**, 10489.
- Robbie, D. A., M. J. L. Sangster, E. G. Grosche, R. C. Newman, T. Pletl, P. Pavone, and D. Strauch, 1996, Phys. Rev. B **53**, 9863.
- Roma, G., C. M. Bertoni, and S. Baroni, 1996, Solid State Commun. **98**, 203.
- Rossi, F., L. Rota, C. Bungaro, P. Lugli, and E. Molinari, 1993, Phys. Rev. B **47**, 1695.
- Ruf, T., J. Serrano, M. Cardona, P. Pavone, M. Pabst, M. Krisch, M. D'Astuto, T. Suski, I. Grzegory, and M. Leszczynski, 2000, Proceedings of the 17th International Conference on Raman Spectroscopy (Beijing, 2000), edited by S.-L. Zhang and B. Zhu, (Wiley, New York), p. 428.
- Rudin, S. P., and A. Y. Liu, 1999, Phys. Rev. Lett. **83**, 3049.
- Saad, Y., and M. H. Schultz, 1986, SIAM Journal on Scientific and Statistical Computing **7**, 856.
- Saitta, A. M., D. Alfè, S. de Gironcoli, and S. Baroni, 1997, Phys. Rev. Lett. **78**, 4958.
- Savrasov, S. Y., 1992, Phys. Rev. Lett. **69**, 2819.
- Savrasov, S. Y., D. Y. Savrasov, and O. K. Andersen, 1994, Phys. Rev. Lett. **72**, 372.
- Savrasov, S. Y., 1996, Phys. Rev. B **54**, 16470.
- Savrasov, S. Y., and O. K. Andersen, 1996, Phys. Rev. Lett. **77**, 4430.
- Savrasov, S. Y., and D. Y. Savrasov, 1996, Phys. Rev. B **54**, 16487.

- Savrasov, S. Y., 1998, Phys. Rev. Lett. **81**, 2570.
- Schorer R., G. Abstreiter, S. de Gironcoli, E. Molinari, H. Kibbel, and H. Presting, 1994, Phys. Rev. B **49**, 5406.
- Schütt, O., P. Pavone, W. Windl, K. Karch, and D. Strauch, 1994, Phys. Rev. B **50**, 3746.
- Schwoerer-Böhning, M., A. T. Macrander, M. Pabst, and P. Pavone, 1991, phys. stat. sol. (b) **215**, 177.
- Sághi-Szabó, G., R. E. Cohen, H. Krakauer, 1998, Phys. Rev. Lett. **80**, 4321.
- Steininger, B., P. Pavone, and D. Strauch, 1999, phys. stat. sol. (b) **215**, 127.
- Sternheimer, R.M., 1954, Phys. Rev. **96**, 951.
- The use of conjugate-gradient methods in electronic-structure calculations has been pioneered in: Štich, I., R. Car, M. Parrinello, and S. Baroni, 1989, Phys. Rev. B **39**, 4997.
- Stigler, W., P. Pavone, U. Schröder, J. Fritsch, G. Brusedeylins, T. Wach, and J. P. Toennies, 1997, Phys. Rev. Lett. **79**, 1090.
- Stigler, W., P. Pavone, J. Fritsch, 1998, Phys. Rev. B **58**, 13686.
- Troullier, N., and J. L. Martins, 1991, Phys. Rev. B **43**, 1993.
- Vanderbilt, D., 1985, Phys. Rev. B **32**, 8412.
- Vanderbilt, D., 1990, Phys. Rev. B **41**, 7892.
- Vanderbilt, D., 2000, J. Phys. Chem. **61**, 147.
- Vast, N., S. Baroni, G. Zerah, J. M. Besson, A. Polian, M. Grimsditch, and J. C. Chervin, 1997, Phys. Rev. Lett. **78**, 693.
- Vast, N., and S. Baroni, 2000, Phys. Rev. B **61**, 9387.
- Waghmare U. V., and K. M. Rabe, 1997, Phys. Rev. B **56**, 6161.
- Waghmare, U. V., K. M. Rabe, H. Krakauer, R. Yu, and C.-Z. Wang, 1998, AIP Conference Proceedings, **436**, 32.
- Wagner, J.-M., and F. Bechstedt, 2000, Phys. Rev. B **62**, 4526.
- Wang, C.-Z., R. Yu, and H. Krakauer, 1994, Phys. Rev. Lett. **72**, 368.
- Wang, C.-Z., R. Yu, and H. Krakauer, 1996a, Phys. Rev. B **53**, 5430.
- Wang, C.-Z., R. Yu, and H. Krakauer, 1996b, Phys. Rev. B **54**, 11161.
- Wang, C.-Z., R. Yu, and H. Krakauer, 1999, Phys. Rev. B **59**, 9278.
- Wei, S., and M. Y. Chou, 1992, Phys. Rev. Lett. **69**, 2799.
- Wei, S., and M. Y. Chou, 1994, Phys. Rev. B **50**, 2221.
- Wei, S., C. Li, and M. Y. Chou, 1994, Phys. Rev. B **50**, 14587.
- Wellenhofer, G., K. Karch, P. Pavone, U. Rössler, and D. Strauch, 1996, Phys. Rev. B **53**, 6071.
- Widulle, F., S. Kramp, N. M. Pyka, A. Göbel, T. Ruf, A. Debernardi, R. Lauck, and M. Cardona, 1999, Proceedings of the 9th International Conference on Phonon Scattering in Condensed Matter (Lancaster, 1998), edited by M. Giltrow, A. Kozorezov, and K. Wigmore, Physica B **263/264**, 448.
- Widulle, F., T. Ruf, O. Buresch, A. Debernardi, and M. Cardona, 1999, Phys. Rev. Lett. **82**, 3089.
- Windl, W., P. Pavone, K. Karch, O. Schütt, D. Strauch, P. Giannozzi, and S. Baroni, 1993, Phys. Rev. B **48**, 3164.
- Windl, W., K. Karch, P. Pavone, O. Schütt, D. Strauch, D. Strauch, W. H. Weber, K. C. Hass, and L. Rimai, 1994, Phys. Rev. B **49**, 8764.
- Windl, W., P. Pavone and D. Strauch, 1996, Phys. Rev. B **54**, 8580.
- Xie, J., S. de Gironcoli, S. Baroni, and M. Scheffler, 1999a, Phys. Rev. B **59**, 965.
- Xie, J., S. de Gironcoli, S. Baroni, and M. Scheffler, 1999b, Phys. Rev. B **59**, 970.
- Xie, J., S. P. Chen, J. S. Tse, S. de Gironcoli, and S. Baroni, 1999c, Phys. Rev. B **60**, 9444.
- Yin, M. T., and M. L. Cohen, 1982, Phys. Rev. B **26**, 3259.
- Yu, R., and H. Krakauer, 1994, Phys. Rev. B **49**, 4467.
- Yu, R., and H. Krakauer, 1995, Phys. Rev. Lett. **74**, 4067.
- Zein, N. E., 1984, Fiz. Tverd. Tela (Leningrad) **26**, 3024 [Sov. Phys.: Solid State **26**, 1825].
- Zein, N. E., 1992, Phys. Lett. A **161**, 526.
- Zein, N. E., V. I. Zinenko, and A. S. Fedorov, 1992, Phys. Lett. A **164**, 115.
- Zhang, J. M., T. Ruf, A. Göbel, A. Debernardi, R. Lauck, and M. Cardona, 1996, Proceedings of the 23rd International Conference on the Physics of Semiconductors (Berlin, 1996), edited by M. Scheffler and R. Zimmermann, (World Scientific, Singapore), p. 201.
- Zhang, J. M., T. Ruf, M. Cardona, O. Ambacher, M. Stutzmann, J.-M. Wagner, and F. Bechstedt, 1997, Phys. Rev. B **56**, 14399.
- Zunger, A., S.-H. Wei, L. G. Ferreira, and J. E. Bernard, 1990, Phys. Rev. Lett. **65**, 353.