

Fractionalized Phase in an $XY - Z_2$ Gauge Model

R. D. Sedgewick*, D. J. Scalapino†, and R. L. Sugar‡

Department of Physics, University of California, Santa Barbara, CA 93106

(December 2, 2024)

Abstract

We study a model with fractional quantum numbers using Monte Carlo techniques. The model is composed of bosons interacting through a Z_2 gauge field. We find that the system has three phases: a phase in which the bosons are confined, a fractionalized phase in which the bosons are deconfined, and a phase in which the bosons are condensed. The deconfined phase has a “topological” order due to the degeneracy in the ground state of the gauge field. We discuss an experimental test proposed by Senthil and Fisher that uses the topological order to determine the existence of a deconfined, fractionalized phase.

I. INTRODUCTION

A theoretical framework for constructing model many-body systems that can exhibit phases with fractionalized quantum numbers has been proposed by Senthil and Fisher.¹ Here, we report results obtained from a numerical simulation of one such model and examine a recently proposed experimental test for detecting the fractionalized phase.^{2,3}

The quantum many-body model that we will study consists of “chargons” coupled to a fluctuating Z_2 gauge field in two spatial dimensions. The Hamiltonian for the 2D quantum lattice has the form

$$H = -J \sum_{\langle ij \rangle} \sigma_{ij}^z (b_i^\dagger b_j + h.c.) + A \sum_i n_i^2 - K \sum_{\square} \left[\prod_{\square} \sigma_{ij}^z \right] - h \sum_{\langle ij \rangle} \sigma_{ij}^x \quad (1)$$

where the chargon creation operator is $b_i^\dagger = e^{i\hat{\phi}_i}$ and n_i is conjugate to $\hat{\phi}_i$ so that $[\hat{\phi}_i, n_j] = i \delta_{ij}$. The gauge field operator on the link between nearest-neighbor sites i and j is σ_{ij}^z , and $\prod_{\square} \sigma_{ij}^z$ is the product of gauge operators around a plaquette. The sum $\langle ij \rangle$ is over nearest neighbor sites on the 2D spatial lattice. A “vison” excitation consists of a plaquette for which $\prod_{\square} \sigma_{ij}^z$ is equal to -1 .

*rds@physics.ucsb.edu

†djs@physics.ucsb.edu

‡sugar@physics.ucsb.edu

Visons are always joined in pairs by a string of plaquettes with two links flipped relative to the rest of the links in the vicinity. A schematic example of this is shown in Fig. 1(a). Here and in the text, we have taken the flipped links to have $\sigma_{ij}^z = -1$ for definiteness.

For the purpose of carrying out simulations, we work with the 3D (two space and one Euclidean time) classical action associated with the Hamiltonian of Eq. (1),

$$S = -J \sum_{\langle ij \rangle} \sigma_{ij} \cos(\phi_i - \phi_j) - K \sum_{\square} \left[\prod_{\square} \sigma_{ij} \right]. \quad (2)$$

This action has an XY angular variable ϕ_i corresponding to the eigenvalue of the operator $\hat{\phi}_i$ and a Z_2 gauge field $\sigma_{ij} = \pm 1$ corresponding to the eigenvalue of the operator σ_{ij}^z . Here, $\langle ij \rangle$ indicates all nearest neighbor sites on the 3D lattice. This action has rotational symmetry as well as a local Z_2 -gauge symmetry in which ϕ_i at a site transforms to $\phi_i + \pi$ and all of the σ_{ij} gauge fields linked to the i^{th} site change sign. As discussed in Ref. 1, this model is expected to have the type of phase diagram illustrated in Fig. 2. Both the gauge field σ_{ij} and the XY field ϕ_i are disordered in region I when J and K are small. In this region, the Polyakov loop, the product of σ_{ij} wrapped periodically around the lattice, vanishes. In the 2D quantum version, this corresponds to the fluctuating σ_{ij}^z gauge field confining the chargons so that there are no free b_i^\dagger excitations, only $(b_i^\dagger)^2$ excitations. In region III, the XY rotation symmetry is broken, as well as the Z_2 gauge symmetry. This is just the usual XY phase with a finite helicity modulus. Here, chargon pairs $(b_i^\dagger)^2$ condense to form a superfluid. A similar action with an $O(3)$ matter field was used by Lammert, Rokhsar, and Toner to study a classical model for nematics.⁴

Region II corresponds to an unusual “fractionalized” phase. We find that the ϕ field is disordered, as in region I, but the Z_2 gauge field is ordered. In this phase, the Polyakov loop is non-vanishing, or equivalently in the quantum version, the visons are gapped.⁵ This allows the chargon pairs to “fractionate,” and individual b_i^\dagger chargon excitations are present in the quantum version. As one enters the superconducting phase, region III, it is the b_i^\dagger field that condenses.

The fractionalized phase, region II, is characterized by a “topological” order. That is, on a manifold with a non-trivial topology, the ground state of the 2D quantum system has a degeneracy that depends upon the topology. With periodic boundary conditions the 2D quantum system has the topology of a torus. A non-trivial topological excitation occurs if a string of plaquettes with two flipped links associated with a vison pair cuts through the torus, as illustrated schematically in Fig. 1(b). In order to minimize the energy, the ϕ field has a discontinuity of π (mod 2π) across the flipped links denoted by the dashed lines of Fig. 1(b). Because the ϕ field does not have long-range order in region II, this disturbance dies out within a correlation length, and its energy does not grow with the lattice size. When a vison loop threads the 3D torus used in our simulations, this topological configuration is trapped because the free energy barrier the system must go over to reach the no-vison state grows as the lattice size, L , which goes to infinity in the bulk limit. As proposed by Senthil and Fisher, the existence of this topological order can be probed by driving this system into the superfluid state III, where the ϕ field does have long-range order. In this case, when a trapped vison is present in region II and the system is driven from region II to region III (by, for example, increasing J), the π phase shift in ϕ associated with the vison will induce a circulating current of bosons.² Thus, by going into the superconducting phase III one can look for trapped visons by measuring the boson current. If they exist, the trapped visons tell us that we have come from a “fractionalized” phase.

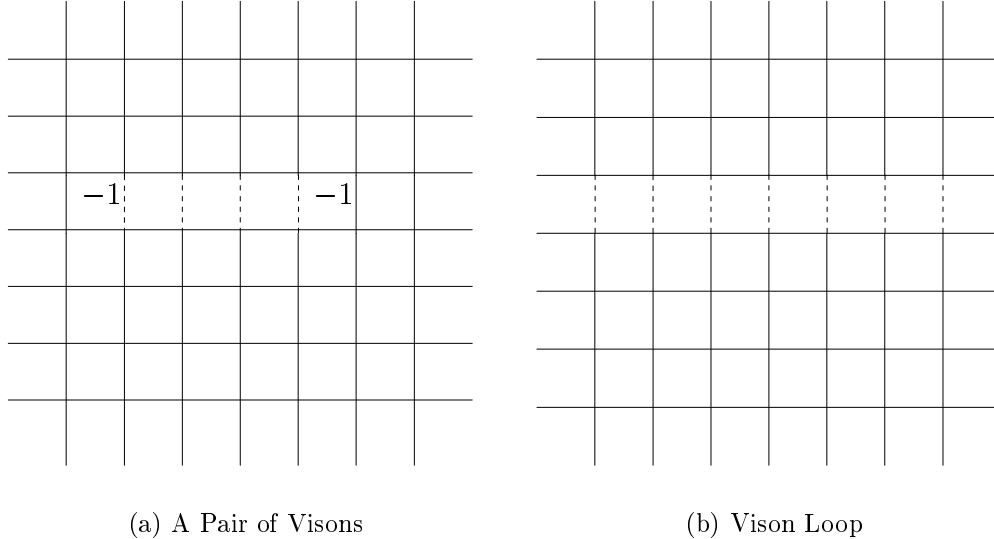


FIG. 1. Schematic representation of the 2D quantum system. Solid lines denote $\sigma_{ij} = 1$, dotted lines denote $\sigma_{ij} = -1$. All visons on the lattice are labeled -1 .

In Section 2, we will discuss Monte Carlo results for the Polyakov loop and the helicity modulus that give us numerical results for the phase diagram. Then in Section 3, we will discuss visons and the Senthil-Fisher test for fractionalization. Section 4 contains our conclusions.

II. PHASE DIAGRAM

Using the 3D Euclidean action, we measure the Polyakov loop and the helicity modulus to find the transitions in both the gauge field and the bosonic field. The Polyakov loop plays the role of the order parameter for the gauge field, as it is zero in the confined phase and finite in a finite temperature deconfined phase. The helicity modulus measures the stiffness of the bosonic field to rotating the spins. It can indicate the phase of the boson field, since in our XY spin formulation the superconducting state is characterized by a finite spin stiffness.

A Polyakov loop is the product of a line of σ_{ij} wrapped periodically around the lattice,

$$P_{\hat{\mu}} = \sigma_{ij}\sigma_{j\ell}\dots\sigma_{mn}\sigma_{ni}, \quad (3)$$

where all the links are pointing in the $\hat{\mu}$ direction. In the confined region, the Polyakov loop averages to zero due to the fluctuations of the gauge field. In the region where the gauge field is ordered, the expectation value of the Polyakov loop will be 1 if there is a trivial topology. By changing the topology, an odd number of vison loops through the lattice will make the expectation value of the Polyakov loop -1 . Figure 3 shows the expectation value of Polyakov loops along lines of constant K . These Monte Carlo measurements were taken using a local Metropolis updating scheme on a lattice with 8^3 sites. We took 150 measurements for each point with each measurement separated by 35 Monte Carlo updates of the lattice. After the measurements at a point are done, J is increased and

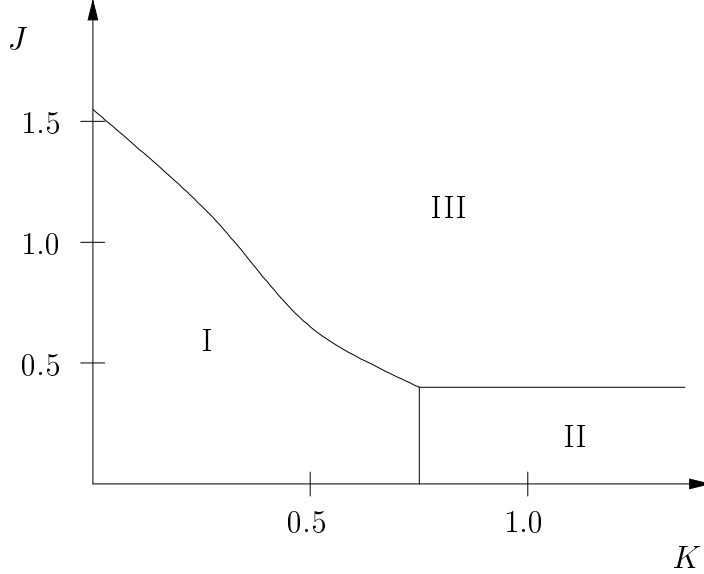


FIG. 2. Phase diagram showing confined phase (I), deconfined phase (II), and boson condensed phase (III).

the system is allowed to equilibrate for 200 Monte Carlo updates. In this case, each run is started with the system completely ordered so that no vison loops get frozen into the system. Figure 4 shows the expectation value of Polyakov loops along lines of constant J . The measurements were taken in the same way with K increased during the run instead of J . Additionally, 500 Monte Carlo steps were used in between measurements to equilibrate. For this figure each run is started from a completely disordered state. When the system enters the deconfined phase (II) from the confined phase (I) it has the opportunity to trap a vison. A trapped vison changes the expectation value of the Polyakov loop from 1 to -1 . Since the size of the system is finite, the expectation value of the Polyakov loop would be zero everywhere if we were to observe for long enough. However, the energy required to flip a plane of spins is large enough that it is unlikely for a plane of spins to flip during our observations. We estimate where the gauge field orders by where the expectation value of the Polyakov loop changes from 0 to 1. Since the vanishing of the Polyakov loop implies confinement, we see that the bosons are confined in the phase where the gauge field is disordered.

The standard form of the helicity modulus for the XY model is not invariant under the Z_2 gauge transformation. It can be made gauge invariant by inserting factors of the gauge field. This gives a helicity modulus of the form

$$\Upsilon_{\hat{\mu}}/J = \frac{1}{N} \left\langle \sum_{\langle ij \rangle} \sigma_{ij} \cos(\phi_i - \phi_j) (\hat{e}_{ij} \cdot \hat{\mu})^2 \right\rangle - \frac{J}{N} \left\langle \left(\sum_{\langle ij \rangle} \sigma_{ij} \sin(\phi_i - \phi_j) \hat{e}_{ij} \cdot \hat{\mu} \right)^2 \right\rangle, \quad (4)$$

where $\hat{\mu}$ points along the bonds in the \hat{x} , \hat{y} , or \hat{z} directions and \hat{e}_{ij} is a unit vector pointing from the i^{th} lattice site to the j^{th} lattice site. Since the helicity modulus measures the stiffness of the spins, it is 0 where the bosons are disordered and finite where the bosons have long-range order.⁶ The helicity modulus measured along lines of constant K is shown in Fig. 5. These measurements were taken in the same way as the measurements of the Polyakov loop: 150 measurements at each point

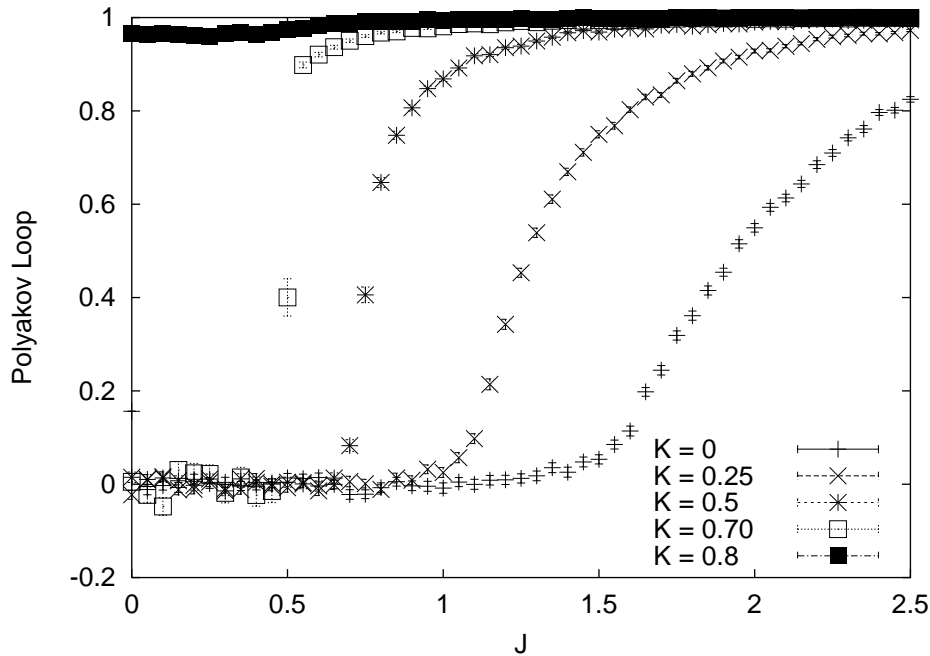


FIG. 3. Expectation value of the Polyakov loop on an 8^3 lattice along lines of constant K . We took 150 measurements at each point with each measurement separated by 35 Monte Carlo steps. The system is allowed to equilibrate for 200 Monte Carlo updates between points.

separated by 35 Monte Carlo steps between measurements and 200 Monte Carlo measurements between points. The transition is rounded due to finite size effects.

The results found by looking at the expectation value of the helicity modulus and the Polyakov loop were used to construct the phase diagram shown in Fig. 2. The transitions were taken to be when the observable is statistically non-zero. Boundaries between the deconfined phase and the confined phase and between the deconfined phase and the condensed phase are understood from studying the Ising model and the XY model, and the boundary between the confining phase and the condensed phase has been studied by Senthil and Fisher.⁷ This is a transition at which both the gauge field and the boson field order. This phase transition occurs down to $K = 0$ where there is no plaquette term in the action, implying that it is the ordering of the bosons that forces the gauge field to order.

III. VISONS

As discussed in the introduction, the fractionalized phase II has a topological order caused by the presence of visons threading the torus. These visons are trapped, as previously noted. Senthil and Fisher recently proposed a method for detecting this topological order by driving the system between this phase and phase III, in which the ϕ field is condensed.^{2,3} In our numerical experiments the presence of visons can be determined by observables such as the Polyakov loop that measure the gauge field directly, while in real-world systems this is typically not possible. It is therefore necessary to be able to determine the topological order without observing the gauge field directly.

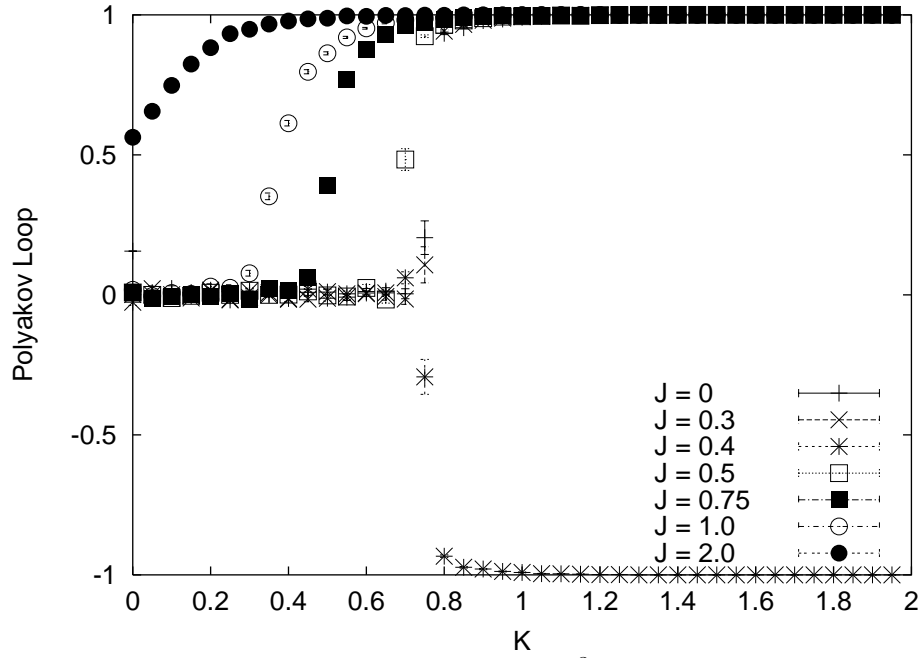


FIG. 4. Expectation value of the Polyakov loop on an 8^3 lattice along lines of constant J . We took 150 measurements at each point with each measurement separated by 35 Monte Carlo steps. The system is allowed to equilibrate for 500 Monte Carlo updates between points. A vison is trapped in the run where $J = 0.4$.

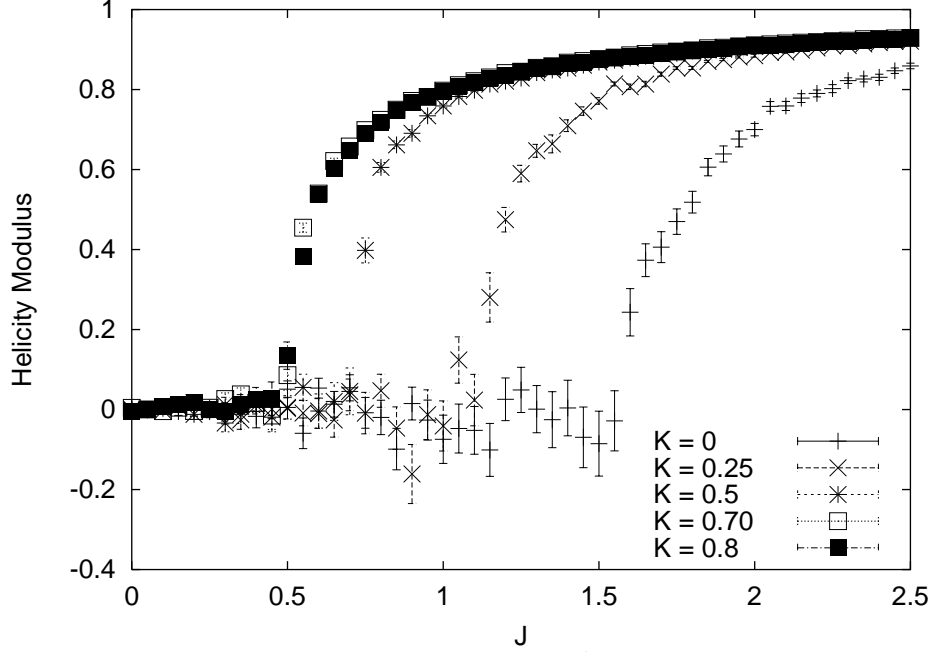


FIG. 5. Expectation value of the helicity modulus on a 8^3 lattice along lines of constant K . We took 150 measurements at each point with each measurement separated by 35 Monte Carlo steps. The system is allowed to equilibrate for 200 Monte Carlo updates between points.

However, as discussed by Senthil and Fisher, the boson field can be used to probe the topology on the lattice in the condensed phase, in which it has long-range order. Anti-periodic boundary conditions generated by a vison threading the torus cause the bosons to gradually twist by $\pm\pi$ from one side of the vison string to the other. This gives rise to a non-zero gauge invariant current,

$$I_{\hat{\mu}} = J \left\langle \sum_i \sigma_{i i+\hat{\mu}} \sin(\phi_i - \phi_{i+\hat{\mu}}) \right\rangle, \quad (5)$$

which can be measured. Here $\hat{\mu}$ is a spatial unit vector perpendicular to the vison string. In this way, measuring the gauge-invariant current can determine the topological order of the lattice. Thus, when a single vison string threads the torus we expect a boson current to flow corresponding to the π change in the phase produced by the vison.

In the ordered phase, the fluctuations in the boson phase lead to a renormalization of J ,

$$J_r = J \langle \sigma_{i i+\hat{\mu}} \cos(\phi_i - \phi_{i+\hat{\mu}}) \rangle. \quad (6)$$

As the bare coupling J increases and one goes deep into the boson condensed phase, the phase fluctuations decrease and J_r/J goes to 1. In a real physical measurement, the quantity entering the circulation or flux is the renormalized coupling J_r , so that a measurement of $I_{\hat{\mu}}$ gives $J_r\pi$. For a finite L^3 lattice we expect that when a vison is trapped and the system is switched into the condensed boson phase III by increasing J , one will find

$$I_{\hat{\mu}}/J_r = \pm L \sin\left(\frac{\pi}{L}\right), \quad (7)$$

which goes to $\pm\pi$ as L goes to infinity.

The lattice is initially prepared at $K = 1$ and $J = 1$ in the condensed phase with a single vison string threading the torus and a gradual twist of the bosons by π . In a real-world system, this would be achieved by threading an $hc/2e$ magnetic flux quantum through the sample.^{2,3} If the system is then moved to the fractionalized phase by decreasing J to 0.25, the boson current disappears, but the vison remains trapped so that the boson current returns with the same magnitude if the system is moved back to the condensed phase. We have done this numerically on an 8^3 lattice using our Euclidean action, with the results shown in Fig. 6. Here we have plotted $I_{\hat{\mu}}/J$ and we see that this ratio is non-zero in the condensed phase, signifying the presence of a vison that remains trapped in the fractionalized phase. For $K = 1$ and $J = 1$ on an 8^3 lattice J_r/J is measured to be 0.81 so that

$$\frac{I_{\hat{\mu}}}{J} = \pm \frac{J_r}{J} 8 \sin\left(\frac{\pi}{8}\right) \simeq \pm 2.48, \quad (8)$$

in agreement with Fig. 6. Note that the boson current can be either positive or negative reflecting the direction of the gradual twist induced by the vison.

If the system with a single trapped vison is moved to a phase without fractionalization, the confined phase I, the vison can escape. For example, at $K = 0.5$ and $J = 1.5$ we have prepared the system in the condensed phase with a single vison string threading the torus and a boson current, as shown over the first 2000 sweeps in Fig. 7. For $K = 0.5$ and $J = 1.5$ on an 8^3 lattice J_r/J is measured to be 0.88, so that initially $I_{\hat{\mu}}/J \simeq 2.69$. Then the system is taken into the confined phase I by decreasing J to 0.25 at constant $K = 0.5$. When, after another 2000 Monte Carlo steps, the system is taken back into the boson condensed phase III by increasing J to 1.5, the boson current is seen to vanish. This means that the vison that was initially trapped in the condensed phase escaped when J was decreased to 0.25 with $K = 0.5$. The boson current remains zero through further cyclings between the phases. This type of measurement shows that $(J = 0.25, K = 0.5)$ corresponds to a point in the confined phase and could, in principle, be used for a precise determination of the point separating the confined and deconfined phases along the condensed boson phase line.

IV. CONCLUSION

In this paper we have reported on an investigation of the XY model coupled to a Z_2 gauge field using Monte Carlo techniques. This model was proposed by Senthil and Fisher for the study of fractionalization. By observing the Polyakov loop and the helicity modulus, we have determined the structure of the phase diagram of the theory. In addition, we considered an experiment proposed by Senthil and Fisher to determine the existence of a fractionalized phase. Using phase III, in which the bosons are condensed to measure the existence of a vison, we see that the vison remains trapped in the fractionalized phase. In the non-fractionalized phase, a vison that was trapped in the phase III region is able to escape when the system is taken into the confined phase I.

ACKNOWLEDGMENTS

We would like to thank M.P.A. Fisher and T. Senthil for many insightful discussions. We would also like to thank J. Zannan for his comments. This work was supported by Department of Energy grant 85-ER-45197, National Science Foundation grant CDA96-01954 and by Silicon Graphics Inc.

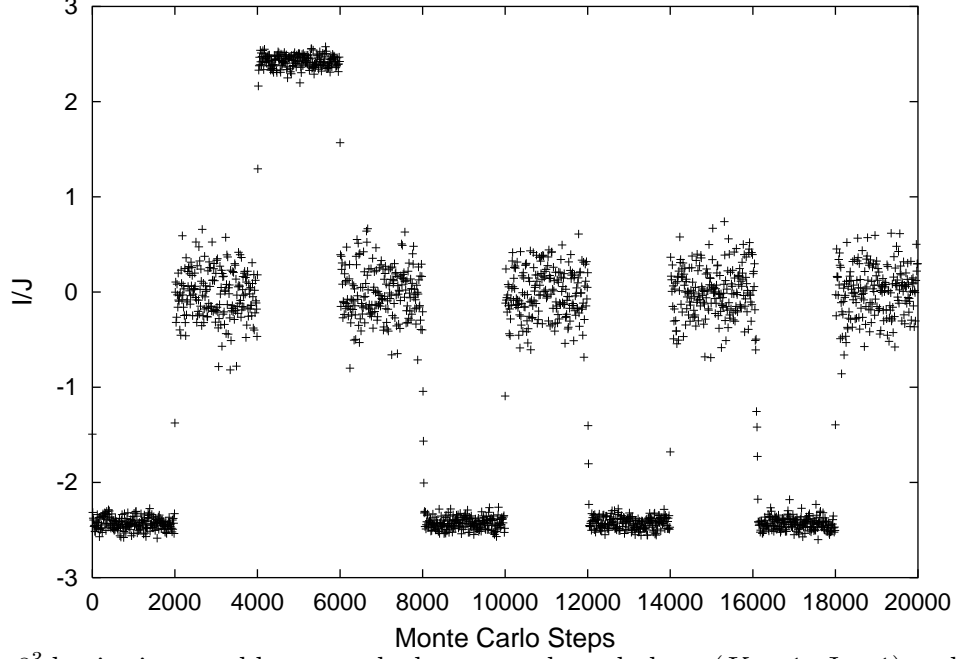


FIG. 6. The 8^3 lattice is moved between the boson condensed phase ($K = 1, J = 1$) and the deconfined phase ($K = 1, J = 0.25$) every 2000 Monte Carlo steps. Note that I/J is not $\pm\pi$ in the boson condensed phase due to fluctuations of the bosons and finite size effects as discussed in the text.

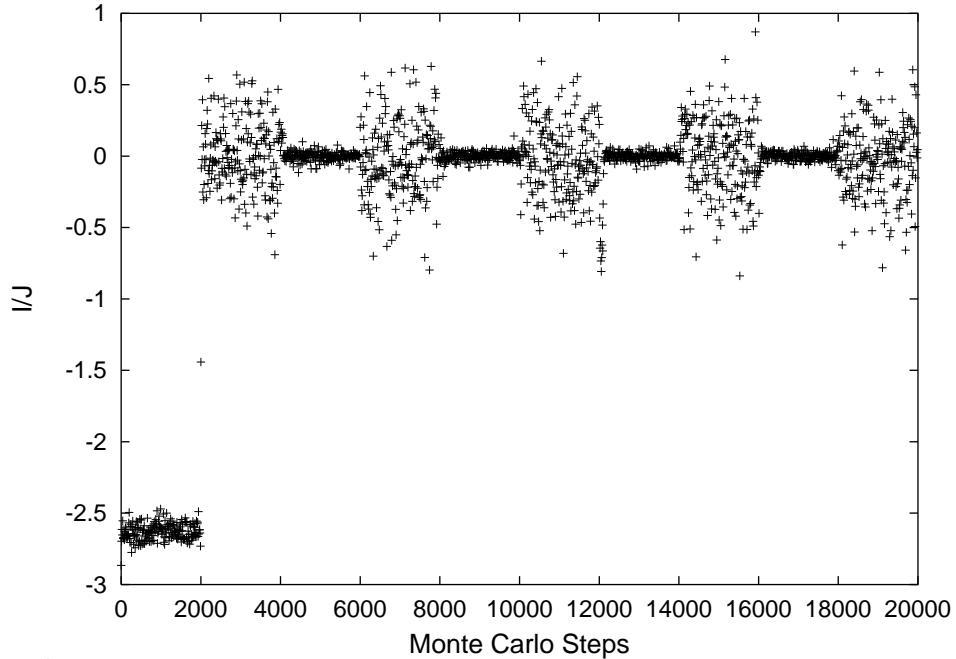


FIG. 7. The 8^3 lattice is moved between the boson condensed phase ($K = 0.5, J = 1.5$) and the confined phase ($K = 0.5, J = 0.25$) every 2000 Monte Carlo steps.

REFERENCES

- ¹ T. Senthil and Matthew P.A. Fisher, cond-mat/9910224
- ² T. Senthil and Matthew P.A. Fisher, cond-mat/0006481
- ³ T. Senthil and Matthew P.A. Fisher, cond-mat/0008082
- ⁴ P.E. Lammert, D.S. Rokhsar, and J. Toner, Phys. Rev. Lett. **70**, 1650 (1993).
- ⁵ L. McLerran and B. Svetitsky, Phys. Rev. D **24**, 450 (1981)
- ⁶ Ying-Hong Li and S. Teitel, Phys. Rev. B **40**, 9122 (1989).
- ⁷ T. Senthil and Matthew P.A. Fisher (private communication).