

# Paramagnetic-diamagnetic interplay in quantum dots for non-zero temperatures

Yu. P. Krasny<sup>1</sup>, N. P. Kovalenko<sup>2</sup>, U. Krej<sup>3</sup>, L. Jacak<sup>4</sup>

<sup>1</sup> Department of Mathematics, University of Opole, 45-052 Opole, Poland

<sup>2</sup> Department of Physics, Odessa State University, 270026 Odessa, Ukraine

<sup>3</sup> Institute of Physics II, University of Regensburg, 93040 Regensburg, Germany

<sup>4</sup> Institute of Physics, Wrocław University of Technology, 50-370 Wrocław, Poland

February 19, 2001

## Abstract

In the usual Fock and Darwin formalism with parabolic potential characterized by the confining energy  $\epsilon_0 = \hbar^2 \epsilon_0 / 2m^* = 3.4$  meV, but including explicitly also the Zeeman coupling between spin and magnetic field, we study the combined orbital and spin magnetic properties of quantum dots in a two-dimensional electron gas with parameters for GaAs, for  $N = 1$  and  $N \geq 1$  electrons on the dot.

For  $N = 1$  the magnetization  $M(T; B)$  consists of a paramagnetic spin contribution and a diamagnetic orbital contribution, which dominate in a non-trivial way at low temperature and fields resp. high temperature and fields.

For  $N \geq 1$ , where orbital and spin effects are intrinsically coupled in a subtle way and cannot be separated, we find in a simplified Hartree approximation that at  $N = m^2$ , i.e. at a half-filled last shell,  $M(T; B; N)$  is parallel (antiparallel) to the magnetic field, if temperatures and fields are low enough (high enough), whereas for  $N \neq m^2$  the magnetization oscillates with  $B_p$  and  $N$  as a  $T$ -dependent periodic function of the variable  $x = \frac{N \epsilon_B}{2m^* c \epsilon_0}$ , with  $T$ -independent period  $x = 1$  (where  $m^* = 0.067m_0$  is the small effective mass of GaAs, while  $m_0$  is the electron mass).

Correspondingly, by an adiabatic demagnetization process, which should

---

Corresponding author, e-mail krasny@math.uni.opole.pl

only be fast enough with respect to the slow transient time of the magnetic properties of the dot, the temperature of the dot diminishes resp. increases with decreasing magnetic field, and in some cases we obtain quite pronounced effects.

PACS: 75.20.g { Diamagnetism and paramagnetism ; 75.30.Sg { Magnetic cooling; 75.90.+w { New topics in magnetic properties and materials; 73.29.Dx { Electron states in low-dimensional structures

## 1 Introduction

Besides the charge degrees of freedom, the spin of the electrons in quantum dots will certainly play an important role in future magnetoelectronic devices for classical or quantum computing, involving quantum dots ('artificial atoms'), [1], although the spin degrees of freedom are usually neglected, since typically the orbital magnetism dominates in quantum dots, as is known, and as we also will see below. However, in this paper we look at the magnetic properties of quantum dots more in detail, including the 'atypical' spin degrees of freedom, to see whether in this way one may be lead to some 'new physics'. Moreover, it is clear that for our purpose not the most elaborate many-body techniques are important, but simple approaches should suffice to draw relevant conclusions. With this in mind, we concentrate below on the two case  $N = 1$  and  $N \gg 1$ , where  $N$  is the number of electrons in the dot.

In any case, solids with quantum dots (i.e. planar artificial atoms) being placed in an external magnetic field  $B$  have to acquire an additional magnetic moment. If the dots do not interact, this moment is  $N_D \bar{M}$ , where  $\bar{M}$  is defined as the mean magnetic moment of a single dot and  $N_D$  the number of dots. That is why the following calculations reduce to considering the behaviour of a single dot being in thermodynamic equilibrium with the surrounding. In this case we can consider the magnetic field  $B$  acting on the electrons in the dot as being identical to the external field.

In the following we always assume that the field  $B$  is constant in space and has the  $z$ -direction, whereas the electrons move in the  $(x;y)$ -plane.

## 2 The case of $N = 1$ :

For the beginning, we consider the simple case of a dot with one electron. In such a model, and in the usual effective mass approximation, the motion of the electron is described by the Hamiltonian

$$\hat{H} = \frac{\hbar^2}{2m} \nabla^2 + \frac{1}{2} m \omega_0^2 r^2 + \frac{\hbar \omega_c}{2} \hat{l}_z + g \hat{S}_z ; \quad (1)$$

where  $m$  is the effective mass of the electron ( $= 0.067 m_0$  for GaAs, where  $m_0$  is the electronic mass),  $\nabla^2$  is the Laplacian in two dimensions,  $\hbar = h/(2\pi)$ , with Planck's constant  $h$ ,  $\omega_c = \frac{eB}{m c}$  is the cyclotron frequency,  $\omega_0^2 = \omega_0^2 + \frac{\omega_c^2}{4}$ , where  $\omega_0$  is the parameter characterizing the strength of the parabolic potential, which essentially confines the electron to the dot. Finally,  $\hat{l}_z = i(x \frac{\partial}{\partial y} - y \frac{\partial}{\partial x})$ , with integer eigenvalues  $m$ , is the (reduced) operator of the angular momentum, while the corresponding (reduced) spin-momentum operator  $\hat{S}_z$  has the eigenvalues  $\pm \frac{1}{2}$  (Here 'reduced' means 'measured in units of  $\hbar$ '). Furthermore, in the following we use the 'effective Bohr magneton'  $\mu_B = \frac{\hbar \omega_c}{2B} = \frac{\hbar e}{2m c}$ ;  $g = \frac{m}{m_0} g$  is the corresponding effective  $g$ -factor, where for the free electron one would have  $m = m_0$  and  $g = 2$ , whereas for GaAs, we have  $g = 0.44$ , and (as already mentioned)  $m = 0.067 m_0$ . Therefore, for GaAs, the quantity  $\mu_B$  is  $\frac{1}{18}$ , whereas  $\mu_B = \frac{1}{18}$ . The eigenfunctions of the Hamiltonian (1) have the following form, [2]

$$\psi_{n,m}(\mathbf{r}) = \psi_{n,m}(\mathbf{r}) s_z(\sigma); \quad (2)$$

where  $s_z(\sigma)$  are normalized eigenfunctions of the spin operator  $\hat{S}_z$  with eigenvalue  $s_z = \pm \frac{1}{2}$ , while the coordinate wave function can be written as

$$\psi_{n,m}(\mathbf{r}) = \frac{a^{n_+} b^{n_-}}{l_0^{n_+} 2^{n_+} n_+! n_-!} \exp \left( -\frac{x^2 + y^2}{2l_0^2} \right); \quad (3)$$

Here

$$\begin{aligned} a &= \frac{1}{2i} \frac{x + iy}{l_0} \quad \frac{\partial}{\partial x} + i \frac{\partial}{\partial y} \\ b &= \frac{1}{2} \frac{x - iy}{l_0} \quad \frac{\partial}{\partial x} - i \frac{\partial}{\partial y}; \end{aligned}$$

with  $l_0^2 = \frac{\hbar^2}{m} l$ ;  $n = 0, 1, 2, \dots$ ;  $s_z = \pm \frac{1}{2}$ .

The energy eigenvalues corresponding to these wavefunctions are

$$E_{n, m, s_z} = \frac{\hbar^2 k^2}{2m} + \left(n + \frac{1}{2}\right) \hbar \omega_c + g \mu_B s_z \quad (4)$$

with  $\omega_c = \frac{e \hbar}{m} B$ .

The partition function  $Z(T; B)$  of the system can be easily calculated and is equal to

$$\begin{aligned} Z(T; B) &= \sum_{n=0}^{\infty} \sum_{m=0}^{\infty} \sum_{s_z=\pm 1/2} \exp\left(-\frac{E_{n, m, s_z}}{k_B T}\right) \\ &= \sum_{n=0}^{\infty} \sum_{m=0}^{\infty} \sum_{s_z=\pm 1/2} \exp\left(-\frac{\hbar^2 k^2}{2m k_B T} - \left(n + \frac{1}{2}\right) \frac{\hbar \omega_c}{k_B T} - g \frac{\mu_B B}{k_B T} s_z\right) \end{aligned} \quad (5)$$

where  $k_B$  is the Boltzmann constant and  $T$  the 'Kelvin temperature'. All other characteristic thermodynamic quantities can be found from  $Z(T; B)$  by known derivatives. For instance, the mean moment of a dot is, [3]:

$$M = k_B T \frac{1}{Z} \frac{\partial Z}{\partial B} \quad (6)$$

Thus for  $N = 1$ , the Free Enthalpy  $G(T; B) = k_B T \ln Z(T; B)$ , and the magnetization as well, can simply be separated into a 'paramagnetic' spin contribution, corresponding to the first factor on the r.h.s. of (5), and the usual diamagnetic 'orbital' contribution corresponding to the second factor in (5). Due to the smallness of  $g$ , the paramagnetic contribution is very small in GGA's. However at low fields, for high enough temperatures the spin contribution dominates in any case, since a systematic Taylor expansion shows that the 'paramagnetic factor' is  $Z_{\text{spin}} = 1 + \frac{(g \mu_B)^2 e^2 B^2}{8 (m \hbar)^2 k_B^2 T^2} + \dots$  (i.e. the correction is  $\propto B^2 = T^2$ ), whereas the 'orbital factor' is  $Z_{\text{orbital}} = 1 - \frac{\hbar^4 l_0^2 l_c^2}{48 k_B^4 T^4} + \dots$  (i.e. here the correction is  $\propto B^2 = T^4$ ). Note that here we have explicitly used the  $B$ -dependence of  $l_c = l_0 + \frac{1}{4} B$ , which sometimes should not be 'approximated away' too early.

Of course we are more interested in the low-temperature behaviour: In any case, the magnetization  $M(T; B)$  can be calculated for  $N = 1$

completely generally from the following formula, with  $\beta = (k_B T)^{-1}$ , and with the characteristic energy  $\epsilon_B = \hbar \omega_B / 2$ , namely  $\epsilon_B = \frac{\hbar \omega_B}{2}$ :

$$\frac{M(T; B)}{B} = \frac{g}{2} \frac{\text{th} \frac{g \epsilon_B}{2}}{\frac{\text{sh}(\frac{\epsilon_0^2 + \epsilon_B^2}{2})}{\text{ch}(\frac{\epsilon_0^2 + \epsilon_B^2}{2})} \frac{\text{sh}(\epsilon_B)}{\text{ch}(\epsilon_B)}} : \quad (7)$$

This formula can be evaluated in various limits, i.e. due to the smallness of  $g$  for GaAs, one can consider for example the limit  $\frac{g \epsilon_B}{2} \ll 1$  while at the same time  $\epsilon_B \gg 1$  (i.e.  $\frac{\hbar \omega_B}{2k_B T} \gg k_B T$ ), which is somewhat strange, although not unreasonable, if one considers fields in the Tesla range and temperatures in the Millikelvin region.

In the following, we also consider adiabatic demagnetization or magnetization processes, i.e. where during the change of  $B$  and the ensuing measuring processes the entropy of the dot is kept constant. This only implies that the changes of the  $B$ -field, and the measuring processes considered, must be much faster than the thermal relaxation of the dot to the surroundings, which is not unreasonable, since with advanced techniques magnetic fields can at present be changed significantly in two picoseconds, [4, 5], whereas the thermal relaxation of the electronic state of a quantum dot can be much slower, i.e. by several orders of magnitude, [6].

Now an adiabatic change  $B$  leads to a corresponding change  $T$ , which is given by the relation

$$\frac{dT}{dB} \Big|_S = \frac{\frac{\partial S}{\partial B} \Big|_T}{\frac{\partial S}{\partial T} \Big|_B} = \frac{T}{C_B} \frac{\partial M}{\partial T} \Big|_B = + \frac{1}{C_B} \frac{\partial M}{\partial B} \Big|_T : \quad (8)$$

Here we have used the well-known relations  $\frac{\partial S}{\partial B} = \frac{\partial M}{\partial T}$  (which follows from  $dG = -M dB - S dT$ ) and  $C_B = T \frac{\partial S}{\partial T}$  (the 'heat capacity of the dot' at constant  $B$ ). So from  $\frac{\partial M}{\partial B}$ , i.e. from (7), knowing  $B$  and  $C_B$  (which must be  $> 0$  and can be calculated from the formula  $C_B(T; B) = k_B T^2 \frac{\partial}{\partial T} [\ln Z(T; B)] = \frac{\partial}{\partial T} (T^2)$ , one can directly evaluate  $T$ .

So at very low temperatures, i.e. if  $\frac{\hbar \omega_B}{2k_B T} \gg 1$  and  $\epsilon_0 \gg 1$  of course  $\{$  one obtains with the relation  $\text{th}(x) = 1 - 2e^{-2x} + \dots$ , valid

asymptotically for  $x \rightarrow 1$ :

$$\frac{\partial M}{\partial T} = \frac{1}{B} \frac{\partial M(T; B)}{\partial T} = - \frac{1}{B} \left[ (g^2 e^{-\frac{g}{k_B T}} - 2 e^{-\frac{g}{k_B T}}) \right] : \quad (9)$$

But the heat capacity  $C_B$  should remain positive for finite  $T$ . So for GaAs, in a range of sufficiently low temperatures and sufficiently low fields, i.e. for temperatures  $T$  below (above) a value  $T_0(B)$  given by  $\exp \frac{2g}{k_B T_0(B)} = \frac{(g)^2}{2}$ , adiabatic demagnetization ( $dB < 0$ ) leads to a decrease (increase) of  $T$ . If on the other hand we do not assume  $g \gg k_B T$ , but the opposite limit  $g \ll k_B T$ , then we obtain  $\frac{\partial M}{\partial T} = - \frac{1}{B} \left[ \frac{(g)^2}{4} - \frac{k_B T}{g} \right]$ , leading to a similar conclusion, now with  $k_B T_0(B) = \frac{(g)^2}{4}$ , not depending on  $B$ .

In Fig. 1, for various values of  $B$ , we plot the values of  $M(T; B) = \frac{M(T; B)}{B}$  against the temperature  $T$  ranging from 0 K to 0.008 K and the magnetic induction  $B$  ranging from 0 to 0.08 Tesla; the characteristic line  $T_0(B)$  separating positive and negative values of  $M$  is given by the third-lowest contour line from the right, which ends for  $T_0 = 0$  at a value  $B_k = 0.048$  Tesla, and for  $B = 0$  at a value  $T_k = 0.008$  K.

These are the values for GaAs, calculated with  $g = 3.37$  meV. (The corresponding values for  $g = 7.5$  meV are:  $T_k = 0.018$  K;  $B_k = 0.1$  Tesla, i.e. they scale roughly  $\propto g$ , as expected.)

In Fig. 2, the adiabatic derivative  $(\frac{dT}{dB})_S$  from eq. (8) is plotted over  $B$  resp.  $T$  ranging from 0 to 5 Tesla resp. from 0 to 6 K in a 3d-representation with contour lines. The special contour line separating positive and negative values of  $(\frac{dT}{dB})_S$  does hardly depend on  $B$  over an extremely wide range of  $B$ -values, and is clearly visible (it is the line vertically above the points with  $T = 3$  K). In agreement with the '3rd principal law of thermodynamics', the adiabatic derivative  $(\frac{dT}{dB})_S$  always vanishes for  $T \rightarrow 0$ , for all values of  $B$ . But one should note that according to Fig. 2 and Fig. 3,  $(\frac{dT}{dB})_S$  piles up to very high values in the region  $1 \text{ K} < T < 1.8 \text{ K}$ , for  $B$ -values  $< 0.016$  Tesla: Namely, as seen in Fig. 3, in this 'sensitive region' one can easily obtain values of the adiabatic derivative between 100 and 500, and even larger values for temperatures around 1.5 K, if the external magnetic field is around 0.001 Tesla. Note, however, that in our theory we cannot

consider naively the limit  $B \rightarrow 0$ , since the characteristic magnetic length, the 'cyclotron radius'  $l_m(B) := \frac{\hbar}{m v_t} = \frac{\hbar c}{e B}$ , should be much smaller than the distance of two dots, or much smaller than any other geometrical extension of our 2d GaAs dot system (for  $B = 1$  Tesla,  $l_m$  is 25.7 nm). Keeping this constraint in mind, concerning the change of the temperature by an infinitesimal adiabatic demagnetization in the above-mentioned 'sensitive region', we have the following result:

For an isolated quantum dot in 2d-GaAs, with  $N=1$  electrons on the dot, starting at the point ( $T = 1.5$  K,  $B = 0.01$  Tesla), for  $\hbar\delta = 3.37$  meV, we get  $T [K] > 100 B [\text{Tesla}]$ . This implies that an unusually small adiabatic change of the magnetic field can lead to a significant change of the electron temperature in the dot, if one roughly hits the above-mentioned region.

Thus, on the one hand, we have the change of sign of the adiabatic derivative from positive values for  $T < 3$  K to negative values for  $T > 3$  K, a remarkable phenomenon in itself. On the other hand we have the fact that the change  $T$  in the 'sensitive region' is unusually large also in magnitude, i.e. there it is really important to explicitly consider also the spin, and not only the orbital motion.

Therefore, to diminish the dot temperature (compared with the surrounding solid) e.g. by  $T = 0.1$  K (at least for a transient time  $t_T$ , which is determined by the small coupling of the dot to the degrees of freedom of the surrounding system, and which we assume to be much larger than the time  $t_B$  necessary for significant changes  $B$  of the magnetic field), in the above-mentioned region it is only necessary to decrease the magnetic field by  $B < 10^{-3}$  Tesla.

After having reached the thermodynamic equilibrium of the dot with its surroundings, its temperature increases again, but that of the solid decreases, until they equalize, i.e. the final temperature has been lowered in any case. After that, the magnetic field can be turned off isothermally and the process can be periodically iterated. In such a way this process can be used for magnetic cooling of the dot system, which gives a flavour of the 'new physics' involved by controlling the magnetism of the dot.

All this will be considerably more effective { and also more interesting { for a large number of dots and for  $N = 1$  electrons per dot :

### 3 The case $N \rightarrow \infty$ { a simplified Hartree approach :

#### 3.1 Basic approximations

If the dot contains  $N$  electrons, the Hamiltonian is

$$\hat{H} = \sum_{j=1}^N \left( \frac{\hbar^2}{2m} \nabla_j^2 + \frac{\hbar \omega_c}{2} \hat{L}_{z,j} + g \hat{S}_{z,j} \right) + \frac{1}{2} \sum_{i,j} \frac{e^2}{|\mathbf{r}_i - \mathbf{r}_j|} \quad (10)$$

Here the inclusion of the Coulomb interaction for our multi-electron planar parabolic quantum dot leads to considerable complications in comparison to free particles, since the Coulomb energy is of the same order of magnitude as the kinetic energy for electrons confined in dots. This Coulomb interaction is known to consist of the direct term (Hartree term) and the exchange term (Fock term): The former interaction is of long-range type, while the second one is short-ranged (cf. [7]–[8]). Therefore, the role of the exchange energy in relation to the direct Coulomb interaction diminishes with growing  $N$ ; this can already be seen qualitatively from eqs. (12) and (13) in [9], and quantitatively it was shown in a preceding paper, [10], that the ratio of mean direct interaction to the corresponding exchange energy for  $N$  electrons on a planar parabolic quantum dot is growing  $\propto N^{-1/4}$ . Now, it follows from exact calculations for 2–3 electrons that in this case the exchange energy is only of order of  $\sim 1/3$  in magnitude, compared to the Hartree energy. As a consequence, for sufficiently high  $N$  ( $> 10^2$ – $10^3$ ) the exchange energy does no longer play the all-important role and can be neglected at least in zeroth approximation for a qualitative description in the interior of the dot. On the other hand, inclusion of the exchange would preclude analytical solutions for thermodynamic formulae similar to those presented in the preceding chapter 2, which is an additional reason for neglecting the exchange terms in our model for  $N \rightarrow \infty$ .

So, from (10), we arrive at Hartree equations of the form, [11]:

$$\left( \frac{\hbar^2}{2m} \nabla^2 + \frac{1}{2} m \omega_c^2 r^2 + \frac{\hbar \omega_c}{2} \hat{L}_z + g \hat{S}_z + V_j(\mathbf{r}) \right) \psi_j(\mathbf{q}) = \epsilon_{j,j} \psi_j(\mathbf{q}); \quad (11)$$



where  $q := (\mathbf{r}; j); j = 1; 2; \dots; N$ , and where the lower index  $p_j$  represents a triple of the three quantum numbers  $n_+$ ,  $n_-$ , and  $s_z$ , and where  $V_j(\mathbf{r})$  has to be determined self-consistently :

$$V_j(\mathbf{r}) := \frac{e^2}{4\pi\epsilon_0} \frac{1}{r} \int d^3r' \frac{n_j(\mathbf{r}')}{|\mathbf{r} - \mathbf{r}'|};$$

$$n_j(\mathbf{r}) := \sum_{i(6-j)=1}^N \sum_{\mathbf{p}_i} |\psi_{\mathbf{p}_i}(\mathbf{r}; j)|^2;$$

is the dielectric constant of the solid, e.g.  $\epsilon_0 = 12.5$  for GaAs.

(Note that a numerical calculation supports the application of the Hartree approach, at least for a qualitative behaviour of multi-electron dots, [12].)

For a solution of the Hartree equations we use as zeroth approximation the semi-classical formula for  $n(r)$  given in [13], i.e.:

$$n_j(\mathbf{r}) \approx n(\mathbf{r}) = \begin{cases} \frac{3N}{2R^2} \left(1 - \frac{r^2}{R^2}\right) & \text{for } r \leq R \\ 0 & \text{else.} \end{cases} \quad (12)$$

This formula does not correspond directly to quantum wave functions for parabolic confinement, but it describes at least qualitatively the density of electrons inside the dot (comparison with exact numerical results for a small number of confined electrons, [12, 14], shows that the quantum corrections to  $n(r)$  do not modify it essentially except near the edge in cases of 'edge reconstruction', as discussed in the already mentioned paper [9], see also chapter 4.7 in [2]).

As usual, for parabolic confinement we rely on the close connection between the 'effective dot radius  $R$ ' used in (12) and the multi-electron wavefunction; therefore one can treat  $R$  also as an effective variational parameter for this wavefunction.

In zeroth order of perturbation we have with (12) for small  $r \leq R$  :

$$V_j(r) \approx \frac{e^2}{4\pi\epsilon_0} \frac{1}{r} \int d^3r' \frac{n(\mathbf{r}')}{|\mathbf{r} - \mathbf{r}'|} \approx \frac{3Ne^2}{4R} \left(1 - \frac{r^2}{2R^2}\right); \quad (13)$$

As a consequence, in the interior of the dot (and not only there, see the remark below) we now get for the Hartree differential equation the simple 'renormalized form' :

$$\left( -\frac{\hbar^2}{2m} \nabla^2 + \frac{1}{2} m \omega^2 r^2 + \frac{\hbar^2 \omega_c}{2} \hat{L}_z + g \hat{S}_z \right) \psi_{\mathbf{p}}(q) = E_{\mathbf{p}} \psi_{\mathbf{p}}(q); \quad (14)$$

ie. through this equation we now have an effective single-particle equation, where the 'renormalized confining frequency'  $\omega$ , the 'renormalized single-particle energy'  $E_p$ , and the 'renormalized cyclotron length'  $l$  are defined as

$$\omega^2 := \omega_0^2 - \frac{3 N e^2}{4 m R^3}; \quad E_p := E_0 - \frac{3 N e^2}{4 R}; \quad l^2 := \frac{\hbar}{m \omega} \quad : \quad (15)$$

So all three quantities are now  $R$ -dependent, which should be kept in mind. (One could even consider the 'effective single-particle equation' (14) as a kind of 'local density approximation' for a simplified density functional calculation, or even think of using it as a start of a simplified Current Spin Density Functional Calculation, [15], where instead of (15) one could make a more general 'ansatz' for the renormalized confining frequency  $\omega(R)$ , e.g. perhaps an ansatz depending also explicitly on the quantum numbers  $L$  and  $S$  of the total orbital and spin momenta. However it should be kept in mind that through (14) and (15) already a variation of  $R$ , ie. a genuine Hartree effect, influences the spin components  $s_z$  of the wave function differently for  $s = \pm 1$ .)

Note that for our case, ie. for  $N \ll 1$ , one has  $R \ll l$ ; so almost all single-particle wave functions should be exponentially small for  $r > R$ ; therefore only a negligible number of electrons is located near the edge of the dot, and the solutions of eq. (14) given by Eqs. (3) and (4) can also be applied for  $r > R$ .

### 3.2 Thermodynamics

At  $T > 0$  the probability to find an electron of the dot in a state with an energy  $E_p = E_0 - \mu_B s_z + \frac{3 N e^2}{4 R}$ , ie.  $E_p = E_0 - \mu_B s_z$ , is defined by the Fermi distribution  $n_s(\epsilon)$ , ie.

$$n_s(\epsilon_0 + \mu_B s_z - \epsilon) := \frac{1}{1 + \exp \left( \frac{\epsilon_0 + \mu_B s_z - \epsilon}{k_B T} \right)}; \quad (16)$$

where  $\epsilon = \epsilon(T; N; B)$  is the chemical potential of the electrons in the dot, and with  $s = s_z = \pm \frac{1}{2}$

$$s_z := \frac{\epsilon_0 + \mu_B s_z}{2} - g \frac{\hbar \omega_c}{2} s_z - \frac{3 N e^2}{4 R}; \quad \epsilon_c := \hbar \omega_c; \quad (17)$$

The chemical potential can be determined as usual from the condition that  $N = \sum_{s=-\frac{1}{2}}^{\frac{1}{2}} N_s$ , with

$$N_s(T; B; R) = \sum_{n_+ = 0}^{\frac{1}{2}} \sum_{n_- = 0}^{\frac{1}{2}} n_s (n_+ + n_-) : \quad (18)$$

Let us now introduce the Grand Thermodynamic Potential  $Y(T; B; R) = \sum_{s=-\frac{1}{2}}^{\frac{1}{2}} Y_s(T; B; R)$ , through

$$Y_s := \sum_{n_+, n_- = 0}^{\frac{1}{2}} s (n_+ + n_-) ; \text{ with } s( ) := \frac{1}{k_B T} \ln [ 1 + \exp \frac{s}{k_B T} ] : \quad (19)$$

Then the 'mean energy'  $E(T; B; R)$  (i.e. the internal energy, [16]), of the dot, and its Free Enthalpy  $G(T; B; R) = E - T S$ , where  $S$  is the entropy, are determined by the equations

$$E = Y + N T \frac{\partial Y}{\partial T} = \frac{9}{20} \frac{N^2 e^2}{R} ; \quad (20)$$

$$G = Y + N \frac{9}{20} \frac{N^2 e^2}{R} : \quad (21)$$

Here the  $N$  term in eqs. (20) and (21) represents the 'double counting correction' of the Coulomb energy, where we have used that

$$\frac{e^2}{2} \int d^2 r \int d^2 r^0 \frac{n(r) n(r^0)}{r r^0} = \frac{3}{10} \frac{N^2 e^2}{R} :$$

At  $T \rightarrow 0$ ,  $E$  and  $G$  transform into the energy of the ground state of the dot:  $E_0 = \lim_{T \rightarrow 0} E = \lim_{T \rightarrow 0} G = Y_0 + \frac{9}{20} \frac{N^2 e^2}{R_0}$ , where  $Y_0 := \lim_{T \rightarrow 0} Y$ ;  $F := \lim_{T \rightarrow 0} F$ ;  $R_0 := \lim_{T \rightarrow 0} R$ .

Now for finite temperatures we define our 'effective dot radius'  $R = R(N; B; T)$  (or more precise: the 'effective radius of the electron liquid

on the dot') from the condition that the Free Enthalpy should fulfil

$$\frac{\partial G}{\partial R} = 0 \quad (22)$$

Again, this condition couples spin and orbital degrees of freedom.

As in [10], we now use Laplace transforms of the quantities appearing in (18) and (19), marked by a 'tilde'; e.g. we write

$$n_s(\omega) = \frac{1}{2\pi i} \int_{c-i\infty}^{c+i\infty} dp \, n_s(p) e^{p\omega}; \quad \text{with} \quad n_s(p) = \int_0^\infty d\omega \, n_s(\omega) e^{-p\omega};$$

where  $c$  is an arbitrary real number, which must only be 'positive enough' to ensure existence of the transformation (see below). Then  $N_s$  and  $Y_s$  can be represented in the following form:

$$N_s = \int_0^\infty \frac{\partial n_s(\omega)}{\partial \omega} Z(\omega) d\omega; \quad (23)$$

$$Y_s = \int_0^\infty n_s(\omega) Z(\omega) d\omega; \quad (24)$$

where the Laplace transform of  $Z(\omega)$  is given by the simple expression

$$Z(p) = \frac{1}{p(1 - e^{-p})} : \quad (25)$$

Here the constant  $c$  in the Laplace transform (see above) has to be chosen in such a way that all singularities of  $Z(p)$  are situated to the left of the straight line  $(c - i\infty; c + i\infty)$  { this gives a precise meaning to the above-mentioned formulation 'positive enough' } : Then the contour of integration in (25) can be closed at infinity, and we can use the residuum calculus to evaluate the integral. It is easy to show that  $Z(p)$  has at the same time poles of first order at the points  $p = p_n^{(1)} = 2\pi i n$ , with  $n = 1; 2; \dots$ , and a pole of third order at  $p = 0$ , if the quantity  $X = \frac{1}{2}$  is  $\notin X_0$ , where

$$X_0 = 0; \frac{1}{3}; \frac{1}{5}; \frac{3}{5}; \dots : \quad (26)$$

If, on the other hand, the non-generic condition  $X = X_0$  is fulfilled, then  $Z(p)$  has poles of first, second and third order.

From now on we will be interested only in the 'generic situation', i.e. in such fields, for which  $X \neq X_0$ . Having found all the residues of  $Z(p)$  and performing the summation with respect to all poles, we find an expression for  $Z(s)$ . Then, substituting  $Z(s)$  into the integrals (23) and (24) and using the properties of the Fermi functions, we find expressions for  $N$  and  $Y$ . In the low-temperature limit  $k_B T \ll \epsilon_F$ , these quantities take the form

$$N = \frac{2}{\pi^2} \left[ \frac{1}{2} + (g^2 - 1) \frac{h_c^2}{2\pi^2} + \frac{2}{3} \frac{k_B T}{\epsilon_F} \right] + \sum_{s=\pm\frac{1}{2}} \left[ \frac{X^{\frac{1}{2}}}{\pi^2} \left( P_1^{(+)} \left( \frac{s}{2} \right) + P_2^{(+)} \left( \frac{s}{2} \right) \right) + \frac{X^{\frac{1}{2}}}{\pi^2} \left( P_1^{(-)} \left( \frac{s}{2} \right) + P_2^{(-)} \left( \frac{s}{2} \right) \right) \right]; \quad (27)$$

$$Y = \frac{1}{3} \frac{\epsilon_F^3}{\pi^2} + \frac{2}{\pi^2} (g^2 - 1) \frac{h_c^2}{2\pi^2} \frac{h_c^2}{2} + \frac{4}{3} \frac{h_c^2}{\pi^2} \frac{k_B T}{\epsilon_F} + \sum_{s=\pm\frac{1}{2}} \left[ \frac{X^{\frac{1}{2}}}{\pi^2} \left( P_1^{(+)} \left( \frac{s}{2} \right) + P_2^{(+)} \left( \frac{s}{2} \right) \right) + \frac{X^{\frac{1}{2}}}{\pi^2} \left( P_1^{(-)} \left( \frac{s}{2} \right) + P_2^{(-)} \left( \frac{s}{2} \right) \right) \right]; \quad (28)$$

where  $\epsilon_F^2 = h_c^2 \left( \frac{3}{4} \frac{N e^2}{m R^3} \right)$ , which corresponds to the first equation in (15). Here the periodic functions  $P_m^{(\pm)}(z)$  have for even  $m$  the form

$$P_m^{(\pm)}(z) = \frac{X^{\frac{1}{2}}}{\pi^2} \frac{2^{-2} n k T}{\epsilon_F^2} \operatorname{sh} \frac{2^{-2} n k T}{\epsilon_F^2} \frac{\cos(2^{-1} m z)}{2^{m-1} m \pi^m}; \quad (29)$$

whereas for odd  $m$  the same result applies, if the functions  $\cos(2^{-1} m z)$  in (29) are replaced by  $\sin(2^{-1} m z)$ .

Finally, we obtain the following expression for the Free Enthalpy :

$$G = \frac{2}{3} \frac{h^3}{2\pi m^3} + \frac{9}{20} \frac{N^2 e^2}{R} + \sum_{s=0}^{\infty} \left( \frac{1}{2} \right)^s \left( P_1^{(+)} \frac{s+1}{2} + P_1^{(-)} \frac{s}{2} \right) + \sum_{s=0}^{\infty} \left( \frac{1}{2} \right)^s \left( P_2^{(+)} \frac{s+1}{2} + P_2^{(-)} \frac{s}{2} \right) + \sum_{s=0}^{\infty} \left( \frac{1}{2} \right)^s \left( P_3^{(+)} \frac{s+1}{2} + P_3^{(-)} \frac{s}{2} \right) + \frac{h}{2} \left( 1 + \frac{4}{3} \right) \frac{h^3}{2\pi m^3} : \quad (30)$$

The chemical potential is found from (27), which can be rewritten as

$$\frac{\mu}{k_B T} = 1 + \frac{1}{N} \left( \frac{h^3}{2\pi m^3} \right)^{1/2} \left( \frac{h^3}{2\pi m^3} \right)^{1/2} \frac{k_B T}{h^3} + \sum_{s=0}^{\infty} \left( \frac{1}{2} \right)^s \left( P_1^{(+)} \frac{s+1}{2} + P_1^{(-)} \frac{s}{2} \right) + \sum_{s=0}^{\infty} \left( \frac{1}{2} \right)^s \left( P_2^{(+)} \frac{s+1}{2} + P_2^{(-)} \frac{s}{2} \right) + \sum_{s=0}^{\infty} \left( \frac{1}{2} \right)^s \left( P_3^{(+)} \frac{s+1}{2} + P_3^{(-)} \frac{s}{2} \right) + \frac{h}{2} \left( 1 + \frac{4}{3} \right) \frac{h^3}{2\pi m^3} : \quad (31)$$

In the lowest approximation, if the number of electrons in the dot is large ( $N \gg 1$ ), then at moderately low magnetic fields ( $h^3 \ll 2\pi m^3$ ) and moderately low temperatures this expression takes the form (in zeroth approximation,  $\mu_0/k_B T = 1$ , or  $\mu_0 = k_B T$ ).

In the next approximation, within an accuracy of order  $1/N$ , the chemical potential is equal to

$$\mu = \mu_0 + \frac{1}{2N} f(N; B; T) ; \quad (31)$$

where the quantity

$$f(N; B; T) = \frac{1}{2} (g_0)^2 \left[ 1 - \frac{h^2 c^2}{2 \omega_0^2} \frac{2}{3} \frac{k_B T}{\omega_0^2} \right. \\ \left. + \sum_{s=1}^{\infty} \frac{1}{X^2} \left[ P_1^{(+)} \frac{s+1}{2} + P_1^{(-)} \frac{s}{2} \right] \right. \\ \left. + \sum_{s=1}^{\infty} \frac{1}{X^2} \left[ -P_2^{(+)} \frac{s+1}{2} + -P_2^{(-)} \frac{s}{2} \right] \right]$$

is of order of magnitude  $O(1)$ , and from (17) one gets

$$p_{s_z} = \frac{p_0}{N} + \frac{v}{c} \frac{h^2 c^2}{2} g \frac{h^2 c^2}{2} s_z \frac{3 N e^2}{4 R} :$$

If we substitute this expression for  $f(N; B; T)$  in (30), we obtain the Free Enthalpy as a function of  $N$ ,  $B$  and  $T$ . As follows from (31), the first summand in the r.h.s. of (30) is of order  $N^{\frac{3}{2}}$ , if  $\omega_0 \ll N$  (it can be shown that  $\omega_0 = 1/6$ , see eq. (33) below). The second summand on the r.h.s. of (30) is of order  $N^2$  (with  $\omega_0 = \frac{1}{3}$ , see (33)). All other summands have still less order of magnitude. If we retain only the first two terms in the r.h.s. of (30) and use (22), then we come to the following equation for  $R$ , [10]:

$$\omega_0^2 = \frac{3}{4} \frac{N e^2}{R^3 m} \left[ 1 + \frac{100 a_B}{27 R} \right]; \quad (32)$$

where  $a_B = \frac{h^2}{m e^2}$  is the effective Bohr radius.

This means that  $\omega_0$  ( $= \frac{\omega}{h}$ ) is essentially identified with the plasma frequency calculated from the electron density in the dot calculated with  $T = 0$  and  $B = 0$ ; in this approximation the radius  $R$  of the dot does not depend on  $B$  and  $T$  at all and is defined only by the number  $N$  of electrons on the dot. To obtain a dependence of  $R$  on  $B$  and  $T$  while solving equ. (32), it is in principle necessary to take into account corrections of higher order; yet at  $N \gg 1$  the corrections are very small, namely of relative order  $O(N^{-\frac{1}{2}})$ , and we neglect them.

For  $a_B \ll R$  the solution of (32) in the first approximation is

$$R = R_0 \left( 1 + \frac{100 a_B}{51 R_0} \right); \quad (33)$$

where  $R_0 := \left( \frac{3 N e^2}{4 m \hbar^2} \right)^{\frac{1}{3}}$ .

Hence  $\phi_0 = \hbar^{-1} \int_0^R \frac{3 N e^2}{4 m R^3} r^{\frac{1}{2}} dr = \hbar^{-1} \left( \frac{100 a_B}{27 R} \right) = \left( 1 + \left( \frac{100 a_B}{27 R} \right) \right)^{\frac{1}{2}} / R^{\frac{1}{2}} / N^{\frac{1}{6}}$ , and  $\frac{9}{20} \frac{N^2 e^2}{R} / \frac{N^2}{R} / N^{\frac{2}{3}}$ , as already stated above.

From Eq. (32) it follows that  $R$  transforms into  $R_0$  in the classical limit ( $\hbar \rightarrow 0$ ), cf. Eq. (12). Moreover, the dependence of  $R$  with respect to  $N$  and  $\hbar^{-1}$  as above, corresponds well to numerical results from [8].

Now the magnetic moment of a dot is defined by the derivative

$$M = \frac{\partial Y}{\partial B} :$$

Using expression (29) for  $Y$  we find  $M$ , taking into account terms of order  $1/N$ :

$$\frac{M}{B} = \frac{P_0}{N} \left( g^2 - 1 - \frac{B}{B_0} + 2 \frac{P_1^{(+)} \frac{B}{B_0} + P_1^{(-)} \frac{B}{B_0}}{1 + \frac{(B/B_0)^2}{2}} \right); \quad (34)$$

where  $B_0 = \frac{P_0}{N}$  has been defined above.

We see from this expression that  $M \neq 0$  for  $B \neq 0$ , since then  $g^2 = 1$ . At the same time the first summand on the r.h.s. of (34) is negative ( $(g^2 < 1)$ ) and monotonously decreasing with increasing  $B$ . However the second summand oscillates around zero with increasing  $B$ , and so the possibility exists that  $\frac{1}{B} \frac{M}{B}$  may be positive at  $B \neq 0$ . Let us find out conditions when this case can happen:

For this we expand the r.h.s. of (34) into a series in terms of  $B$ , and in a linear approximation in  $B$  we get for  $N \gg 1$ :

$$\frac{M}{B} = \frac{P_0}{N} \left( g^2 - 1 - \frac{B}{B_0} + 4N \frac{P_1^{(+)} \frac{B}{B_0} + P_1^{(-)} \frac{B}{B_0}}{2} \right); \quad (35)$$



The function  $P_0(x)$  is periodic, with period  $x = 1$ , namely

$$P_0(x) = 2 \sum_{n=1}^{\infty} \frac{e^{-2nk_B T}}{n} \sinh \frac{2nk_B T}{n} \cos(2\pi nx); \quad (36)$$

which can also be written as  $P_0(x) = \sum_{n=-\infty}^{\infty} A(x-n)$ ; where the functions  $A(x-n)$  are calculated in the Appendix. As a consequence of the large- $n$ -behaviour of the Fourier coefficients in front of  $\cos(2\pi nx)$  in (36), the function  $A(x)$  reaches a sharp maximum at  $x = 0$ , namely:

$$A(x) = \frac{1}{4k_B T} \cosh \frac{x}{2k_B T} \quad ; \quad A(0) = \frac{1}{4k_B T} :$$

Thus the function  $P_0(N)$  in eq. (35) takes positive values at  $N = m^2$  ( $m = 0; 1; 2; \dots$ ), if at the same time  $\frac{1}{4k_B T} > 1$  (see also eq. (37) below).

Therefore at low fields the quantity  $\frac{M}{B}$  is positive, if the following two conditions are simultaneously fulfilled, namely (i) the temperature has to be low enough:  $T < T_0 = \frac{1}{4k_B}$ , and (ii) the number  $N$  of electrons in the dot is equal to  $N = m^2$ , with  $m = 0; 1; 2; \dots$  (which corresponds for  $B = 0$  to a 'half filled outer shell' condition, as we shall see).

In fact, for a planar parabolic dot in the absence of magnetic field  $B$  and in a one-electron approximation without interaction, the energy levels of the electron are defined by quantum numbers  $n = 0; 1; 2; \dots$ , ( $\epsilon = n_+ + n$  in Eq. (4)) and are degenerate with respect to the numbers

$$n_+ = n = \begin{cases} 0; 2; 4; \dots; & n \text{ for even } n \\ 1; 3; 5; \dots; & n \text{ for odd } n \end{cases}$$

and, of course, also degenerate with respect to the spin.

Electronic states of a planar dot with the same quantum number  $n$  form a 'shell': Then at  $N = m^2$  the last electron shell (i.e. with the highest possible  $n$ ) of the parabolic dot turns out to be just half-filled.

(Here it should be noted that in eq. (35) the explicit spin dependence { i.e. the term involving  $(g)^2$  } is negligible for  $N \gg 1$ , and the phenomenon considered is actually primarily a shell effect.)

As a consequence, a planar quantum dot with  $N = m^2$  ( $m \gg 1$ ), at low temperatures ( $T < T_0 = \frac{1}{4k_B}$ ) and at 'sufficiently low fields' (what

this means quantitatively, is determined soon), i.e. for  $B \neq 0$ , turns out to be a 'paramagnetic two-dimensional artificial atom' with magnetic moment

$$M(T; B; N) = \frac{4N}{4k_B T} \left( 1 - \frac{B}{B_0} \right)^2 : \quad (37)$$

Thus, when the magnetic field is increased, the magnetic moment of a planar dot in a two-dimensional electron gas at first increases /  $B$  according to (37); then, according to (34) it reaches a maximum, then diminishes again, vanishes, and becomes negative.

Let us find the value  $B_0$ , where  $M$  vanishes. At  $N = m^2$ , i.e. at integer  $\frac{N}{m^2}$ , we have

$$P_1(x) = \frac{0}{2} \quad P_1 = \frac{P}{N} \left( 1 - \frac{B}{B_0} \right)^2 \quad P = \frac{P}{N} \frac{B}{B_0} ;$$

where  $P_1(x)$  has been defined above. Then

$$\frac{M}{B} = \frac{P}{N} \left( (g)^2 - 1 \right) \frac{B}{B_0} + 4P_1 \frac{P}{N} \frac{B}{B_0} : \quad (38)$$

If  $T \neq 0$ , then at  $0 < x < 1$  :  $P_1(x) = \frac{1}{2} x$ . That is why at  $T = 0$  for sufficiently small magnetic fields

$$\frac{M}{B} = \frac{P}{N} \left( (g)^2 - 1 \right) \frac{B}{B_0} + 2 \frac{P}{4N} \frac{B}{B_0} :$$

The r.h.s. of this expression is positive when

$$B < B_0 = \frac{2}{(4 \frac{P}{N} + 1) (g)^2} \frac{P}{2N} : \quad (39)$$

So 'sufficiently small fields' means  $B < B_0$ ; i.e. in the region ( $B < B_0$ ,  $T < T_0$ ) the magnetic moment of a planar dot is positive (i.e. the dot is paramagnetic). Outside this region  $M$  is  $< 0$ , and the dot is diamagnetic.

For GaAs at  $\hbar\omega_0 = 3.37$  meV we have the following typical values for  $T_0$  and  $B_0$ , which should be compared with the results of Figs. 2,3 :

$$N = 100; \quad T_0 = 3.26 \text{ K}; \quad B_0 = 0.065 \text{ T};$$

$$N = 25; \quad T_0 = 4.10 \text{ K}; \quad B_0 = 0.164 \text{ T} :$$

As in the case of a dot with  $N = 1$  electron, usually the adiabatic temperature derivative  $\frac{dT}{dB}_S$  w.r. to changes of the magnetic field is calculated through the expression

$$\frac{dT}{dB}_S = T \frac{\frac{\partial M}{\partial T}_{B,N}}{C_{B,N}} ;$$

where  $C_{B,N}$  is the heat capacity of the dot. From (27) and (28) it is easy to show that

$$C_{B,N} = \frac{N}{3} \frac{2}{3} \frac{k_B^2}{T_0} + O\left(\frac{1}{N}\right) :$$

If we consider dots with half-filled last electron shell (i.e.  $N = m^2$ ), then according to (38)

$$\frac{\partial M}{\partial T}_{B,N} = 4 \frac{\partial}{\partial T} P_1 \frac{N}{3} \frac{k_B^2}{T_0} B :$$

(Here one should remember that  $P_1(x)$  depends on  $T$ , see eq. (29).)

Hence it follows that

$$\frac{dT}{dB}_S = 4 \frac{N}{3} \frac{2}{3} \frac{k_B^2}{T_0} \frac{\partial}{\partial T} P_1 \frac{N}{3} \frac{k_B^2}{T_0} B : \quad (40)$$

If we use the relationship  $\frac{\partial P_1(x)}{\partial x} = P_0(x)$  and the expression (36) for  $P_0(x)$ , then it is possible to show that at  $0 < x < 1$

$$P_1(x) = \frac{1}{2} \sum_{n=1}^{\infty} \frac{x^n}{2k_B T} \frac{(x^n)^{\frac{1}{n}}}{x + \frac{1}{2}} :$$

Hence it follows that the derivative  $\frac{\partial P_1(x)}{\partial T}$  vanishes at  $x=0, \frac{1}{2}, 1$ . At the same time

$$\frac{\partial^2 P_1(x)}{\partial x \partial T} \Big|_{x=0} = \frac{\partial^2 P_1(x)}{\partial x \partial T} \Big|_{x=1} = \frac{0}{4k_B T^2} < 0; \quad \text{whereas} \quad \frac{\partial^2 P_1(x)}{\partial x \partial T} \Big|_{x=\frac{1}{2}} > 0 :$$

Thus, at low fields ( $\frac{p}{N} \frac{B}{B_0} \ll 1$ ), similar as for  $N = 1$  (see Fig. 2), we get positive values of the adiabatic temperature derivative,

$$\frac{dT}{dB}_S = \frac{3}{2} \frac{1}{k_B} \frac{(B/B_0)^2}{(kT)^2} \quad B > 0 : \quad (41)$$

Altogether this means that the temperature obtained by adiabatic demagnetization of the dots,  $dB < 0$ , is strongly  $B$ -dependent: It first diminishes with decreasing  $B$ , then reaches a minimum value at  $B = B_k := \frac{p}{N} \frac{B_0}{2}$  (since the derivative  $\frac{dT}{dB}_S$  vanishes at  $\frac{p}{N} \frac{B}{B_0} = \frac{1}{2}$ , i.e.  $B = B_k$ ), and then begins to raise, due to the inequality  $\frac{dT}{dB}_S < 0$  at  $B > B_k$ .

Concerning the  $B$ -dependence of  $\frac{dT}{dB}_S$ , we mention { however { the following point: For  $N = 1$ , the contour line  $(\frac{dT}{dB})_S = 0$  in Fig. 2 depends on  $T$  only, but not on  $B$ , for a large region of  $B$  values, where it is simply given by  $T = 3 \text{ K}$ . According to Fig. 2, this seems only to be different for very small  $B$ -values at  $T > 3 \text{ K}$ . In the first-mentioned respect there seems to be a qualitative distinction between the cases  $N = 1$  and  $N \gg 1$ , which we do not yet understand at present.

At last, using expression (41), let us find out, how fast the temperature of a dot diminishes or increases by the adiabatic change of the magnetic field: If we let in (41)  $T_S(B) = T + \Delta T(B)$ , where  $T$  is the initial temperature,  $T_S(B)$  the final temperature, and  $\Delta T(B) \ll T$ , then it is easy to show that

$$\Delta T(B) = \frac{3}{4} \frac{1}{k_B T} \left( \frac{B}{B_0} \right)^3 - \frac{B}{B_0} \frac{B^2}{B_0^2} \quad T : \quad (42)$$

Thus for quantum dots in a two-dimensional electron gas with GaAs parameters at a start temperature of e.g.  $T = 2 \text{ K}$ , and with a 'confining energy'  $\epsilon_0 = \hbar^2 k_0^2 / 2m = 3.37 \text{ meV}$ , if one wants to change the electron temperature on the dot by  $\Delta T = 0.1 \text{ K}$  for  $N = 100$ , the  $B$  field has only to change by  $0.063 \text{ T}$  (tesla) { for  $N = 25$  by  $0.057 \text{ T}$ . If  $\hbar \epsilon_0 = 7.5 \text{ meV}$ , then at  $N = 100$  the field has to change by  $0.04 \text{ T}$  { at  $N = 25$  by  $0.035 \text{ T}$ .

Finally the following points should be mentioned: as a consequence (i) of a pronounced  $B$ -dependence of the total angular-momentum quantum numbers  $L(B)$  and  $S(B)$  of the ground state of the electronic

ensemble and (ii) of the Coulomb interaction of the electrons, oscillations of the physical properties of quantum dots with  $B$  have already been predicted and observed in a number of papers; e.g. even in an early paper of Dingle, [17], before the invention of quantum dots, and later on in papers of Maksym and Chakraborty, [7], and in [12]. Furthermore, numerical results for small numbers of electrons,  $N = 0$  (10), show that the maximum electron density may not be at the origin for all electron numbers and magnetic fields (see e.g. [9], [14], [8], [18]), and that the 'electronic edge' of the quantum dot may get a non-trivial structure, i.e. the 'edge reconstruction', [9, 2]. However, here we stress for  $N = 1$  that

(i) in principle the orbital and spin degrees of freedom are intrinsically coupled for the individual electrons, although of course the total momentum quantum numbers  $S$  and  $L$  remain well-defined for circular dots, and that

(ii) with the quasi-classical electron density (12) it follows from eq. (39) that there are not only periodic oscillations of the magnetization of the dots with a period  $\propto \frac{B_p}{N}$ , but that throughout these oscillations,  $M$  does not remain negative but alternates periodically in sign. This is essentially a 'Hartree shell-effect', and it seems from our analytical results that this should be seen parallel to the exchange mechanisms, i.e. one is dealing { so to say { with two different sides of one coin. This is analogous to the situation in the conventional 3d magnetism, where both the 'Hubbard mechanism' (in mean-field approximation essentially a Hartree effect) and the 'Hund's rule exchange' are important for the magnetic properties, although of different relative importance for different systems.

## 4 Conclusions

It follows from the above-stated that

the magnetization of a planar one-electron dot,  $N = 1$ , see (6), can be separated into two parts: (i) the paramagnetic magnetization caused by the own magnetic spin moment of the electron, and (ii) the orbital magnetization which is due to the quantized orbital motion of the electron of the dot in a magnetic field. At low temperatures ( $T < T_0$ ) and fields ( $B < B_0$ ) the paramagnetic part

of the susceptibility exceeds the diamagnetic one, and as a whole the dot is paramagnetic whereas at high fields and temperatures the dot behaves diamagnetic. An analogous situation is observed concerning the adiabatic temperature derivative w.r. to changes of the magnetic field: At low fields ( $B < B_k$ ) and temperatures ( $T < T_k$ ), the adiabatic temperature derivative  $\frac{dT}{dB}_S$  is  $> 0$ , whereas it is  $< 0$  at high fields and temperatures. For more results for GaAs parameters, Fig. 2 and Fig. 3 should be consulted, and it should be noted that in case of Fig. 3 one obtains quite pronounced effects in the 'sensitive region' of  $T \approx 1.5$  K for  $B < 0.002$  Tesla.

In a many-electron planar dot ( $N \gg 1$ ), the effects of quantization of orbital motion and the spin effects cannot be separated and should be treated simultaneously. We do this within a simplified Hartree approach leading to a renormalized single-particle equation, where the effective radius  $R$  of the electron liquid on the dot is used as a variational parameter for the renormalization, which is performed at finite temperatures, and which couples orbital and spin degrees of freedom in a rather subtle way.

With increasing  $B$ , for  $N \gg 1$ , a spin-dependent restructuring of energy levels takes place. As a consequence of a shell effect, this leads to a periodic change of the magnetic properties of the electrons in a dot with varying  $B$ , which is a function of the variable  $x := \frac{N \hbar \mu_B B}{2m^* c \phi_0}$  with period  $x = 1$ . (Here all parameters have their usual meaning, and  $\phi_0 = h/4e$  is the confinement energy. It should be noted that the period does not depend on the temperature and involves only the characteristic energy scales of the system, except from the factor  $N$ . The factor  $N$  itself is of course related to the above-mentioned condition of a half-filled outer shell,  $N = m^2$ .) Furthermore, the magnetic susceptibility of a dot with a half-filled last electron shell changes not only by magnitude, but also by sign: For low fields ( $B < B_0$ ) and temperatures ( $T < T_0$ ) the dot as a whole is paramagnetic, whereas with raising  $B$  and  $T$  the behaviour of the dot transfers from paramagnetic to diamagnetic.

In an analogous manner, the temperature-effect induced by adiabatic demagnetization of the dot behaves differently at low tem-

peratures and fields ( $T < T_k, B < B_k$ ) and at high fields ( $B > B_k$ ), respectively: In the first-mentioned case, the temperature diminishes with an adiabatic decrease of  $B$  whereas in the second case, it raises.

Acknowledgements

This work was supported by project KBN PB 2 P 0 3 B 055 18. The first two authors would like to thank the University of Regensburg for hospitality.

### Appendix

In this appendix we derive the relation between the periodic function  $P_0(x)$ , given by the 'Bloch representation' eq. (36), and the corresponding 'Wannier representation' by the functions  $A(x-n)$ .

The periodic function  $P_0(x) (= P_1^0(x))$  is

$$P_0(x) = 2 \sum_{n=1}^{\infty} \tilde{A}(n) \cos(2\pi nx) = \sum_{n=-\infty}^{\infty} \tilde{A}(n) e^{i2\pi nx} \quad (1);$$

where

$$\tilde{A}(n) = \frac{2^{-2} n k_B T}{\sinh \frac{2^{-2} n k_B T}{\hbar}} \quad (2);$$

Using the identity

$$\sum_{n=-\infty}^{\infty} \tilde{A}(n) e^{i2\pi nx} = \sum_{n=-\infty}^{\infty} \exp(i2\pi nx)$$

we find

$$\begin{aligned} P_0(x) &= \sum_{n=-\infty}^{\infty} \tilde{A}(n) e^{i2\pi nx} = \sum_{n=-\infty}^{\infty} \tilde{A}(n) \int_{-\infty}^{\infty} dk e^{i2\pi (x-n)k} \\ &= \int_{-\infty}^{\infty} dk \sum_{n=-\infty}^{\infty} \tilde{A}(k) e^{i2\pi (x-n)k} = \sum_{n=-\infty}^{\infty} A(x-n) \quad (3); \end{aligned}$$

with

$$A(\mathbf{x}) = \frac{1}{4k_B T} \int_{-1}^1 \tilde{A}(k) e^{ikx} dk \quad \text{ch} \frac{0x}{2k_B T} : \quad (2)$$

## References

- [1] This point of view is e.g. stressed in a recent preprint of D. Loss and coworkers:  
P. Recher, D. Loss, J. Levy, Spintronics and Quantum Computing with Quantum Dots, <http://arXiv.org/ps/cond-mat/0009270>
- [2] L. Jacak, P. Hawrylak, A. Wojs, Quantum Dots, Springer-Verlag, Berlin (1997)
- [3] S.V. Vonsovskij, Magnetism, Nauka, Moscow (1971), (in Russian)
- [4] C.H. Back, R. Allenspach, W. Weber, S.S.P. Parkin, D. Weller, E.L. Garwin, H.C. Siegmann, Science 285 (1999) 864
- [5] T. Leineweber, H. Kronmüller, J. Magn. Magn. Materials 192 (1999) 575
- [6] D.D. Awschalom, J.M. Kikkawa, Phys. Today 52 (6) (1999) 33
- [7] P.A. Maksym, T. Chakraborty, Phys. Rev. B 45, 1947 (1992)
- [8] P.A. Maksym, Phys. Rev. B 53, 10871 (1996)
- [9] C. de C. Chamon, X.G. Wen, Phys. Rev. B 49, 8227 (1994)
- [10] L. Jacak, Yu. Krasnyj, A. Wojs, Physica B 229, 279 (1997)
- [11] L.D. Landau, E.M. Lifshitz, Course of theoretical physics, Vol. 3: Quantum Mechanics; non-relativistic theory, Pergamon Press, Oxford { New York (1977)
- [12] M. Wagner, U. Merkt, A. Chaplik, Phys. Rev. B 45, 1951 (1992)
- [13] V. Shikin, S. Nazin, D. Heitmann, T. Demel, Phys. Rev. B 43, 11903 (1991)



- [14] D .P fannkuche, V .G udm undson, P A .M aksym , Phys. Rev. B 47, 2244 (1993)
- [15] G .V ignale, M .R asolt, Phys. Rev. B 37, 10685 (1988)
- [16] Since the Zeeman term  $' B M '$  is included in the Hamiltonian  $H$ , the expectation value  $\langle H \rangle$  is called 'Internal Enthalpy' whereas the name 'Internal Energy' is reserved for the expectation value of those parts of  $H$ , e.g. the 'exchange energy', which do depend on  $M$ , but not explicitly on  $B$ . In fact, the relation between the 'Internal Enthalpy'  $I(T;B)$  and the 'Internal Energy'  $U(T;M)$  is given by the Legendre transform  $I(T;B) = U(T;M) - B M$ .
- [17] R B .D ingle, Proc. Roy. Soc. A 211, 500 (1952)
- [18] S M .Rein ann, M .K oskinen, M .M anninen, B R .M ottelson, Phys. Rev. Lett. 83, 3270 (1999);

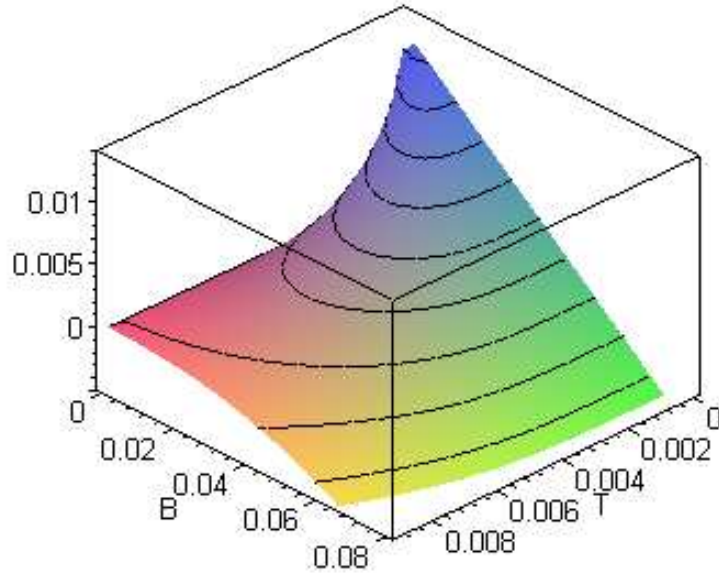


Figure 1 (color):

The reduced magnetization  $M(T; B) = \frac{M}{N \mu_B}$  is presented as a function of the temperature  $T$  (in Kelvin units) and the magnetic induction  $B$  (in Tesla units) for a quantum dot with  $N = 1$  electrons on it, in a two-dimensional electron gas with the parameters of GaAs, and with the confinement potential parameter  $\phi_0 = \hbar^2 \phi_0 = 3.37 \text{ meV}$ . Note the change of sign of  $M$  from paramagnetic behaviour ( $M > 0$ ) to diamagnetic behaviour ( $M < 0$ ) by crossing the pronounced contour line where  $M(T; B) = 0$ . (The apparent discontinuities of the contour lines, representing  $\frac{M(T; B)}{\mu_B} = \pm 5 \cdot 10^{-5}, \pm 2.5 \cdot 10^{-5}, 0, \pm 2.5 \cdot 10^{-5}, \dots$ , are due to inaccuracies of the plotting software.)

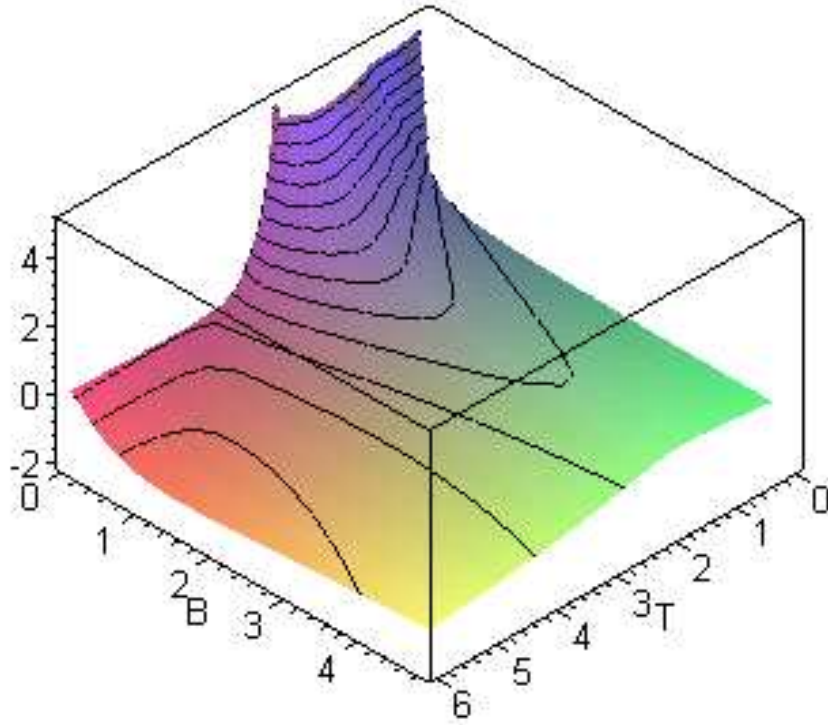


Figure 2 (color):

The 'adiabatic temperature derivative'  $\frac{dT}{dB}_S$  is presented against the temperature  $T$  (in Kelvins) and the magnetic induction  $B$  (in Teslas) for a quantum dot with  $N = 1$  electrons on it, in a two-dimensional electron gas with the parameters of GaAs, and with the confinement potential parameter  $\phi_0 = \hbar\omega_0 = 3.37$  meV. Note the change of sign of the derivative from positive values for low temperatures ( $T < 3$  K) to negative values for higher temperatures, and note the strong increase in the region of 1.5 K for inductions below 1 Tesla. (The apparent discontinuities of the contour lines  $\frac{dT}{dB}_S(T; B) = -1, -0.5, 0, +0.5, \dots$ , are due to inaccuracies of the plotting software.)

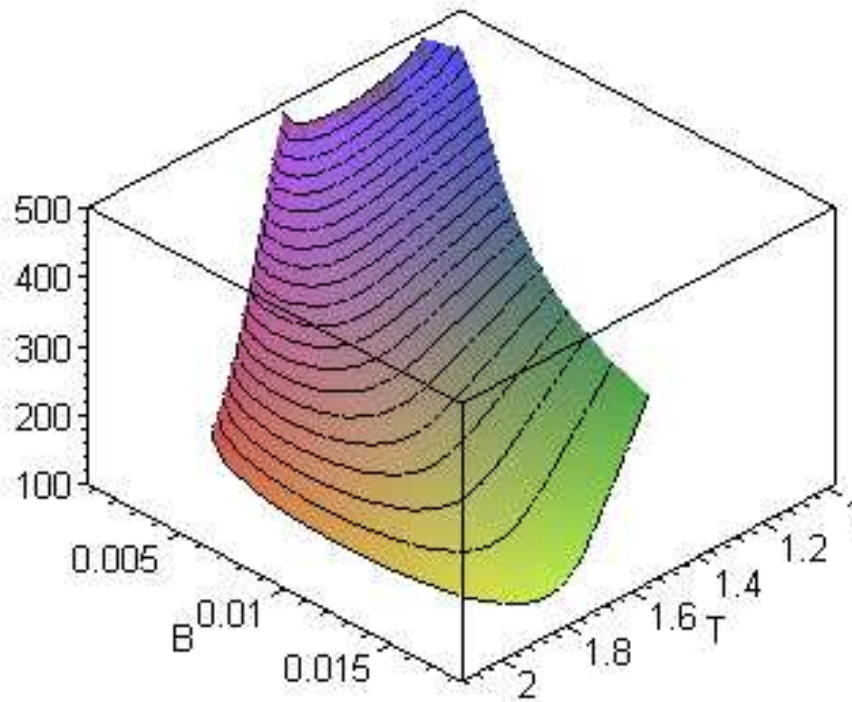


Figure 3 (color):

The same as in Fig. 2, but for inductions as low as 0.002 Tesla and below, where the 'adiabatic temperature derivative' reaches extremely high values. (The apparent discontinuities of the contour lines  $\frac{dT}{dB}_s(T;B) = 100, 120, 140, \dots$ , are due to inaccuracies of the plotting software.)