

Lyapunov exponents and transport in the Zhang model of Self-Organized Criticality.

B. Cessac * Ph. Blanchard † T. Krüger ‡

We discuss the role played by the Lyapunov exponents in the dynamics of Zhang's model of Self-Organized Criticality. We show that a large part of the spectrum (slowest modes) is associated with the energy transport in the lattice. In particular, we give bounds on the first negative Lyapunov exponent in terms of the energy flux dissipated at the boundaries per unit of time. We then establish an explicit formula for the transport modes that appear as diffusion modes in a landscape where the metric is given by the density of active sites. We use a finite size scaling ansatz for the Lyapunov spectrum and relate the scaling exponent to the scaling of quantities like avalanche size, duration, density of active sites, etc ...

PACS number: 02.10.Jf, 02.90.+p, 05.45.+b, 05.40.+j

I. INTRODUCTION.

Within the last 10 years the notion of Self-Organized Criticality (SOC) has become a new paradigm for the explanation of a huge variety of phenomena in nature and social sciences. Its origin lies in the attempt to explain the widespread appearance of power-law like statistics for characteristic events in a multitude of examples like the distribution of the size of earthquakes, $1/f$ -noise, amplitudes of solar flares, species extinction to name only a few cases [1–3]. In this paradigm, the dynamics occur as chain reactions or avalanches. Furthermore, a stationary regime is reached, where the average incoming flux of external perturbations is balanced by the average outgoing flux that can leave the system at the boundary, or by dissipation in the bulk and there is a constant flux through the system. In this stationary state, referred to as the *SOC state*, the distribution of avalanches follows a power law, namely there is scale invariance reminiscent of thermodynamic systems at the critical point. A local perturbation can induce effects at any scale and there are long-range spatial and time correlations. In other words, in this paradigm the system reaches *spontaneously* a critical state without any fine tuning of some control parameter.

Several models have been proposed to mimic this mechanism, like the sandpile model [1], the abelian sandpile [4] or the continuous energy model [5]. The results available are mainly numerical and only a few rigorous results are known. The numerical simulations report the following behaviour. Fix an observable, say x , measuring some property of an avalanche (duration, size, etc ...), and compute the related probability $P_L(x)$ at stationarity for a system of characteristic size L . The graph of $P_L(x)$ exhibits a power law behaviour over a finite range with a cut-off, corresponding to finite size effects. As L increases the power law range increases, leading to the conjecture that a critical state is indeed achieved in the thermodynamic limit, namely that $P_L(x)$ behaves like $\frac{1}{x^{\tau_x}}$ as $L \rightarrow \infty$. τ_x is called the *critical exponent* for the observable x . There is apparently no control parameter to tune to attaining the critical state. Despite the large number of papers written on the subject some basic problems are still open.

*Institut Non Linéaire de Nice, 1361 Route des Lucioles, 06560 Valbonne, France

†University of Bielefeld, BiBoS, Postfach 100131, D-33501, Bielefeld, Germany

‡University of Bielefeld, BiBoS, Postfach 100131, D-33501, Bielefeld, Germany and Technische Universitaet, Str. des 17 July 135, 10623, Berlin, Germany

Guided by the wisdom coming from renormalization group analysis and phase transitions in equilibrium systems, it seems natural to look for a possible classification of the models into universality classes characterized by a set of critical exponents, for a family of “relevant” avalanche-observables. However, the link between the “criticality” of the “out of equilibrium” SOC models and the usual statistical mechanics of phase transitions in equilibrium systems remains to be clarified [6]. Furthermore, apart from the fact that the commonly studied observables (size, duration, area, giration radius) do not necessarily consitute a *complete* set allowing one to classify the models, even the computation of the critical exponents τ_x from numerical data is not easy and there is no agreement yet on the way to do it. It is clear that the simple measurement of the slope of $P_L(x)$ in the linear range of a log-log plot is not reliable, due to the finite sample fluctuations and because the explicit form of the cut-off is not known in general. The computation of τ_x from the behaviour of the moments is certainly a better way. However there is no agreement yet wether one should use a finite size scaling treatment [7] or more sophisticated methods (like multifractal analysis [8]). Therefore, at the moment, the identification of a (supposed) universality class seems problematic. Finally, the central question is: what exactly does the knowledge of the critical exponents τ_x teach us about the model.?

An alternative approach to better understand the behaviour of SOC models can also consist of studying the microscopic dynamics and to infer information about the macroscopic behaviour from this analysis. A detailed analysis can, at first sight, seem useless since the conventional wisdom from classical statistical mechanics is that microscopic “details” are irrelevant, and only structural properties like conservation laws and symmetries are essential. However, as mentionned above, the theory of SOC has not yet reached the level of understanding of classical critical phenomena. It suffers in particular from the lack of a thermodynamic formalism and notions like Gibbs measures and free energy can a priori not be used. On the other hand, by having a precise description of the dynamics of the finite size system one can expect a better understanding of the thermodynamic limit and decide which components in the models definition are really “relevant”, and which information does the usually computed quantities (like critical exponents) actually give us.

This is the essence of the program we developped in [9–11]. We found that Zhang’s model of SOC [5] can be fruitfully studied with the tools of hyperbolic dynamical system theory. Then we were able to extract unexpected results, establishing in particular a formula relating the critical exponent of avalanche size to the spectrum of the Lyapunov exponents. In this paper we develop this point of view and make a further step towards understanding the dynamical properties of this model and their link to the SOC state. We first define the model as a hyperbolic dynamical system of skew-product type. We then define in this setting two different time scales : the *local time* which is the natural time for the dynamical system, and the *avalanche time*, related to the avalanche duration. We introduce a natural invariant measure to characterize the statistical properties at stationarity, and we relate the avalanche observable statistics to the ergodic local time average. We then discuss the role played by the Lyapunov exponents in the dynamics and their relation to the energy transport and to the average avalanche observables. We show that random excitation induces a positive Lyapunov exponent, while the relaxation dynamics corresponds to negative exponents. Furthermore, we show that a wide part of the spectrum (slowest modes) is associated with energy transport in the lattice. In particular, we give bounds on the first negative Lyapunov exponents in terms of the energy flux dissipated at the boundaries per unit of time. We establish an explicit formula for the transport modes, that

appear as diffusion modes in a landscape where the metric is given by the density of active sites. Except for the first modes, they differ dramatically from the normal diffusion modes one would obtain by assuming a uniform density of active sites. It has been argued in [12] that SOC requires a wide separation between the excitation and relaxation time scales (slow driving). We actually show in this paper, as a consequence of our more general analysis, that the dynamics of the Zhang provides naturally this separation, and that the *infinitely slow driving* limit is actually reached as the size of the system goes to infinity. We then show that, using a finite size scaling ansatz for the Lyapunov spectrum, one can relate the obtained scaling exponent to the scaling of quantities like avalanche size, duration, density of active sites, etc

II. DYNAMICAL SYSTEM DEFINITION AND BASIC PROPERTIES.

A. Definition.

The Zhang's model [5], widely inspired from the Bak-Tang-Wiesenfeld precursor model [1], has been introduced as a possible example of a model which "self-organizes" into a critical state in the thermodynamic limit, namely without fine-tuning of a control parameter. Its beauty lies in its simplicity.

Let Λ be a d -dimensional sub-lattice in \mathbb{Z}^d , taken as a square of edge length L for simplicity. Call $N = \#\Lambda = L^d$, and let $\partial\Lambda$ be the boundary of Λ , namely the set of points in $\mathbb{Z}^d \setminus \Lambda$ at distance 1 from Λ . Each site $i \in \Lambda$ is characterized by its "energy" X_i , which is a non-negative real number. Call $\mathbf{X} = \{X_i\}_{i \in \Lambda}$ a configuration of energies. Let E_c be a real, strictly positive number, called the *critical energy*, and $\mathcal{M} = [0, E_c]^N$. A configuration \mathbf{X} is called "stable" iff $\mathbf{X} \in \mathcal{M}$ and "unstable" otherwise. If \mathbf{X} is stable then one chooses a site i at random with some probability $\nu_L(i)$, and add to it energy δ , where δ is set to 1 in this paper (excitation). If a site i is *overcritical* or *active* ($X_i \geq E_c$), it loses a part of its energy in equal parts to its $2d$ neighbours (relaxation). Namely, we fix a parameter $\epsilon \in [0, 1[$ such that, after relaxation of the site i , the remaining energy of i is ϵX_i , while the $2d$ neighbours receive the energy $\frac{(1-\epsilon)X_i}{2d}$. Note therefore that there is *local conservation of energy*. If several nodes are simultaneously active, the local distribution rules are additively superposed, i.e. the time evolution of the system is synchronous. The succession of updating leading an unstable configuration to a stable one is called an *avalanche* (a more precise definition of an avalanche will be given below). There is dissipation at the boundaries namely the sites of $\partial\Lambda$ have always zero energy. As a result, all avalanches are *finite*. The addition of energy is *adiabatic*. When an avalanche occurs, one waits until it stops before adding a new energy quantum. Further excitations eventually generate a new avalanche, but, because of the adiabatic rule, each new avalanche starts from *only one* active site. Note that relaxation depends on *local* conditions while excitation is conditioned by *global* constraints (all sites are quiescent). It is conjectured that a critical state is reached, independently of E_c , at least for large E_c values ¹.

¹Strong deviations from a power law have been observed for small E_c in one dimension [9].

B. The Zhang's model as a dynamical system.

Because all avalanches are *finite* (for finite L), and since we are not interested in the transients, one can, without loss of generality take all initial energy configurations $\mathbf{X} \in \mathcal{M}$. All trajectories starting from \mathcal{M} belong to a compact set \mathcal{B} . Call $\bar{\mathcal{M}} = \mathcal{B} \setminus \mathcal{M}$. $\bar{\mathcal{M}}$ contains the set of all unstable energy configurations achievable in an avalanche starting from an energy configuration in \mathcal{M} .

Fix $\epsilon > 0$, and call $\alpha = \frac{1-\epsilon}{2d}$. Let h be the Heaviside function. Define $H : \mathbb{R}^N \rightarrow \{0, 1\}^N$ such that $H(\mathbf{X})$ is the vector $\{h(X_i)\}_{i=1\dots N}$. Call \mathbf{X}_c the vector $\{E_c\}_{i=1\dots N}$. Finally, let Δ be the discrete Laplacian. The dynamics is defined by the mapping $\mathbf{F} : \mathcal{B} \rightarrow \mathcal{B}$ such that:

$$\mathbf{F}(\mathbf{X}) = \mathbf{X} + \alpha \Delta [H(\mathbf{X} - \mathbf{X}_c) \cdot \mathbf{X}] \quad (1)$$

which redistributes the energy of the active sites in equal parts to the neighbours after one relaxation step. Note that \mathbf{F} is the identity if no site is active, i.e. if $\mathbf{X} \in \mathcal{M}$, and that it is *piecewise linear*, (i.e. linear on sub-domains $\mathcal{B}_k \in \mathcal{B}$). \mathbf{F} is a (singular) diffusion operator and α the diffusion coefficient.

It is useful to encode the dynamics of excitation in the following way. Let Σ_Λ^+ be the set of right infinite sequences $\mathbf{a} = \{a_1, \dots, a_k, \dots\}$, $a_k \in \Lambda$, and σ be the *left shift* over Σ_Λ^+ , namely $\sigma \mathbf{a} = a_2 a_3 \dots$. The elements of Σ_Λ^+ are called *excitation sequences*. The set $\Omega = \Sigma_\Lambda^+ \times \mathcal{B}$ is the *phase space* of the Zhang's model and $\hat{\mathbf{X}} = (\mathbf{a}, \mathbf{X})$ is a point in Ω . The Zhang's model dynamics is given by a map of skew-product type $\hat{\mathbf{F}} : \Omega \rightarrow \Omega$ such that:

$$\mathbf{X} \in \mathcal{M} \Rightarrow \hat{\mathbf{F}}(\hat{\mathbf{X}}) = (\sigma \cdot \mathbf{a}, \mathbf{X} + \mathbf{e}_a) \quad (2)$$

$$\mathbf{X} \in \bar{\mathcal{M}} \Rightarrow \hat{\mathbf{F}}(\hat{\mathbf{X}}) = (\mathbf{a}, \mathbf{F}(\mathbf{X})) \quad (3)$$

The knowledge of an initial energy configuration \mathbf{X} , and of an (infinite) sequence of excited sites \mathbf{a} (resp. of an initial condition $\hat{\mathbf{X}}$) fully determines the evolution. One can give Σ_Λ^+ a probability distribution ν_L corresponding to a random choice for the excited sites. In the original Zhang's model the excited sites are choosen at random and independently with uniform probability. This corresponds to giving Σ_Λ^+ the *uniform Bernoulli measure*. Throughout this paper we will often think of the left Bernoulli shift on Σ_Λ^+ as represented by the system $z \rightarrow N.z \bmod 1, z \in [0, 1]$.

In the following we will denote the two projections on the first and second coordinate by $\pi^u(\hat{\mathbf{X}}) = \mathbf{a}$, and $\pi^s(\hat{\mathbf{X}}) = \mathbf{X}$. The superscripts u, s mean respectively *unstable* and *stable* and correspond to the expansion (resp. contraction) properties of the dynamics. Let $D\hat{\mathbf{F}}_{\hat{\mathbf{X}}}$ be the tangent map of $\hat{\mathbf{F}}$ at $\hat{\mathbf{X}}$ and $D\hat{\mathbf{F}}_{\hat{\mathbf{X}}}^t$ the t -th iterate. As shown below $\pi^u(D\hat{\mathbf{F}}_{\hat{\mathbf{X}}})$ is expansive whereas $\pi^s(D\hat{\mathbf{F}}_{\hat{\mathbf{X}}})$ induces contraction. In the following we will use the notation $\hat{\mathbf{X}}(t) = \hat{\mathbf{F}}^t(\hat{\mathbf{X}})$ (resp. $\mathbf{X}(t) = \pi^s(\hat{\mathbf{F}}^t(\hat{\mathbf{X}}))$). Furthermore note that $\pi^s(D\hat{\mathbf{F}}_{\hat{\mathbf{X}}}) = D\mathbf{F}_{\mathbf{X}}$, and that $D\mathbf{F}_{\mathbf{X}} = I$, the identity matrix over \mathbb{R}^N , if $\mathbf{X} \in \mathcal{M}$.

Consider a point $\hat{\mathbf{X}} \in \Omega$. Its trajectory is intermittent, composed of bursts of excitation of the sites a_1, a_2, \dots, a_n , for those times t such that $\mathbf{X}(t) \in \mathcal{M}$, followed by relaxation periods when $\mathbf{X}(t) \in \bar{\mathcal{M}}$. Define the following hierarchy of *waiting times*:

$$\gamma_0(\hat{\mathbf{X}}) = 0 \quad (4)$$

$$\sigma_i(\hat{\mathbf{X}}) = \inf_{t > \gamma_{i-1}} \{ \mathbf{X}(t) \in \mathcal{M} \}, \quad i \geq 1 \quad (5)$$

$$\gamma_i(\hat{\mathbf{X}}) = \inf_{t > \sigma_i} \{ \mathbf{X}(t) \in \mathcal{M} \}, \quad i \geq 1 \quad (6)$$

For $i \geq 1$, $\sigma_i(\hat{\mathbf{X}})$ (resp. $\gamma_i(\hat{\mathbf{X}})$) is the starting time (resp. ending time) of the i -th avalanche occurring during the evolution of $\hat{\mathbf{X}}$. Therefore the *avalanche duration* of the i -th avalanche is :

$$\tau_i(\hat{\mathbf{X}}) = \gamma_i(\hat{\mathbf{X}}) - \sigma_i(\hat{\mathbf{X}}) \quad (7)$$

In the same way, one defines :

$$\omega_i(\hat{\mathbf{X}}) = \sigma_i(\hat{\mathbf{X}}) - \gamma_{i-1}(\hat{\mathbf{X}}) \quad (8)$$

which is the number of excitations between the end of the avalanche $i - 1$ and the beginning of the next avalanche. In this way, one introduces naturally two time scales : the *local time* t corresponding to one step of iteration in the dynamics, and the *avalanche time* τ_i corresponding to the duration of an avalanche (a similar description has been used in [13]).

The waiting times are useful for defining the usual avalanche observables. The number of relaxing sites for a given configuration is :

$$r(\hat{\mathbf{X}}) = \# \{ i \in \Lambda, X_i \geq E_c \} \quad (9)$$

The *avalanche size* is

$$s(\hat{\mathbf{X}}) = \sum_{t=1}^{\tau(\hat{\mathbf{X}})} r(\hat{\mathbf{F}}^t(\hat{\mathbf{X}})) \quad (10)$$

where:

$$\tau(\hat{\mathbf{X}}) = \inf_{t \geq 1} \{ \mathbf{F}^t(\mathbf{X}) \in \mathcal{M} \} - 1 \quad (11)$$

is duration of the avalanche occurring when exciting the site a_1 in a stable energy configuration \mathbf{X} . It is zero if one drops energy without relaxation.

The structure of an avalanche can be encoded by the sequence of active sites $A(\hat{\mathbf{X}}) = \{ A_t(\hat{\mathbf{X}}) \}_{1 \leq t \leq \tau(\hat{\mathbf{X}})}$ where $A_t(\hat{\mathbf{X}}) = \{ j \in \Lambda | X_j(t) \geq E_c \}$. (Note that $A_1(\hat{\mathbf{X}})$ is non empty and equals $\{a_1\}$ iff $\mathbf{X} + \mathbf{e}_{a_1}$ is active). Correspondingly, there exists a partition² of $\Sigma_\Lambda^+ \times \mathcal{M}$ into domains $\mathcal{P}_{i,k} = [i] \times \mathcal{M}_{i,k}$ where $[i]$ is the set of sequences in Σ_Λ^+ having a first digit i , such that for any energy configuration $\mathbf{X} \in \mathcal{M}_{i,k}$ the excitation of the site i leads to the same avalanche (namely the same sites relax at the same time). Under some moderate assumptions (see [11]), this allows us to define a symbolic coding for the avalanche and a transition graph giving the transition rules between successive avalanches, and to show that the dynamical system admits a unique, fractal, invariant set. The boundary of the domains $\mathcal{P}_{i,k}$ constitutes the *singularity set* of $\hat{\mathbf{F}}$, called \mathcal{S} . This is the set of points where $\hat{\mathbf{F}}$ is not continuous.

²This partition is induced by the partition of \mathcal{B} into domains of continuity for \mathbf{F} [11].

C. Stationary state and probability of avalanche observables.

Let $\hat{\mu}_L$ be an invariant measure for the dynamical system $\{\Omega, \hat{\mathbf{F}}\}$, where L refers to the lattice size, namely $\hat{\mu}_L(\hat{\mathbf{F}}^{-1}(\mathcal{A})) = \hat{\mu}_L(\mathcal{A})$ where $\mathcal{A} \in \Omega$ is a measurable set. Since Ω has a product structure where the unstable foliation is always transverse to the stable one, and since the dynamical system is a skew product, $\hat{\mu}_L = \nu_L \times \mu_L$, where ν_L is the induced measure on the unstable direction or *excitation* measure, and μ_L is the induced measure on \mathcal{B} or measure on the *energy* configurations. For simplicity we will assume that ν_L is a Bernoulli measure, namely that the successive excited sites are chosen *independently* with fixed rates. Once we have fixed the distribution of excitation, we are interested on the possible μ_L measures. Of special physical importance are the measures obtained by iterating the Lebesgue measure μ_{Leb} ³ on \mathcal{M} , that is $\lim_{n \rightarrow \infty} \frac{1}{n} \sum_{i=0}^{n-1} \hat{\mathbf{F}}^i(\nu_L \times \mu_{Leb})$. When the excitation measure ν_L is itself the Lebesgue measure on $[0, 1]$ (corresponding to choosing the excited sites with uniform probability) the measure obtained is called the Sinai-Ruelle-Bowen measure (SRB). More generally, we will call (conditional) SRB the measure $\lim_{n \rightarrow \infty} \frac{1}{n} \sum_{i=0}^{n-1} \hat{\mathbf{F}}^i(\nu_L \times \mu_{Leb})$, for a fixed ν_L . This is a natural invariant measure from the physicists point of view since it gives the ensemble average with respect to typical initial energy configurations.

It is common in the SOC literature to assume ergodicity. In our setting, the physically relevant ergodic property is equivalent to assuming that the SRB measure is unique. Proving the ergodicity in the Zhang's model, is clearly a difficult task which is beyond the scope of this paper. We note however that this point has been widely discussed in a previous paper [11], where strong mathematical arguments in favour of this were given. Actually, ergodicity was proved, but restricted to the one dimensional model, and to some E_c interval. A general proof is under construction and will be published elsewhere [14]. On physical grounds, note *a contrario* that the failure of ergodicity would lead to a stationnary state depending on initial conditions. This would contradict the implicit SOC assumption that the stationnary state is unique. In the following, we will therefore assume that ergodicity holds and that $\hat{\mu}_L$ is the unique SRB measure. This implies in particular the almost-sure equality between the ensemble average and the time average, namely, if ϕ is some observable, (a function $\Omega \rightarrow \mathbf{R}$, integrable with respect to $\hat{\mu}_L$)

$$\bar{\phi}_L \stackrel{\text{def}}{=} \lim_{T \rightarrow \infty} \frac{1}{T} \sum_{t=1}^T \phi(\hat{\mathbf{F}}^t(\hat{\mathbf{X}})) = \int_{\Omega} \phi(\hat{\mathbf{X}}) d\hat{\mu}_L(\hat{\mathbf{X}}) \stackrel{\text{def}}{=} E_L[\phi] \quad (12)$$

for a typical (namely Lebesgue almost surely) initial condition $\hat{\mathbf{X}}$. Here, and in the following $\bar{}_L$ will denote the time average, while $E_L[]$ will be the ensemble average, on a lattice of size L .

From the dynamical systems point of view $\hat{\mu}_L$ is the natural object to deal with. However, in the SOC literature one is more interested in the probability distribution of some avalanche observable and its scaling properties in the thermodynamic limit. Fix an avalanche observable, say s . Call \mathcal{P}_s the union of domains $\mathcal{P}_{i,k}$ such that the avalanche corresponding to each domain $\mathcal{P}_{i,k}$ has the same size s . Then the probability of having an avalanche of size s , by excitation of a *stable* configuration, is $Prob[s(\hat{\mathbf{X}}) = s | \hat{\mathbf{X}} \in \mathcal{P}] = \frac{\hat{\mu}_L(\mathcal{P}_s)}{\hat{\mu}_L(\mathcal{P})} = \frac{\hat{\mu}_L(\mathcal{P}_s)}{\mu_L(\mathcal{M})}$. In this definition we include the

³Or any absolutely continuous measure, which corresponds to selecting the initial energy configuration with a probability distribution having a density.

avalanches of size zero (excitation without relaxation). However, it is more natural from the SOC point of view to exclude this case. We therefore define $P_L(s)$ as the probability of having an avalanche of size s *strictly larger than* θ^4 .

$$P_L[s] \stackrel{\text{def}}{=} \frac{\hat{\mu}_L(\mathcal{P}_s)}{p_L}, \quad s \geq 1 \quad (13)$$

where $p_L \stackrel{\text{def}}{=} \text{Prob} \left[s(\hat{\mathbf{X}}) \geq 1, \mathbf{X} \in \mathcal{M} \right]$ is the probability of *initiating* an avalanche. The average with respect to $P_L[s]$, denoted further on by $\langle \cdot \rangle_L$, is :

$$\langle \psi(s) \rangle_L \stackrel{\text{def}}{=} \sum_{s=1}^{\xi_L^s} P_L[s] \psi(s) \quad (14)$$

where ψ is some real function, and ξ_L^s is the maximal value that the observable s can have on a lattice of size L (note that ξ_L^s depends also on E_c, ϵ, d but is *bounded* if $L < \infty$). The same definition holds for any other avalanche observable. From the ergodic theorem:

$$\langle \psi(s) \rangle_L = \lim_{n \rightarrow \infty} \frac{1}{n} \sum_{i=1}^n \psi(s_i) \quad (15)$$

where s_i is the size of the i -th avalanche occuring in the trajectory of a generic point $\hat{\mathbf{X}}$.

One has:

$$p_L = \hat{\mu}_L \left[\bigcup_{i=1}^N \{a_1 = i, X_i \in [E_c - 1, E_c]\} \right] = \sum_{i=1}^N p_L(i) \quad (16)$$

where:

$$p_L(i) \stackrel{\text{def}}{=} \nu_L(i) \cdot \mu_L \{X_i \in [E_c - 1, E_c]\} \quad (17)$$

is the probability that *an avalanche starts at the site i* . Note that the probabilities $p_L(i)$ *depend* a priori on i even if the excitation measure is uniform. In this case, however, (16) reduces to

$$p_L = \frac{1}{N} \cdot \sum_{i=1}^N \mu_L \{X_i \in [E_c - 1, E_c]\} \quad (18)$$

Fix $\hat{\mathbf{X}}$ and T , then call $n(T, \hat{\mathbf{X}})$ the number of *complete* avalanches occuring until local time T for the initial condition $\hat{\mathbf{X}}$. Obviously, $n(T, \hat{\mathbf{X}}) \rightarrow \infty$ as $T \rightarrow \infty$, $\forall \hat{\mathbf{X}}$. Then from the ergodic theorem :

$$p_L = \lim_{T \rightarrow \infty} \frac{n(T, \hat{\mathbf{X}})}{T} \quad (19)$$

One can decompose T has : $T = \sum_{i=1}^{n(T, \hat{\mathbf{X}})} \tau_i + \sum_{i=1}^{n(T, \hat{\mathbf{X}})} \omega_i + K(\hat{\mathbf{X}})$ where $K(\hat{\mathbf{X}})$ is some residual time, finite, whatever T , whatever $\hat{\mathbf{X}}$ ($K(\hat{\mathbf{X}})$ is bounded by the largest avalanche duration). Note that τ_i (resp. ω_i) stands for $\tau_i(\hat{\mathbf{X}})$ (resp. $\omega_i(\hat{\mathbf{X}})$) but we removed the $\hat{\mathbf{X}}$ dependence in order to simplify the notations. Then, as T goes to infinity:

⁴In view of the expected critical behaviour as $L \rightarrow \infty$, one usually writes a scaling form $P_L(s) = \frac{f_L(s)}{s^{\tau_s}}$ where $f_L(s)$ is a cut-off term accounting for finite size effects on large scales. $P_L(s)$ is not defined for $s = 0$ unless assuming very special properties for $f_L(s)$.

$$\frac{n(T, \hat{\mathbf{X}})}{T} \sim \frac{n(T, \hat{\mathbf{X}})}{\sum_{i=1}^{n(T, \hat{\mathbf{X}})} \tau_i + \sum_{i=1}^{n(T, \hat{\mathbf{X}})} \omega_i} = \frac{n(T, \hat{\mathbf{X}})}{\sum_{i=1}^{n(T, \hat{\mathbf{X}})} \tau_i} - \frac{n(T, \hat{\mathbf{X}})}{\sum_{i=1}^{n(T, \hat{\mathbf{X}})} \tau_i} \frac{\sum_{i=1}^{n(T, \hat{\mathbf{X}})} \omega_i}{T}$$

Call:

$$\bar{\omega}_L \stackrel{\text{def}}{=} \lim_{T \rightarrow \infty} \frac{1}{T} \cdot \sum_{i=1}^{n(T, \hat{\mathbf{X}})} \omega_i = \mu_L(\mathcal{M}) \quad (20)$$

the *probability of dropping energy in the system, at a given time*, (the equality holds for μ_L almost-every $\hat{\mathbf{X}}$ from the ergodic theorem). $\bar{\omega}_L(i) = \text{Prob}[a_1 = i, \mathbf{X} \in \mathcal{M}] = \nu_L(i) \bar{\omega}_L$, is the probability of dropping energy on the site i , at a given time, and is called the *driving rate* in the literature [15]. One has:

$$p_L = \frac{1 - \bar{\omega}_L}{\langle \tau \rangle_L} = \frac{\mu_L(\bar{\mathcal{M}})}{\langle \tau \rangle_L} \quad (21)$$

where $\langle \tau \rangle_L$ is the *average avalanche duration*.

There exists an important relation linking the avalanche averages (average with respect to P_L) to the local time average (average with respect to $\hat{\mu}_L$). Let $\phi : \Omega \rightarrow \mathbf{R}$ be some observable *such that* $\phi(\hat{\mathbf{X}}) = 0$ *whenever* $\mathbf{X} \in \mathcal{M}$. A related avalanche observable can be defined by summing the values that ϕ takes in one avalanche. Namely, call $f_i(\hat{\mathbf{X}}) = \sum_{t=\sigma_i(\hat{\mathbf{X}})}^{\gamma_i(\hat{\mathbf{X}})} \phi(\hat{\mathbf{X}}(t))$. (An important example is when $\phi(\hat{\mathbf{X}}) = r(\hat{\mathbf{X}})$, the number of active sites in one step. Then $f_i(\hat{\mathbf{X}})$ is the size of the i th avalanche in the trajectory of $\hat{\mathbf{X}}$). One obtains:

$$\bar{\phi}_L = \lim_{T \rightarrow \infty} \frac{1}{T} \sum_{i=1}^{n(T, \hat{\mathbf{X}})} \sum_{t=\sigma_i(\hat{\mathbf{X}})}^{\gamma_i(\hat{\mathbf{X}})} \phi(\hat{\mathbf{X}}(t))$$

which yields:

$$\bar{\phi}_L = p_L \cdot \langle f \rangle_L \quad (22)$$

In particular :

$$\bar{r}_L = p_L \cdot \langle s \rangle_L \quad (23)$$

Finally we define the probability that a site i is active (often called the *density of active sites* in the literature ⁵):

$$\rho_L(i) \stackrel{\text{def}}{=} \mu_L[X_i \geq E_c] \quad (24)$$

and

$$\rho_L^{av} = \frac{1}{N} \sum_{i=1}^N \rho_L(i) \quad (25)$$

ρ_L^{av} is believed to act as an order parameter in the Zhang's model.

⁵We will keep this terminology throughout this paper though $\rho_L(i)$ is not strictly speaking a density since $\sum_{i=1}^N \rho_L(i) \neq 1$.

III. DYNAMICAL PROPERTIES AND LYAPUNOV EXPONENTS.

A. Jacobian matrix and Lyapunov exponents.

Due to the piecewise affine structure of the map \mathbf{F} , the Jacobian matrix $DF_{\mathbf{X}}$ plays a central role in the Zhang's model, since it characterizes the energy transport. Indeed, the entry $DF_{\mathbf{X},ij}^t$ is the ratio of energy flowing from site j to site i in t times steps for the initial condition \mathbf{X} . Define $Z_k(\mathbf{X}(t)) = H(X_k(t) - E_c)$. This is a random variable, taking value 0 if $X_k(t)$ is stable, and value 1 otherwise, whose probability distribution is induced (at stationarity) by the invariant measure $\hat{\mu}_L$. More precisely, $Prob[Z_k(\mathbf{X}(t)) = 1] = \rho_L(k)$. Let $\mathbf{Z}(\mathbf{X}) = \{Z_k(\mathbf{X})\}_{k=1}^N$, and call $S(\mathbf{X}) = \Delta\mathbf{Z}(\mathbf{X})I$ (equivalently $S(\mathbf{X})$ is the matrix of entries $S_{ij}(\mathbf{X}) = \Delta_{ij}Z_j(\mathbf{X})$). S is the “toppling” operator of the Zhang's model. The jacobian matrix writes $DF_{\mathbf{X}} = I + \alpha.S(\mathbf{X})$, while $DF_{\mathbf{X}}^t$ is given by :

$$DF_{\mathbf{X}}^t = I + \alpha \sum_{t_0=1}^t S(\mathbf{X}(t_0)) + \alpha^2 \sum_{t \geq t_1 > t_0 \geq 1} S(\mathbf{X}(t_1))S(\mathbf{X}(t_0)) + \dots \\ + \alpha^r \sum_{t \geq t_{r-1} > t_{r-2} \dots > t_0 \geq 1} S(\mathbf{X}(t_{r-1}))S(\mathbf{X}(t_{r-2})) \dots S(\mathbf{X}(t_0)) + \dots + \alpha^t S(\mathbf{X}(t))S(\mathbf{X}(t-1)) \dots S(\mathbf{X}(1)) \quad (26)$$

Therefore, the generic term (say of order r) is a “propagator” transmitting the energy in r times steps. Note that this formula is exact. It calls for the following remarks:

- The maps $S(\mathbf{X})$ do not commute, and they depend on the state. This is a key difference from the Dhar's model since it induces a *non abelian* structure and a “toppling” operator depending *not only on the site, but also on the whole energy configuration*. In particular the propagator *is not a mere polynomial of the Laplacian*.
- The evolution depends *a priori* on the whole trajectory and therefore the strong memory effects expected in a critical phenomenon, can be treated from eq. (26).

If one defines the excitation times for a given trajectory by:

$$\nu_k(\hat{\mathbf{X}}) = \inf_{t > \nu_{k-1}(\hat{\mathbf{X}})} \{ \mathbf{X}(t) \in \mathcal{M} \} \quad (27)$$

with $\nu_0 = \gamma_0 = 1$, the energy configuration at time T , for an initial condition $\hat{\mathbf{X}}$ is:

$$\mathbf{X}(T) = DF_{\mathbf{X}}^T \cdot \mathbf{X} + \sum_{i=1}^{m(T, \hat{\mathbf{X}})} DF_{\mathbf{X}}^{t-\nu_i(\hat{\mathbf{X}})} \cdot \mathbf{e}_{a_{\nu_i}(\hat{\mathbf{X}})} \quad (28)$$

where $m(T, \hat{\mathbf{X}})$ is the number of excitations on a time interval of length T for the initial condition $\hat{\mathbf{X}}$. The first term corresponds to the redistribution of the initial energy configuration while the second one corresponds to the redistribution of the energy quantum $\delta = 1$ dropped in the system at times $\nu_k(\hat{\mathbf{X}})$. Since the equilibrium average is assumed to be independent of the initial condition, the first term has to decay to zero as $t \rightarrow \infty$, with a decay rate corresponding to the characteristic relaxation time to equilibrium.

It is therefore important to well understand the (spectral) properties of the $DF^t \mathbf{X}$ in the infinite time limit. Were $S(\mathbf{X})$ be the Laplace operator, were the spectrum of $DF^t \mathbf{X}$ be composed by Fourier modes, and the relaxation time to equilibrium would be the slowest mode. However, the mere presence of a singular term $Z(\mathbf{X})$ certainly makes a big

difference. Since S depends on \mathbf{X} one clearly has to study the decay rates averaged on a full (typical) trajectory or equivalently to compute the ensemble average. In this view, the law of the stochastic process $\{Z(\mathbf{X}(t))\}_{t=0}^{+\infty}$ (namely the density of active sites and correlations at all times) certainly plays a role.

The numbers characterizing the decay (resp. expansion) rates of the norm of a small perturbation in the trajectory's tangent space of a point $\hat{\mathbf{X}}$ under the action of the infinite product matrix $DF^t \hat{\mathbf{X}}, t \rightarrow \infty$ are the *Lyapunov exponents*. They are *real* numbers, well defined under some moderate assumptions on $DF\hat{\mathbf{X}}$ (see [16]) and are almost-surely independent of $\hat{\mathbf{X}}$. Furthermore they are also independent of the norm (in finite dimension).

As shown in [11] and widely discussed in this paper all the Lyapunov exponents are different from zero, for *finite* L (weak hyperbolicity). One remarkable consequence is that the asymptotic dynamics lies onto a fractal attractor and that the Lyapunov spectrum is closely related to the (local) fractal properties of the invariant set through the Kaplan-Yorke [17] and the Ledrappier-Young formula [18,11]. At this point a remark is necessary. Hyperbolicity is clearly a particular feature of Zhang's model and of similar models where the amount of redistributed energy from a critical site i depends on its energy X_i . By opposition, in models like BTW's or Dhar's model the amount of transferred energy is a constant. As a direct consequence, in these models, the dynamics is simply a piecewise translation in the phase space, and the uniform measure is preserved [4]. Hence, all lyapunov exponents are zero [19]. There is therefore clearly a *structural difference* between the dynamics of Zhang's type models and sandpiles. This observation seems at first sight to ruin the hope to classify the Zhang's type models and the sanpiles in the same "universality class". However, we show in this paper that hyperbolicity of Zhang's model is partially lost in the thermodynamic limit. Namely, some of the Lyapunov exponents go to zero as $L \rightarrow \infty$, with a polynomial rate (exponent τ_λ in the last section) closely related to SOC critical exponents. It might therefore well be that these two class of model share the same SOC critical exponents in the thermodynamic limit, though their dynamics are still of different nature, even in this limit.

Due to the skew product structure, the tangent map at any point $\hat{\mathbf{X}}$ admits a natural splitting $D\hat{\mathbf{F}} = (\pi^u(D\hat{\mathbf{F}}_{\hat{\mathbf{X}}}), \pi^s(D\hat{\mathbf{F}}_{\hat{\mathbf{X}}}))$ where the one dimensional map $\pi^u(D\hat{\mathbf{F}}_{\hat{\mathbf{X}}})$ is expansive. Indeed, the average expansion rate is given by :

$$\lambda_L(0) = \lim_{T \rightarrow \infty} \frac{1}{T} \log(\det(\pi^u(D\hat{\mathbf{F}}_{\hat{\mathbf{X}}}^T))) = \bar{\omega}_L \cdot \log(N) \quad (29)$$

since $\det(\pi^u(D\hat{\mathbf{F}}_{\hat{\mathbf{X}}}^T)) = N^{\sum_{i=1}^{n(T, \hat{\mathbf{X}})} \omega_i(\hat{\mathbf{X}})}$. Therefore, since $\bar{\omega}_L \neq 0$, there is a *positive Lyapunov exponent* in the dynamics. Note that this is due to the excitation rule, and that it reflects simply the "chaotic" properties of the Bernoulli shift.

A more important issue concerns $\pi^s(D\hat{\mathbf{F}}_{\hat{\mathbf{X}}}) = D\mathbf{F}_{\mathbf{X}}$. The Oseledec theorem [16] asserts that under mild conditions on $D\mathbf{F}_{\mathbf{X}}$ there exists a hierarchy of Lyapunov exponents $\lambda_L(1) > \dots \lambda_L(N)$, Lebesgue almost-surely constant if $\hat{\mu}_L$ is the SRB measure, and a hierarchy of nested subspaces (Oseledec splitting):

$$\mathbf{R}^N = \mathcal{V}_1(\hat{\mathbf{X}}) \supset \mathcal{V}_2(\hat{\mathbf{X}}) \supset \mathcal{V}_N(\hat{\mathbf{X}})$$

depending on $\hat{\mathbf{X}}$, such that the norm of a perturbation $\mathbf{v} \in \mathcal{V}_i(\hat{\mathbf{X}}) \setminus \mathcal{V}_{i+1}(\hat{\mathbf{X}})$ is given by :

$$\|D\mathbf{F}_{\mathbf{X}}^t \cdot \mathbf{v}\| = C(\hat{\mathbf{X}}, t) e^{\lambda_L(i) \cdot t} \cdot \|\mathbf{v}\| \quad (30)$$

where $\lim_{t \rightarrow \infty} \frac{1}{t} \log C(\hat{\mathbf{X}}, t) = 0$ almost surely, namely $\lambda_L(i)$ is the exponential rate of variation of $\|\mathbf{v}\|$. Define $M(\mathbf{X}, t) = \tilde{D}\mathbf{F}_{\mathbf{X}}^t \cdot D\mathbf{F}_{\mathbf{X}}^t$ and $\Lambda = \lim_{t \rightarrow \infty} M(\mathbf{X}, t)^{\frac{1}{2t}}$, (the Oseledec multiplicative ergodic theorem insures that this limit exists almost-surely and is a constant). Then the Lyapunov exponents are the logarithm of the eigenvalues of Λ . $M(\mathbf{X}, t)$ being symmetric it admits an orthogonal basis $\{\mathbf{v}_i(\mathbf{X}, t)\}_{i=1}^N$ and eigenvalues $\mu_i(\mathbf{X}, t)$ such that $\lambda_L(i) = \lim_{t \rightarrow \infty} \frac{1}{2t} \log(\mu_i(\mathbf{X}, t))$. Furthermore, each $\mathbf{v}_i(\mathbf{X}, t)$ converges exponentially to a vector $\mathbf{v}_i(\hat{\mathbf{X}})$ in \mathbb{R}^N , depending on $\hat{\mathbf{X}}$ [20]. The $\mathbf{v}_i(\hat{\mathbf{X}})$'s constitutes therefore a basis for the Oseledec splitting. We call them the *Oseledec modes* for the trajectory of $\hat{\mathbf{X}}$. They can be numerically obtained from the QR decomposition used in the computation of the Lyapunov spectrum (see [17]). It has been shown in [11] that the $\lambda_L(i)$ are all negative for finite L , namely all vectors in \mathbb{R}^N are asymptotically contracted.

From this discussion, one expects a close connection between the Lyapunov spectrum and the energy transport in the Zhang's model. In particular, the following formula can be proved [11]

$$\sum_{i=1}^N \lambda_L(i) = \log(\epsilon) \cdot (1 - \bar{\omega}_L) \frac{\langle s \rangle_L}{\langle \tau \rangle_L} = p_L \log(\epsilon) \cdot \langle s \rangle_L \quad (31)$$

It relates the Lyapunov spectrum, which characterizes *local* properties of the *microscopic* dynamics, to the avalanche *statistical* properties of the *macroscopic* system. Note that the exponent $\lambda_L(i)$ gives the contraction rate in the direction $\mathbf{v}_i(\hat{\mathbf{X}})$ versus the *local time*. One can also define the average contraction *per avalanche*, $\chi_L(i)$, given from eq. (22) by:

$$\chi_L(i) = \frac{\langle \tau \rangle_L}{1 - \bar{\omega}_L} \lambda_L(i) = \frac{\lambda_L(i)}{p_L} \quad (32)$$

Then, the sum of χ_L 's, giving the average volume contraction *per avalanche*, is related to the average avalanche size by :

$$\sum_{i=1}^N \chi_L(i) = \log(\epsilon) \cdot \langle s \rangle_L \quad (33)$$

Note that $\langle s \rangle_L$ corresponds to the total energy transport within one avalanche and is believed to be related to the total response function [15]. Our formula shows that it is also equal to the volume contraction in phase space produced on average by one avalanche.

B. Oseledec modes.

To each negative Lyapunov exponent $\lambda_L(i)$, $i = 1 \dots N$ is associated a characteristic time $t_L(i) = |\lambda_L(i)|^{-1}$, the time for of a perturbation in the Oseledec direction i to vanish. This defines therefore a hierarchy:

$$t_L(1) > t_L(2) > \dots t_L(N)$$

Note that there is no contradiction with the expected critical behaviour in the thermodynamic limit, since as $L \rightarrow \infty$ there are an infinite number of characteristic time scales.

From the physical point of view a perturbation can be viewed as a small modification of the initial energy landscape \mathbf{X} . It can be localized (for example one site perturbed) or spread. The attenuation is due to two distincts effects :

- Propagation through the lattice.
- Dissipation at the boundaries.

Note that according to the Oseledec mode under consideration the contraction can be due (on average) to the effect of one avalanche (if $t_L(i)$ is small compared to the average avalanche size), or to the cumulative effect of many avalanches (if $t_L(i)$ is large). The coefficient $\chi_L(i)$ (eq. (32)) gives the average contraction per avalanche for the i -th Oseledec mode. Therefore the number $\frac{1}{\chi_L(i)}$ gives an estimate of the number of avalanches needed to have a reduction of the initial perturbation of a ratio $\frac{1}{e}$ for this mode. Therefore a crossover point can be estimated by :

$$\chi_L(i_c) \sim 1 \quad (34)$$

We will call slow (resp. fast) modes the Oseledec modes corresponding to $\lambda_L(i) \ll \lambda_L(i_c)$ (resp. $\lambda_L(i) \gg \lambda_L(i_c)$).

1. Bounds on the first negative Lyapunov exponent.

We give a bound on the first Lyapunov exponent related to the energy dissipation at the boundaries. Call $\Phi_j^{out}(t, \hat{\mathbf{X}}) \stackrel{\text{def}}{=} 1 - \sum_{i=1}^N DF_{\mathbf{X},ij}^t$. Since the energy is locally conserved, $\Phi_j^{out}(t, \hat{\mathbf{X}})$ is the ratio of the initial energy X_j given by the site j to the boundary $\partial\Lambda$ in t time steps. In other words, the energy coming from X_j and lost at time t is $\Phi_j^{out}(t, \hat{\mathbf{X}}) \cdot X_j$. The following holds:

Proposition 1 *The largest negative Lyapunov exponent, $\lambda_L(1)$ admits the following bounds:*

$$0 > \lim_{t \rightarrow \infty} \frac{1}{t} \log(1 - \min_j (\Phi_j^{out}(t, \hat{\mathbf{X}}))) \geq \lambda_L(1) \geq \lim_{t \rightarrow \infty} \frac{1}{t} \log(1 - \max_j \Phi_j^{out}(t, \hat{\mathbf{X}})) \quad (35)$$

This is interpreted as follows. As $t \rightarrow \infty$, $\Phi_j^{out}(t, \hat{\mathbf{X}}) \rightarrow 1$, $\forall j, \forall \hat{\mathbf{X}}$, since, eventually, all the initial energy coming from \mathbf{X} has been lost at the boundaries. The limit $\lim_{t \rightarrow \infty} \frac{1}{t} \log(1 - \Phi_j^{out}(t, \hat{\mathbf{X}}))$ gives the exponential rate of convergence of $\Phi_j^{out}(t, \hat{\mathbf{X}})$ to 1. In other words, it gives the exponential decrease for the ratio of the initial energy still in the lattice at a given time. The maximal negative Lyapunov exponent is bounded by the extremal dissipation rates. One sees therefore that the contraction in the principal Oseledec mode is mainly due to the dissipation at the boundaries. We shall see later on that $\lambda_L(1)$ is essentially related to the so-called *dissipation rate*.

Proof It is easy to show that there exists a time t_s depending on E_c, ϵ, d such that, whatever $\hat{\mathbf{X}}$ each site in the lattice has relaxed at least once after this time and therefore all sites of the boundary have dissipated energy. At time t the energy coming from a site j with initial energy X_j and redistributed into the lattice is $\sum_{i=1}^N DF_{\mathbf{X},ij}^t X_j$. For $t \geq t_s$, $\Phi_j^{out}(t, \hat{\mathbf{X}}) > 0$ and $\sum_{i=1}^N DF_{\mathbf{X},ij}^t$ is bounded away from 1. Since $D\mathbf{F}_{\mathbf{X}}^t$ is a matrix with positive entries:

$$\min_j \left(\sum_{i=1}^N DF_{\mathbf{X},ij}^t \right) = 1 - \max_j \Phi_j^{out}(t, \hat{\mathbf{X}}) \leq \rho(D\mathbf{F}_{\mathbf{X}}^t) \leq \max_j \left(\sum_{i=1}^N DF_{\mathbf{X},ij}^t \right) = 1 - \min_j \Phi_j^{out}(t, \hat{\mathbf{X}}) < 1 \quad (36)$$

where $\rho(D\mathbf{F}_{\mathbf{X}}^t)$ is the spectral radius of $D\mathbf{F}_{\mathbf{X}}^t$.

The largest negative Lyapunov exponent is given by :

$$\lambda_L(1) = \lim_{t \rightarrow \infty} \frac{1}{t} \log(\|DF_{\hat{\mathbf{X}}}^t\|_2) \quad (37)$$

where $\|\cdot\|_2$ is the L_2 norm. In eq. (37) the limit does not depend on $\hat{\mathbf{X}}$, provided $\hat{\mathbf{X}}$ belongs to the support of $\hat{\mu}_L$. One has $\rho(DF_{\hat{\mathbf{X}}}^t) \leq \|DF_{\hat{\mathbf{X}}}^t\|_2$ and therefore:

$$\lambda_L(1) \geq \lim_{t \rightarrow \infty} \frac{1}{t} \log(1 - \max_j \Phi_j^{out}(t, \hat{\mathbf{X}}))$$

Furthermore, all norms being equivalent in finite dimension eq. (37) holds also for the L_1 norm where $\|DF_{\hat{\mathbf{X}}}^t\|_1 = \sup_{\mathbf{X}} \frac{\sum_{i,j=1}^N DF_{\mathbf{X},ij}^t |X_j|}{\sum_{j=1}^N |X_j|}$. The $DF_{\mathbf{X},ij}^t$'s being positive the supremum is certainly achieved for positive X_i values. Therefore,

$$\|DF_{\hat{\mathbf{X}}}^t\|_1 = \sup_{\mathbf{X}} \frac{\sum_{j=1}^N (1 - \Phi_j^{out}(t, \hat{\mathbf{X}})) X_j}{\sum_{j=1}^N X_j} = 1 - \inf_{\mathbf{X}} \frac{1}{\sum_{j=1}^N X_j} \sum_{j=1}^N \Phi_j^{out}(t, \hat{\mathbf{X}}) X_j \leq 1 - \inf_{\mathbf{X}} \min_j (\Phi_j^{out}(t, \hat{\mathbf{X}}))$$

The limit $\lim_{T \rightarrow \infty} \log(1 - \min_j (\Phi_j^{out}(t, \hat{\mathbf{X}})))$ is a constant for any $\hat{\mathbf{X}}$ in the support of $\hat{\mu}_L$. Hence:

$$\lambda_L(1) \leq \lim_{t \rightarrow \infty} \frac{1}{t} \log(1 - \min_j (\Phi_j^{out}(t, \hat{\mathbf{X}})))$$

□

2. Stabilizing modes

The contraction in the principal Oseledec mode (first negative Lyapunov exponent) is mainly due to the dissipation at the boundaries. On the other hand, it is possible to have a large contraction in one local time step without reaching the boundaries. Indeed, the tangent matrix $DF_{\mathbf{X}}$ has the following property, which can be checked by direct computation.

Proposition 2 *Let $\Lambda = \Lambda_c(\mathbf{X}) \oplus \Lambda_n(\mathbf{X})$ where $\Lambda_c(\mathbf{X}) = \{i \in \Lambda \mid X_i \geq X_c\}$, $\Lambda_n(\mathbf{X}) = \{i \in \Lambda \mid X_i < X_c\}$ and $n_c(\mathbf{X}) = \#\Lambda_c(\mathbf{X})$, then $DF_{\mathbf{X}}$ has $n_c(\mathbf{X})$ eigenvalues ϵ corresponding to the eigenvectors*

$$k_i(\mathbf{X}) = 2.d.\mathbf{e}_i - \sum_{j \in \mathcal{U}_i} \mathbf{e}_j ; \quad i \in \Lambda_c(\mathbf{X}) \quad (38)$$

where \mathcal{U}_i denotes the set of sites in Λ at distance 1 from i . There are also $N - n_c(\mathbf{X})$ neutral eigenvalues associated with the eigenvectors \mathbf{e}_i , $i \in \Lambda_n(\mathbf{X})$.

The eigenvectors k_i produces arbitrary large contraction as $\epsilon \rightarrow 0$. In particular, in the original Zhang's model where $\epsilon = 0$ they correspond to *kernel* modes, which have eigenvalues 0. Note that, in this case, the dimension of the kernel of the product tangent map $DF_{\mathbf{X}}^t$ increases with t . However, it is strictly lower than N as $t \rightarrow \infty$ [11]. It is easy to check that these modes have zero energy, except if some of the \mathbf{e}_i 's correspond to sites neighbouring the boundary. This occurs with small (but non zero) probability. These modes act as directions where a single local time step is sufficient to reduce the initial perturbation by a factor ϵ , with small variation of the total energy on average. They dynamically correspond to directions transverse to the attractor, and their contraction corresponds to a fast

convergence onto the attractor. For this reason we call them *stabilizing modes*. In the Lyapunov spectrum they can be identified because the corresponding Lyapunov exponents go to $-\infty$ as $\epsilon \rightarrow 0$ while the other part of the spectrum weakly depends on ϵ (see Fig 1).

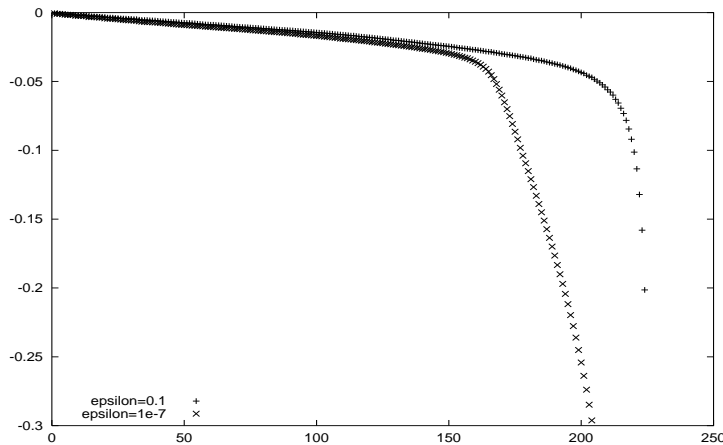


FIG. 1. Lyapunov spectrum for $\epsilon = 0.1$ and $\epsilon = 10^{-7}$, $L = 15$, $E_c = 2.2$.

3. The transport operator.

It is usually not possible to give an explicit formula for the whole Lyapunov spectrum, except in some specific cases [21]. We propose here a mean-field ansatz which gives good results for the slowest modes, and has a nice interpretation in terms of random walk. It is based on the following observations.

The Lyapunov exponents are the eigenvalues of the matrix $\Lambda = E_L[\Lambda] = E_L \left[\lim_{t \rightarrow \infty} \left(\tilde{D}\mathbf{F}_{\mathbf{X}}^t \cdot D\mathbf{F}_{\mathbf{X}}^t \right)^{\frac{1}{2t}} \right]$. Since the matrix $\tilde{D}\mathbf{F}_{\mathbf{X}}^t \cdot D\mathbf{F}_{\mathbf{X}}^t$ is bounded in L_2 norm, $\forall \mathbf{X}, \forall t$, one has from the Lebesgue theorem : $\Lambda = \lim_{t \rightarrow \infty} E_L \left[\left(\tilde{D}\mathbf{F}_{\mathbf{X}}^t \cdot D\mathbf{F}_{\mathbf{X}}^t \right)^{\frac{1}{2t}} \right]$. On the other hand, the matrix

$$\mathcal{L}(t) = E_L [D\mathbf{F}_{\mathbf{X}}^t] \quad (39)$$

characterizes the (ensemble) average energy transport in t time steps. However, the connection between $\mathcal{L}(t)$ and Λ is loose.

Were the transport be normal, namely were $D\mathbf{F}_{\mathbf{X}}$ be independent of \mathbf{X} and of the form $D\mathbf{F}_{\mathbf{X}} = I + \gamma \cdot \Delta$, where γ is some constant, then were $\mathcal{L}(t)$ be equal to $(I + \gamma \cdot \Delta)^t$. In this case, $\mathcal{L}(t)$ would be constant and symmetric. Then $E_L \left[\left(\tilde{D}\mathbf{F}_{\mathbf{X}}^t \cdot D\mathbf{F}_{\mathbf{X}}^t \right)^{\frac{1}{2t}} \right] = I + \gamma \cdot \Delta$ and $\Lambda = I + \gamma \cdot \Delta$. In this case the Lyapunov exponents would be the eigenvalues of a one-step transport operator $\mathcal{L} = I + \gamma \cdot \Delta$ (Fourier modes).

More generally, the (naive) hope would be that of finding an effective transport operator \mathcal{L} such that $\mathcal{L}(t) = \mathcal{L}^t$ and whose singular values (or eigenvalues if \mathcal{L} is self-adjointed) would give the Lyapunov spectrum. There is however a priori no hope for finding such an operator, in general. Note in particular that the assumption of independence of the matrices $D\mathbf{F}_{\mathbf{X}(t)}$, first step towards a mean-field approach, is not a sufficient condition. Since, in this case $E_L [D\mathbf{F}_{\mathbf{X}}^t] = E_L [D\mathbf{F}_{\mathbf{X}}]^t$, one is lead to propose $\mathcal{L} = E_L [D\mathbf{F}_{\mathbf{X}}]$ as a one-step operator. However, one needs further conditions to insure that the singular values of \mathcal{L} give the Lyapunov exponents (see for example [21,22]). It appears

nevertheless that in the Zhang's model an effective transport operator can be found from a mean-field treatment which well approximates the *slowest modes*.

The first obstacle towards a mean-field approach lies in the independence assumption. The matrix $\mathcal{L}(t)$ is a sum of time correlations terms of the form $E_L[S(\mathbf{X}(t_{r-1}))S(\mathbf{X}(t_{r-2}))\dots S(\mathbf{X}(t_0))]$ whose entry (i, j) writes $\sum_{i_1, \dots, i_{r-1}} \Delta_{i, i_{r-1}} \dots \Delta_{i_2, i_1} \Delta_{i_1, j} \text{Prob}[Z_{i_{r-1}}(\mathbf{X}(t_{r-1})) = 1, \dots, Z_{i_1}(\mathbf{X}(t_1)) = 1, Z_j(\mathbf{X}(t_0)) = 1]$. Clearly, the non-vanishing terms in this sum are those corresponding to a path from j to i where each intermediate site has been active at least once with a non zero probability. A simple glance at this formula shows that *a priori all time correlation functions of the joint probability of active sites*, $\text{Prob}[Z_{i_{r-1}}(\mathbf{X}(t_{r-1})) = 1, \dots, Z_{i_1}(\mathbf{X}(t_1)) = 1, Z_j(\mathbf{X}(t_0)) = 1]$ have to be considered.

However, Zhang's model, as a hyperbolic dynamical system, has exponential correlation decay (for finite L). The largest correlation decay rate is given by the entropy $\bar{\omega}_L \log(N)$. This decay rate is quite faster than the characteristic times related to the slow modes (for example the correlation decay rate of a site with itself is about -0.025 for $E_c = 2.2, \epsilon = 0.1, L = 20$, corresponding roughly to the 320-th exponent in the spectrum, while the slowest Lyapunov exponent value is -0.000209871). More generally, we show in the last section, that $\lambda_L(1) \sim \frac{\bar{\omega}_L}{L}$ to be compared to the decay rate $\bar{\omega}_L \log(N)$. On the other hand, for the slow modes, a small perturbation has essentially no variation during one step of an avalanche. In other words, the slowest Oseledec modes are not sensitive to the fast changes (one local time step) of the individual matrices $D\mathbf{F}_{\mathbf{X}}$ (resp. the fluctuations of the $Z_j(\mathbf{X}(t))$'s) but, rather, to the average variations on the characteristic time scale $t_L(i) = \frac{1}{\lambda_L(i)}$, which is quite longer than a local time step. This suggests that one should consider the projection of the matrices $D\mathbf{F}_{\mathbf{X}(t)}$'s on the slow Oseledec space as independents. This leads to propose $E_L[D\mathbf{F}_{\mathbf{X}}] = I + \alpha \Delta \cdot \rho_L \cdot I$ as a one-step transport operator. Note that we obtain the same result by assuming that the $Z_i(\mathbf{X}(t))$'s are *independent*. Indeed, in this case $\text{Prob}[Z_{i_{r-1}}(\mathbf{X}(t_{r-1})) = 1, \dots, Z_{i_1}(\mathbf{X}(t_1)) = 1, Z_j(\mathbf{X}(t_0)) = 1] = \rho_L(i_{r-1}) \dots \rho_L(i_1) \rho_L(j)$. Then $\mathcal{L}(t) = \sum_{k=1}^t C_t^k ((\Delta \cdot \rho_L \cdot I)^k = (I + \alpha \Delta \cdot \rho_L \cdot I)^t$.

This approximation gives correct results provided that one multiplies the density of active sites by 2 !!! This approximation neglects indeed an important effect. Provided $E_c > \frac{\epsilon}{1-\epsilon}$, a site *cannot relax two successive time steps* [11], and therefore it relaxes at most only half of the time during one avalanche. This means in particular that the random variables $Z_i(\mathbf{X}(t)), Z_i(\mathbf{X}(t+1))$ are *not independent* and that the probability that one site relaxes at time $t+1$ depends on what happened at time t . Besides, two neighbouring sites cannot be simultaneously active. In a certain sense, the lattice is “blinking” : during one avalanche all active sites are at pairwise distance [11]. This therefore introduces strong correlations between $\mathbf{Z}(\mathbf{X}(t))$ and $\mathbf{Z}(\mathbf{X}(t+1))$.

One can, however, circumvent the problem by reparametrizing the time and considering the evolution of the process every *two times steps*. Equivalently, one replaces the stochastic process $\{\mathbf{Z}(\mathbf{X}(t))\}_{t=1}^{+\infty}$ by a new process $\{\mathbf{Y}(t')\}_{t'=1}^{+\infty} = \{\mathbf{Z}(\mathbf{X}(t)), \mathbf{Z}(\mathbf{X}(t+1))\}_{t=1}^{+\infty}$ whose components $Y_k(t)$ take values in $\{0, 1\}^2$, where the event $(1, 1)$ has zero probability and where $t' = \frac{t}{2}$. One can then encode the $Y_k(t')$ values by $0 \rightarrow (0, 0)$ (no relaxation at times $t, t+1$) and $1 \rightarrow (0, 1), (1, 0)$ (relaxation at time t or at time $t+1$). This leads to the definition of a new “density of

active sites" $\rho'_L(i) = \text{Prob}[Y_i(t') = 1] = \text{Prob}[Z_i(\mathbf{X}(t)) = 1 \text{ or } Z_i(\mathbf{X}(t+1)) = 1]$. Since the events $\{Z_i(\mathbf{X}(t)) = 1\}$ and $\{Z_i(\mathbf{X}(t+1)) = 1\}$ are disjoint, we have: $\rho'_L(i) = \text{Prob}[\mathbf{Z}(\mathbf{X}(t)) = 1] + \text{Prob}[\mathbf{Z}(\mathbf{X}(t+1)) = 1] = 2 \cdot \rho_L(i)$. Assuming now that the $Y_k(t')$'s are independent and considering $\rho'_L(i)$ as the effective density of active sites, one obtains an effective transport operator:

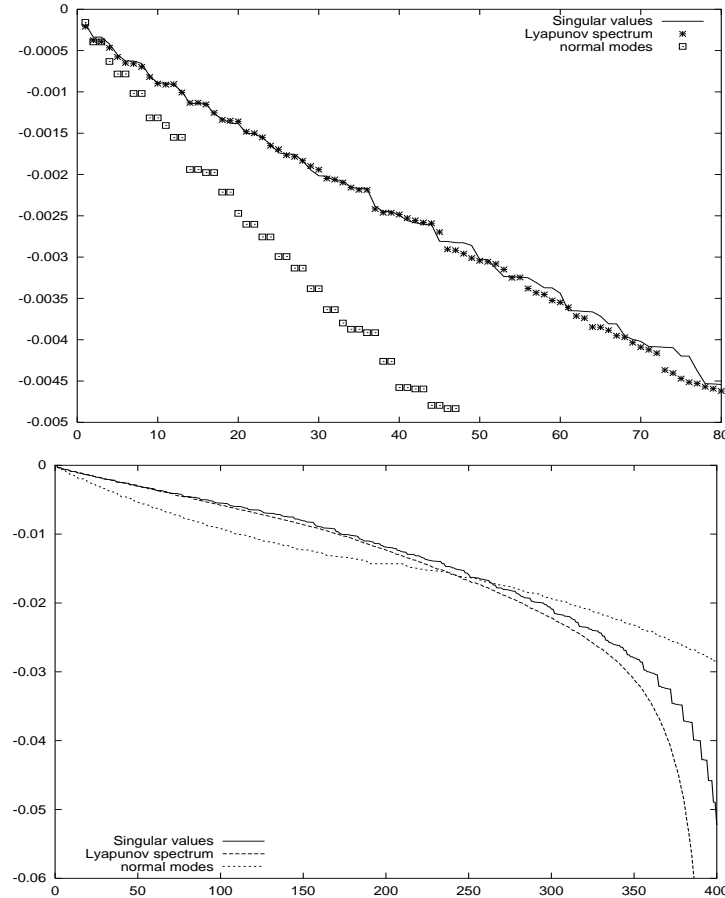
$$\mathcal{L} = I + 2\alpha\Delta \cdot \rho_L \cdot I \quad (40)$$

Calling γ_i the singular values of \mathcal{L} , our mean-field ansatz suggests that the slowest Lyapunov modes are given by :

$$\lambda_L(i) = \log(\gamma_i) \quad (41)$$

Note that this operator is self-adjointed for the metric $\rho_L \cdot I$ and that the corresponding matrix can be made symmetric by the variable change $\rho_L^{-\frac{1}{2}} \cdot I$.

To check the validity of this ansatz, we first computed the density of active sites on a 20×20 lattice and found numerically the γ_i 's from these data ⁶. At the same time we computed the Lyapunov spectrum. A plot of the two curves is drawn fig. 2. One finds a very good agreement over a large part of the spectrum, and the discrepancy increases towards small times scale, as expected.



⁶We weren't able to go beyond $L = 20$ in the Lyapunov spectrum computation. We used a version of the Eckmann-Ruelle algorithm [17] revisited from Von Brecken et al. [23]. Nevertheless, we needed two weeks of computation on a Pentium II 300 for the case $L = 20$, with a relative accuracy of 10^{-3} .

FIG. 2. Lyapunov spectrum, logarithm of the \mathcal{L} singular values, and normal diffusion modes for $E_c = 2.2, \epsilon = 0.1, L = 20$. Fig 2a : 80 first modes; Fig 2b : Full spectra drawn with lines in order to better see the shape.

4. The role of the spatial variations in the density of active sites.

It is usually assumed in the SOC literature, when dealing with the model's spatial properties, that only the density of active sites, and more precisely, its lattice average ρ_L^{av} , has to be taken into account. One therefore neglects the spatial dependence of ρ_L . In our approach this would lead to an effective transport operator $I + 2\alpha\rho_L^{av}\Delta$, corresponding to normal transport. In this case, the slowest Oseledec modes would simply be the eigenmodes of the Laplacian with zero boundaries conditions on $\partial\Lambda$, and the Lyapunov exponents would then correspond to the normal diffusion modes:

$$\lambda_L(i) = \log(|1 + 2\alpha\rho_L^{av} \cdot \sum_{k=1}^d (\cos(\frac{\pi \cdot n_k}{L+1}) - 1)|) \quad (42)$$

where the Laplacian modes are parametrized by the quantum numbers $\mathbf{n} = (n_k), k = 1 \dots d$, sorted such that the corresponding eigenvalues are decreasing (and i refers to the placement of the exponent in this sequence). In fig. (2), we also plot the diffusion eigenvalues of eq. (42). The computed Lyapunov exponents are different from these values except for the largest ones. This approximation is therefore too crude and gives a wrong spectrum. Note in particular that the *shape* of the spectrum differs, namely the discrepancy cannot be corrected by a mere multiplication of ρ_L^{av} by some factor. Since the Lyapunov exponents contain all the relevant informations about the dynamics at stationarity, our conclusion is that the non-homogeneity of $\rho_L(i)$ plays a key role in computing dynamical quantities, and implies unfortunately that the zero-th order “mean-field” approaches, which approximate the density of active sites as a constant lead to incorrect estimates for finite size when dealing with intermediate time scales. On the other hand, this should lead to correct results when dealing with the longest time scales, since the first modes are well approximated by a transport operator where $\rho_L(i)$ is considered as uniform.

In the litterature one often meets an (apparent) contradiction (see for example the original paper from Zhang [5] and subsequent analysis by Pietronero et al. [24]). One assumes the transfer of energy on large time scales to be normal diffusion, while in the same time an anomalous diffusion exponent $z \neq 2$ is computed. It was certainly clear in the spirit of these authors that one has to distinguish the average transport on many avalanches (long time scales) from the average transport within one avalanche (characterized by z). Our results on the Lyapunov spectrum makes this distinction quantitative. We show that the transport on the longest time scales is normal with a good approximation, while the average transport within *one* avalanche, namely on time scales corresponding roughly to the crossover point $\lambda_L(i_c)$, is clearly anomalous.

5. The random walk picture.

The operator \mathcal{L} is the Laplace-Beltrami operator associated to a random diffusion in a “medium” or a landscape *that is not flat*, corresponding to the metric $g = \rho_L \cdot I$, where I is the identity matrix on \mathbf{R}^N . It has a nice interpretation in

the so-called random walk picture⁷. Assume for a moment that the energy of a site is composed by (undivisible) energy quanta η that can be made arbitrarily small (this is way to “map” the Zhang’s model to a sandpile). Assume that we are in the stationary regim, and that at the initial time we drop a grain in some place and study its motion. At each time step where it is involved in a relaxation process this grain makes a jump at random in one of the $2d$ directions in the lattice. From this point of view, the stochastic dynamics of the grain is driven by the underlying dynamics of eq.(1). *If we assume that the evolution is Markovian*, the probability of jumping from i to some nearest neighbour j depends only on the state of i at time t and is given by a transition rate $W_{ij} = \alpha \cdot \rho_L(i)$, while the probability of staying at the same place is $1 - \rho_L(i)(1 - \epsilon)$ (remember that only an amount $\alpha = \frac{1-\epsilon}{2d}$ of the energy is transferred to the neighbours when a site relaxes). From this consideration, one obtains the equation for the probability $P(i, t)$ that a grain is at place i at time t , before it leaves the lattice $P(., t+1) = [I + \alpha \cdot \Delta \rho_L] \cdot P(., t) = [I + \alpha \cdot \Delta \rho_L]^t \cdot P(., 1)$, and one recovers the operator obtained above when assuming that the $Z_i(t)$ ’s were independent. Indeed, the independence assumption of the $Z_i(t)$ ’s is *equivalent to the Markovian assumption in the random walk picture*. The probability of jumping for a grain at time t depends *a priori* on its whole past via a Chapman-Kolmogorov equation whose transfert matrix is a sum of terms containing conditional probabilities

$$\begin{aligned} & \text{Prob} [Z_{i_{r-1}}(\mathbf{X}(t_{r-1})) = 1 | Z_{i_{r-2}}(\mathbf{X}(t_{r-2})) = 1, \dots, Z_{i_1}(\mathbf{X}(t_1)) = 1, Z_j(\mathbf{X}(t_0)) = 1] = \\ & \frac{\text{Prob} [Z_{i_{r-1}}(\mathbf{X}(t_{r-1})) = 1, Z_{i_{r-2}}(\mathbf{X}(t_{r-2})) = 1, \dots, Z_{i_1}(\mathbf{X}(t_1)) = 1, Z_j(\mathbf{X}(t_0)) = 1]}{\text{Prob} [Z_{i_{r-2}}(\mathbf{X}(t_{r-2})) = 1, \dots, Z_{i_1}(\mathbf{X}(t_1)) = 1, Z_j(\mathbf{X}(t_0)) = 1]} = \\ & \text{Prob} [Z_{i_{r-1}}(\mathbf{X}(t_{r-1})) = 1] \end{aligned}$$

where the last equality holds when the $Z_k(t)$ ’s are independent. In this case, $W_{ij} = \alpha \cdot \text{Prob} [Z_i(\mathbf{X}(t)) = 1] = \alpha \rho_L(i)$ for the j nearest neighbours of i .

However, we saw above that the process is not strictly Markovian since a jump from a given site cannot take place at two successive time steps. In other words, the probability of a jump $i \rightarrow j$ depends on the state of i at time t and at time $t-1$. The system has some memory (at least two-time-steps). However, defining the random variables $Y_k(t)$ ’s, as above, and assuming them to be independent amounts to render the random walk Markovian by a suitable reparametrization of the process, and gives a transfert equation

$$P(., t+1) = [I + 2 \cdot \alpha \cdot \Delta \rho_L] \cdot P(., t) = \mathcal{L}^t \cdot P(., 1) \quad (43)$$

Therefore, the operator \mathcal{L} characterizing the decay of a small perturbation can also be interpreted as the transfert matrix of a random walk in a medium where the diffusion rate depends on the location.

⁷B.C. is very grateful to P. Grassberger and D. Dhar for illuminating discussions on this point in Trieste.

6. Density of active sites and average energy flowing towards the boundaries.

Eq. (43) characterizes the energy transport in the lattice, but does not take into account the source term (addition of a grain) required to reach stationarity. Indeed, each times a grain exits the lattice, one must add another grain at a random place i , with probability $\bar{\omega}_L(i)$; this is a source term. Call \mathcal{P}_L the equilibrium state of the random walk and $\mathcal{V}(\partial\lambda)$ the set of sites at distance one from the boundary. The probability for a grain to exit is $2\alpha \sum_{j \in \mathcal{V}(\partial\lambda)} \rho_L(j) \cdot \mathcal{P}_L(j)$. It is obviously proportional to the outgoing energy flux, which is, at stationarity, equal to the incoming flux (resp. the probability of adding a grain in the lattice), namely ⁸:

$$\bar{\omega}_L = 2\alpha \sum_{j \in \mathcal{V}(\partial\lambda)} \rho_L(j) \cdot \bar{X}_L(j) \quad (44)$$

The complete equation for the energy at stationarity is :

$$2\alpha \cdot \Delta[\rho_L \cdot \bar{X}_L] + \bar{\omega}_L(i) = 0 \quad (45)$$

with zero boundaries conditions and with the constraint (44).

In this equation one distinguishes a *local* transport term, and a source term which depends on a *global* constraint. When the excitation is uniform eq. (45) reduces to $\Delta[\rho_L \cdot \bar{X}_L] + \frac{\bar{\omega}_L}{2\alpha \cdot L^d} = 0$.

The difficulty in solving this equation is that it deals with the product $\rho_L \cdot \bar{X}_L$. On the other hand, it is known in the literature that \bar{X}_L converges to a uniform energy distribution over the lattice as $L \rightarrow \infty$ [25]. Assume now that we can write \bar{X}_L as:

$$\bar{X}_L = \bar{X}_0 + f(L) \quad (46)$$

where $\|f(L)\|$ goes to zero as $L \rightarrow \infty$ and where \bar{X}_0 is spatially uniform, i.e. $\bar{X}_0(i) = \text{const} = \bar{x}_L$. At the zero-th order, one obtains for ρ_L the following equation:

$$\Delta\rho_L + \frac{\bar{\omega}_L}{2 \cdot \alpha L^d \bar{x}_L} = 0 \quad (47)$$

where $L^d \bar{x}_L = E_{tot}$, the average total energy in the lattice. The solution of this equation can be easily found by decomposition on the eigenmodes of the Laplacian. The general solution is:

$$\rho_L(\mathbf{x}) = \sum_{\mathbf{n}} A_{\mathbf{n}} \prod_{i=1}^d \sin(k_i \cdot x_i) \quad (48)$$

where $\mathbf{n} = (n_1, \dots, n_d)$ is the set of quantum numbers parametrizing the eigenmodes of the discrete Laplace operator, $s_{\mathbf{n}} = 2(\sum_{i=1}^d \cos(k_i) - d)$ is the corresponding eigenvalue with $k_i = \frac{n_i \pi}{L+1}$,

$$A_{\mathbf{n}} = -\frac{2^{d-1} \cdot \bar{\omega}_L}{\alpha E_{tot} (L+1)^d} \frac{\prod_{i=1}^d C_{n_i}}{s_{\mathbf{n}}}$$

⁸The cautious reader has noticed that this equation is not dimensionally correct, since no energy term appears on the l.h.s.. One should indeed multiply by δ , the input energy quantum, which is set to one throughout this paper.

and

$$C_{n_i} = \sum_{x=1}^L \sin(k_i \cdot x) = (-1)^{m_i} \frac{\sin(\frac{n_i \pi L}{2(L+1)})}{\sin(\frac{n_i \pi}{2(L+1)})}$$

where $n_i = 2m_i + 1$. Surprisingly, this already gives quite a good approximation for ρ_L , which becomes better and better as L increases (see fig. 3 and fig. 4 in the next section.).

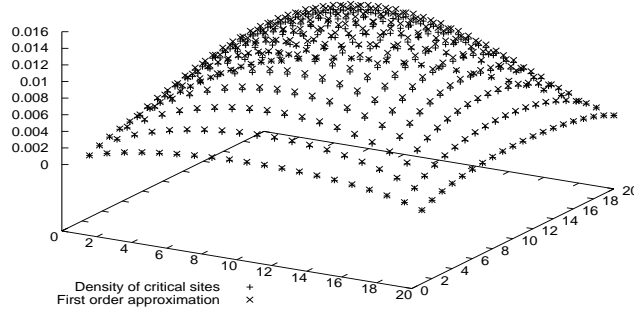


FIG. 3. Plot of the density of active sites and solution of eq. (47) for $E_c = 2.2, \epsilon = 0.1, L = 20$.

Away from the boundaries, one expects rotational invariance for $\rho_L(\mathbf{x})$. This can be checked by expanding the function \sin near to $x_i = \frac{L}{2}, i = 1 \dots d$ up to third order. One obtains the well known paraboloid form [26] $\rho_L(\mathbf{x}) \sim K_0 - K_1 \sum_{i=1}^d x_i^2$, where the constants K_0, K_1 can be easily deduced from eq. (47).

One also obtains the average density of active sites, $\rho_L^{av} = \frac{1}{L^d} \sum_{i=1}^N \rho_L(i)$:

$$\rho_L^{av} = -\frac{2^{d-1} \bar{\omega}_L}{L^d (L+1)^d \alpha E_{tot}} \sum_{\mathbf{n}} \frac{\prod_{i=1}^d C_{n_i}^2}{s_{\mathbf{n}}} \quad (49)$$

which is expected to hold for sufficiently large L . We give a plot fig. 4 where it clearly appears that this formula gives already a quite good estimate for $L = 15$.

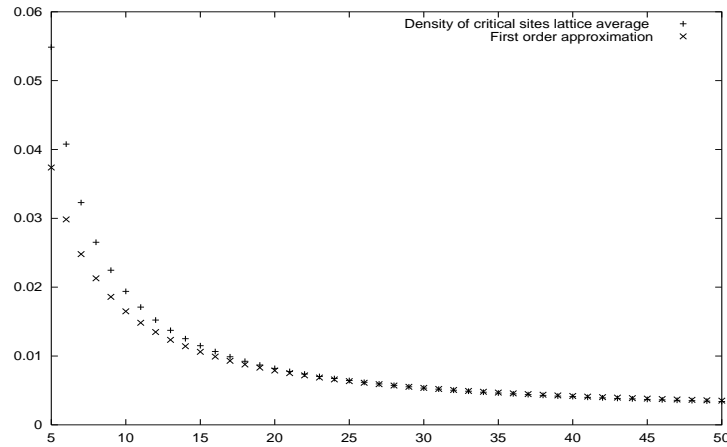


FIG. 4. Plot of ρ_L^{av} and solution of eq. (49) versus L , for $E_c = 2.2, \epsilon = 0.1$.

IV. SCALING PROPERTIES OF THE LYAPUNOV SPECTRUM.

Zhang's model, as a hyperbolic dynamical system, cannot exhibit a critical behaviour for finite size, since it has exponential correlation decay⁹. However, since a critical behaviour is conjectured in the thermodynamic limit, one expects that hyperbolicity is lost as $L \rightarrow \infty$, namely some of the Lyapunov exponents go to zero. It is therefore of crucial importance to know the behaviour of the Lyapunov exponents as $L \rightarrow \infty$. In this section, we first discuss the time scale separation between activation rate and dissipation rate, which is believed to be a fundamental ingredient to have SOC, and its links to the Lyapunov exponents. We then show that using a Finite Size Scaling ansatz provides a scaling exponent from which the scaling of some SOC observables can be obtained.

A. Time scale separation.

Equation (49) can be written as:

$$\rho_L^{av} = -\frac{2^{d-1}\bar{\omega}_L}{L^d\alpha E_{tot}}\gamma_L \quad (50)$$

where $(L+1)^d\gamma_L = \sum_{\mathbf{n}} \frac{\prod_{i=1}^d C_{n_i}^2}{s_{\mathbf{n}}}$. Let us estimate the scaling of this sum as $L \rightarrow \infty$. First, set $d=1$ and fix $\alpha > 0$ arbitrarily small. The sum over $n = n_1$ can be split into a part such that $n < (L+1)\alpha$ and another part where $n \geq (L+1)\alpha$. In the first sum, $C_n \sim \frac{2(L+1)}{n\pi}$, $s_{\mathbf{n}} \sim -\frac{(\pi n)^2}{(L+1)^2}$, while the second sum is smaller than $(L+1)C(\alpha)$, where $C(\alpha)$ is bounded for $\alpha > 0$. Therefore $\gamma_L \sim (L+1)^3 S$, where $S \sim \sum_{n < (L+1)\alpha} \frac{1}{n^4}$ stays bounded as $L \rightarrow \infty$. Then $\gamma_L \sim (L+1)^3$. This argument can be generalized for any d by splitting the sum over $\mathbf{n} = (n_1, n_2, \dots, n_d)$ into sums where k indexes are smaller than $\alpha(L+1)$, k going from 0 to d . It is easy to see that the main contribution is due to the terms such that d indexes are $< \alpha(L+1)$, giving a leading contribution $\sum (L+1)^{2d+2}$ and $\gamma_L \sim L^{d+2}$. We therefore conclude that ρ_L^{av} scales like :

$$\rho_L^{av} \sim \frac{\bar{\omega}_L}{E_{tot}} \frac{(L+1)^{d+2}}{L^d} \sim \frac{\bar{\omega}_L L^2}{E_{tot}} = \frac{\bar{\omega}_L L^2}{L^d \bar{X}_0} \quad (51)$$

Set $h = \frac{\bar{\omega}_L}{L^d}$ for the driving rate and call $e = \frac{h}{\rho_L^{av}} = \bar{x}_L L^{-2}$. One obtains the energy conservation equation : $h = \rho_L^{av} e$ and therefore e is the energy dissipated per active site and per unit time. It corresponds to the *dissipation rate* introduced by Vespignani et al. [15]. Since $0 < \bar{x}_L < E_c, \forall L$, \bar{x}_L plays no role in the asymptotic scalings in L and therefore $e \sim L^{-2}$, as already anticipated by a mean-field approach in [15].

The average value of observables like size, duration, etc ... is known to diverge with a power law scaling $\langle x \rangle_L \sim L^{\gamma_x}$. Therefore $\frac{1}{\langle \tau \rangle_L} \rightarrow 0$ like $L^{-\gamma_\tau}$ as $L \rightarrow \infty$ where $\gamma_\tau > 1$ [3]. Since $0 \leq \bar{\omega}_L \leq 1$ (see (20)), eq. (21) implies that $p_L = f(\frac{1}{\langle \tau \rangle_L}) = \frac{a_1}{\langle \tau \rangle_L} - \frac{a_2}{\langle \tau \rangle_L^2} + O(\frac{1}{\langle \tau \rangle_L^3})$. This is in particular clear for $E_c < 1$, since $p_L = \bar{\omega}_L$, which implies $p_L = \frac{1}{1+\langle \tau \rangle_L}$ and therefore $a_1 = 1, a_2 = 1$. For general E_c using this form gives, from eq. (21) $a_1 = 1$ and :

$$p_L \sim \frac{1}{\langle \tau \rangle_L} - \frac{a_2}{\langle \tau \rangle_L^2} \quad (52)$$

⁹The exponential correlation decay is a general property of hyperbolic systems but in presence of singularities one can also observe a polynomial correlation decay and weak initial condition sensitivity [9].

and

$$\bar{\omega}_L \sim \frac{a_2}{\langle \tau \rangle_L} \quad (53)$$

as $L \rightarrow \infty$. It follows therefore that :

$$\rho_L^{av} \sim L^{-\gamma_\tau + 2 - d} \quad (54)$$

We have therefore shown that :

$$h \rightarrow 0, e \rightarrow 0, \rho_L^{av} = \frac{h}{e} \rightarrow 0, \text{ as } L \rightarrow \infty \quad (55)$$

In [15] Vespignani et al. discussed the necessity of this triple limit in order to have SOC. In their analysis the activation and dissipation rate where however free parameters (tunable “by hand”). In Zhang’s model, h and e are not free, since they are fully determined by the dynamics. Therefore, we have shown that the three limits discussed by Vespignani et al. [15] are indeed achieved, without external fine tuning of some parameter, in Zhang’s model, by the simple constraints one imposes on the dynamics (adiabatic driving).

From (53) we have that the positive Lyapunov exponent (resp. the entropy) $\bar{\omega}_L \log(N) \rightarrow 0$ in the thermodynamic limit. On the other hand, the first negative Lyapunov exponent is given with a good accuracy by the normal diffusion operator $1 + 2\rho_L^{av}\Delta$ (see fig.2), which implies that $\lambda_L(1) \sim \rho_L^{av}L^{-2}$. Another way of arguing is to note that from theorem 1, $\lambda_L(1)$ scales like the average ratio of energy dissipated by one site. From the local conservation of energy, $\lambda_L(1).\bar{x}_L \sim h$, then $\lambda_L(1) \sim \rho_L^{av}L^{-2}$. Therefore, $\lambda_L(1) \rightarrow 0$ in the thermodynamic limit. Actually, the Finite-Size Scaling analysis of the next section suggests that a large number of negative Lyapunov exponents also go to zero as $L \rightarrow \infty$. But the double limit $\lambda_L(0) \rightarrow 0, \lambda_L(1) \rightarrow 0$ already show that the *hyperbolicity is lost in the thermodynamic limit*. Note however that these two exponents are not independent since local conservation of energy imposes $\lambda_L(1).\bar{x}_L \sim h$ which implies $\frac{\lambda_L(1)}{\lambda_L(0)} \sim \frac{L^{-d}}{\log(N)}$. Incidentally, this validates the separation of time scale between the correlation decay time $\frac{1}{\lambda_L(0)}$ and the largest transport characteristic time $\frac{1}{\lambda_L(1)}$ we used when deriving the mean-field transport equation for the slowest modes, in the previous section.

B. Finite Size-Scaling of the Lyapunov spectrum.

An approximate expression for the modes related to the transport in the lattice is obtained from the operator \mathcal{L} (eq. 40), whereas an approximate equation for ρ_L is given by eq. (49). However, at the moment we don’t have an analytic expression for the modes of \mathcal{L} . In this sequel, we restrict to the scaling of the slowest singular values of \mathcal{L} with the system size.

When dealing with scaling analysis in the thermodynamic limit, one usually first tries to use Finite Size Scaling (FSS). This is a standard tool in statistical mechanics. It has also been proposed in SOC as an ansatz for the scaling of the probability distribution of avalanches observables [7]. However, its validity has recently been asked in this case [8].

Nevertheless, since this is certainly the first ansatz one can try to do scaling analysis, we try in this section a Finite-Size Scaling ansatz for the Lyapunov spectrum and look at the results and conclusions we are lead to ¹⁰. We assume therefore that, for any L , there exists a change of coordinates $i \rightarrow \phi_L(i)$, $\lambda_L \rightarrow \psi_L(\lambda_L)$, depending on L , such that the points of the spectrum $\{i, \lambda_L(i)\}$ are mapped onto the same “universal” curve ¹¹ $\{x, \lambda(x)\}$, where $\lambda(x) = \psi_L \circ \lambda_L \circ \phi_L^{-1}(x)$. Furthermore we assume (as in usual Finite Size Scaling) that the coordinate changes are simple dilatations where $\phi_L(x) = L^{\beta_\lambda} \cdot x$, $\psi_L(x) = L^{\beta_\lambda \cdot \tau_\lambda}(x)$. Then:

$$\lambda(x) = L^{\beta_\lambda \cdot \tau_\lambda} \cdot \lambda_L(x \cdot L^{-\beta_\lambda}) \quad (56)$$

Equivalently, knowing the curve $\{x, \lambda(x)\}$ the spectrum for a given size is

$$\lambda_L(i) = L^{-\beta_\lambda \cdot \tau_\lambda} \lambda(i L^{-\beta_\lambda}), \quad i = 1 \dots L^d \quad (57)$$

Since the set of indices $i \in \{1 \dots L^d\}$ it is evident that :

$$\beta_\lambda = d \quad (58)$$

The exponent τ_λ can be numerically computed by several means. A first one is to minimize the euclidean distance between the spectra obtained for different lattice sizes, with respect to τ_λ . Another way is to compute the sum of the Lyapunov exponents. Indeed:

$$S_L \stackrel{\text{def}}{=} \sum_{i=1}^N \lambda_L(i) = L^{-d \cdot \tau_\lambda} \cdot \sum_{y=L^{-d}}^1 \lambda(y) \sim L^{d \cdot (1-\tau_\lambda)} \int_{L^{-d}}^1 \lambda(y) \cdot dy$$

Assuming that $\lambda(y)$ is bounded as $y \rightarrow 0$ and that $0 < K = \int_0^1 \lambda(y) dy < \infty$ one obtains:

$$S_L \sim K \cdot L^{d \cdot (1-\tau_\lambda)} \quad (59)$$

which allows one to compute τ_λ . The value of τ_λ for $d = 2, \epsilon = 0.1$ and different E_c values are given Table 1. These values were obtained for a sample of spectra from $L = 10$ to $L = 20$. We note in particular that τ_λ depends on E_c . At the moment we have no way of knowing whether this effects persists in the thermodynamic limit. Note that these values are given as indications but the correct estimation of τ_λ certainly requires further investigations for consequently larger system size. These numerical studies are beyond our present computer performances.

Ec	τ_λ
0.6	0.632
1.1	0.622
1.5	0.621
2.2	0.560
4.1	0.524

Table 1: Computed values of τ_λ versus E_c , obtained from eq. (59), for samples of size $L=10$ to $L=20$.

¹⁰Note that FSS of the Lyapunov spectrum is not a general property of dynamical systems, even close to a phase transition point [27,28]

¹¹Note that this curve depends on the parameters E_c, ϵ, d

The data collapse of spectra is drawn Fig. 5. Though a good data collapse is not sufficient to ensure FSS, Fig. 5 indicates that this gives a good approximation of the spectrum. Actually, we don't expect the FSS to hold for the whole spectrum (in particular the kernel modes could have a different scaling). For the following discussion it is however sufficient to assume that FSS holds for the slowest modes. This is a reasonable assumption since these modes are well approximated by normal diffusion.

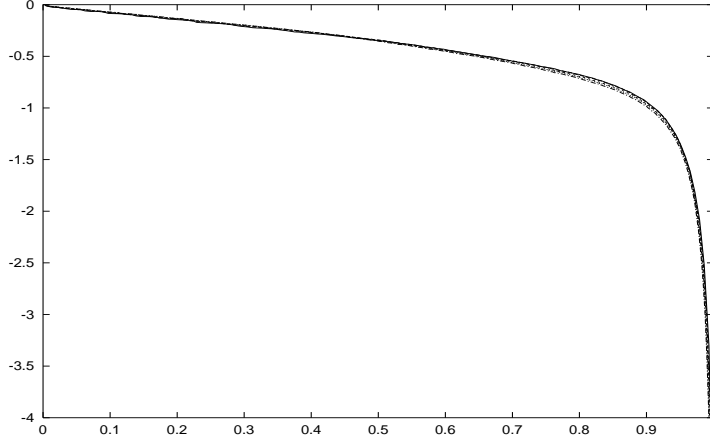


FIG. 5. Data collapse of the Lyapunov spectrum for $Ec=2.2, \epsilon = 0.1, L=12,14,16,18$.

We now relate the exponents γ_s, γ_τ (and other characteristic exponents like z , the anomalous diffusion exponents) to τ_λ . Note that γ_x is related to the critical exponent τ_x ¹² and therefore our discussion suggests that there is a link between τ_λ and the critical exponents τ_s, τ_τ .

The FSS leads to $\lambda_L(1) = L^{-d \cdot \tau_\lambda} \lambda(L^{-d})$. However the analyticity properties of λ near zero are not known. Assume that $\lambda(x) \sim x^\alpha, x \sim 0$ where α may depend on d (seemingly $\alpha = 1$ for $d = 2$). Then $\lambda_L(1) \sim L^{-d \cdot \tau_\lambda - d\alpha}$. From $\lambda_L(1) \sim \rho_L^{av} \cdot L^{-2}$ one obtains:

$$\rho_L^{av} \sim L^{-d \cdot \tau_\lambda + 2 - d\alpha} \quad (60)$$

and from (54) $\gamma_\tau + d = d(\tau_\lambda + \alpha)$. Finally, from eq. (31),(52),(59) one gets:

$$d\tau_\lambda = d - \gamma_s + \gamma_\tau \quad (61)$$

which gives:

$$\gamma_s = 2 \quad (62)$$

$$\gamma_\tau = d\tau_\lambda + 2 - d \quad (63)$$

¹²Under the finite-size scaling assumption of $P_L(x)$ one finds that $\gamma_x = \beta_x \cdot (2 - \tau_x)$ where L^{β_x} is the scaling for the maximal value of x in a lattice of size L .

and

$$\alpha = \frac{2}{d} \quad (64)$$

The equation for γ_s has been already anticipated by many authors on the basis of numerical simulations [25], mean-field approach [15] and has been proved in Dhar's model for $d = 2$ by Dhar himself [29]. The equation for α is well verified in $d = 1$ and $d = 2$. This relation deserves however further investigation in larger dimensions. It suggests in particular that the curve $\lambda(x)$ is not C^1 at zero for $d > 2$, i.e. the largest exponents do not go to zero in a smooth way as $L \rightarrow \infty$.

Finally, the anomalous diffusion exponent z , characterizing the average transport within one avalanche, is equal to γ_τ if one assumes that the average avalanche radius scales like L in any dimension [3]. Equivalently, one can notice that the crossover point for the $\chi_L(i)$'s spectrum (eq. (32)) is $\sim \frac{L^z}{\langle \tau \rangle_L}$ and does not depend on L . From eq. (63) it follows that the transport on time scales of order $\langle \tau \rangle_L$ is anomalous ($z < 2$) iff $\tau_\lambda < 1$. Note however that this argument assumes that the FSS is still valid at the crossover point.

This result suggests therefore that some of the critical exponents of SOC can be obtained from simple scaling ansatz on the Lyapunov spectrum.

As a final remark, note that the E_c dependance appearing in table 1 would have to be clarified since it suggests that the critical exponents depend on E_c . This was already argued in [9–11] and suggested from numerical simulations (though not discussed) in [30]. Note, however, that the dependence of dynamical quantities in the control parameter in a dynamical system is more a rule than an exception. One certainly needs very special properties to ensure that the critical exponents are constant in the limit $L \rightarrow \infty$, whatever E_c . If this happened to be true it would mean that Zhang's model is somehow non-generic, at least from the dynamical systems point of view.

V. CONCLUSION

In this paper, we investigated the dynamics of Zhang's model in terms of the Lyapunov exponents and Oseledec modes. Due to the piecewise affine structure of the model, the Lyapunov exponents, usually related to the local properties of the dynamics (expansion rates, fractal dimensions, entropy), also appear as characteristic rates of energy transport in the system. We showed that the spectrum is roughly divided into two parts, the slow modes corresponding to transport and dissipation and the fast ones essentially associated with the stability of the attractor. Even if the Oseledec modes are the analogous of Fourier modes in normal diffusion, they are not normal, because the density of active sites is not spatially homogeneous. The slow Oseledec modes correspond rather to a diffusion in a metric which is not flat and given by the density of active sites. Only for the slowest mode are the Lyapunov exponents the same as for the largest rate in normal diffusion. This is important since the slowest mode characterizes the equilibrium properties of the model. This means that the usual mean-field approaches, which replace the density of active sites by its lattice average, are correct if one considers properties related to the longest time scales. Since the critical exponents γ_s, γ_τ characterize statistical properties on the largest time scale, they are naturally related to the slowest Lyapunov exponent.

We investigated the scaling properties of the spectrum with respect to the lattice size and found that Finite Size Scaling gives a good approximation. In particular we extracted a critical exponent τ_λ which is related to the usual critical exponents computed in the literature. However, there is clearly a lot more information in the Lyapunov spectra than in the usual critical exponents.

The scaling form shows also that in the thermodynamic limit a part of the spectrum goes to zero, corresponding to translation invariance, and zero dissipation. In this way the Zhang's model is not hyperbolic in the thermodynamic limit. This limit has now to be studied in more details, especially as far as the vanishing of correlations is concerned. It may indeed be a way to make a connection between SOC and the usual critical phenomena.

Acknowledgement. B.C. is grateful to D. Dhar, P. Grassberger, and H. Jensen for illuminating discussions in Trieste. He also warmly thanks J.L. Meunier for the many exciting debates they have, and for their exchange of ideas. This work was partially supported by a Procope grant.

-
- [1] Bak P., Tang C., Wiesenfeld K., "Self organised criticality: An explanation of $1/f$ noise", Phys. Rev. Lett., Vol 59, Num 4, (1987), 381- 384 Bak P., Tang C., Wiesenfeld K., "Self organised criticality", Phys. Rev. A., Vol 38, Num 1, (1988), 364-374.
 - [2] Bak P. "How nature works.", Springer-Verlag (1996).
 - [3] Jensen H.J., "Self-Organized Criticality : Emergent Complex Behavior in Physical and Biological systems", Cambridge Lecture Notes in Physics 10, Cambridge University Press (1998).
 - [4] D. Dhar, Phys. Rev. Lett. **64**, 1613 (1990); D. Dhar and S.N. Majumdar, J. Phys. A **23**, 4333 (1990); S.N. Majumdar and D. Dhar, Physica A **185**, 129 (1992). D. Dhar and R. Ramaswamy, Phys. Rev. Lett. **63**, 1659 (1989).
 - [5] Zhang H.Y. "Scaling theory of Self-Organized Criticality", Phys. Rev. Lett., Vol 63, Num 5 (1988), 470-473.
 - [6] Sornette D., Johansen A., Dornic I., "Mapping Self-Organized Criticality onto Criticality", J. Phys. France 5 (1995) 325-335.
 - [7] Kadanoff L.P., Nagel S.R., Wu L., Zhou S., "Scaling and universality in avalanches", Phys. Rev. A, Vol 39, Num 12, 6524-6527, (1989)
 - [8] Tebaldi C., De Menech M., Stella A., "Multifractal scaling in the Bak-Tang-Wiesenfeld Sandpile and edge events", preprint cond-mat/9903270.
 - [9] Blanchard Ph., Cessac B., Krüger T., "A dynamical systems approach for SOC models of Zhang's type", Jour. of Stat. Phys., 88, (1997), 307-318 .
 - [10] Cessac B., Blanchard Ph., Krueger T., "A dynamical system approach to Self-Organized Criticality" Mathematical results in Statistical Mechanics", Marseille 1998, World Scientific Singapore.
 - [11] Blanchard Ph., Cessac B., Krüger T., "What can one learn about Self-Organized Criticality from Dynamical System theory ?", *Jour. of Stat. Phys.*, 98 (2000), 375-404.
 - [12] Dickman R., Vespignani A., Zapperi S., "Self-organized criticality as an absorbing-state phase transition" *Physical Review E* **57**, 5095 (1998)
 - [13] Giacometti A., Diaz-Guilera A., "Dynamic renormalization group approach to self-organized critical phenomena", Phys. Rev. E **58**, 247 (1998).
 - [14] Blanchard Ph., Cessac B., Krüger T., "Ergodicity in the Zhang model of Self-Organized Criticality", in preparation.
 - [15] Vespignani A., Zapperi S., "How self-organized criticality works : A unified mean-field picture." *Physical Review E* **57**, 6345 (1998)
 - [16] Oseledec V.I., "A multiplicative ergodic theorem. Characteristic Lyapunov exponents of dynamical systems.", Transaction of the Moscow Mathematical Society, 19 (1968), 179-210.
 - [17] Eckmann J.P., Ruelle D., "Ergodic Theory of Strange attractors" Rev. of Mod. Physics, 57, 617 (1985). Eckmann J.P., Kamphorst O., Ruelle D., Ciliberto S. Phys. Rev. A, 34, 4971 (1986).
 - [18] Ledrappier F., Young L. S., "The metric entropy for diffeomorphisms", Annals of Math. **122**, (1985) 509-574
 - [19] Erzan A., Sinha S., "Spatiotemporal intermittency on the sandpile", P.R.L., Vol 66, Num 21, 2750-2753, (1991).
 - [20] Pollicott M. "Lectures on ergodic theory and Pesin Theory on compact manifolds", London Math. Soc., Lect. Notes Series

- 180, Cambridge University Press, (1993).
- [21] Newmann C. M., "The distribution of Lyapunov exponents: Exact results for Random Matrices", *Com. Math. Phys.*, 103, 121-126 (1986).
 - [22] Eckmann J.P., Gat O., "Hydrodynamic Lyapunov Modes in Translation Invariant Systems", preprint *chao-dyn/9908018*.
 - [23] Von Bremen H.F., Udvardi F.E., Proskuroski W., "An efficient QR based method for the computation of Lyapunov exponents", *Physica D*, 101 (1997) 1-6.
 - [24] Pietronero L., Tartaglia P., Zhang Y.C., "Theoretical studies of Self-Organized Criticality", *Physica A* 173, (1991), 22-44.
 - [25] Grassberger P., Manna S., *J. Phys France*, 51:1077, (1990)
 - [26] Grassberger P., private communication.
 - [27] Posch H.A., Hoover W.G., "Lyapunov instability of dense Lennard-Jones fluids", *P.R.A.*, Vol 38, Num 1, 473-482, (1998).
 - [28] Sastry S. "Lyapunov spectra, instantaneous normal mode spectra, and relaxation in the Lennard-Jones liquid, *P.R.L.*, Vol 76, Num 20, 3738-3741 (1996)
 - [29] D. Dhar, *Phys. Rev. Lett.* **64**, 1613 (1990).
 - [30] Luebeck S. "Large-scale simulations of the Zhang sandpile model", *Phys. Rev. E.*, Vol. 56, Num. 2, 1590-1594, (1997)

