

Unconventional superconductivity in CeIrIn₅ and CeCoIn₅: Specific heat and thermal conductivity studies

R. Movshovich,¹ M. Jaime,¹ J. D. Thompson,¹ C. Petrovic,² Z. Fisk,² P. G. Pagliuso,¹ and J. L. Sarrao¹

¹*Los Alamos National Laboratory, Los Alamos, New Mexico 87545*

²*NHMFL, Florida State University, Tallahassee, FL 32306*

(October 24, 2018)

Low temperature specific heat and thermal conductivity measurements on the ambient pressure heavy fermion superconductors CeIrIn₅ and CeCoIn₅ reveal power law temperature dependences of these quantities below T_c . The low temperature specific heat in both CeIrIn₅ and CeCoIn₅ includes T^2 terms, consistent with the presence of nodes in the superconducting energy gap. The thermal conductivity data present a T -linear term consistent with the universal limit (CeIrIn₅), and a low temperature T^3 variation in the clean limit (CeCoIn₅), also in accord with prediction for an unconventional superconductor with lines of nodes.

PACS number(s) 74.70.Tx, 71.27.+a, 74.25.Fy, 75.40.Cx

Unconventional superconductivity has been an active area of research for several decades, ever since the discovery of the first heavy fermion superconductor, CeCu₂Si₂ [1]. The presence of strong magnetic interaction between 4f moments and itinerant electrons in this class of compounds allows the possibility of non-phonon mediated coupling between superconducting quasiparticles, a signature of unconventional superconductivity, and a superconducting order parameter with lower symmetry than that of the underlying crystal lattice. Soon after the discovery of superconductivity in CeCu₂Si₂, several uranium-based heavy fermion superconductors were discovered. The presence of a double transition in UPt₃ immediately identified this compound as an unconventional superconductor [2]. Subsequent observations of power law temperature dependences of the specific heat and thermal conductivity have been instrumental in identifying UPt₃ (and other U-based heavy fermion superconductors) as unconventional.

Until very recently, among Ce-based heavy fermion compounds only CeCu₂Si₂ was shown to superconduct at ambient pressure. Other ThCr₂Si₂-based compounds require application of significant pressure (on the order of 20 kbars) before they exhibit superconductivity. These include CeCu₂Ge₂ [3], CePd₂Si₂ [4,5], and CeRh₂Si₂ [6]. Recently, cubic CeIn₃ was also shown to superconduct under pressure of about 25 kbar [7], with superconductivity mediated by magnetic interactions [5].

Quantitative thermodynamic and heat transport measurements, that probe the nature of the superconducting gap, are a lot simpler at ambient pressure. CeCu₂Si₂ seems to be a good candidate for such investigations. However, it is a rather complicated system, in which very small changes in stoichiometry can change the ground state from superconducting to antiferromagnetic. Recently discovered ambient pressure superconducting CeIrIn₅ [8] and CeCoIn₅ [9] do not display such complica-

tions. Therefore, they present an uncommon opportunity to study the superconducting ground state of Ce-based heavy fermion compounds. In this Letter we present the results of low temperature specific heat and thermal conductivity measurements on both CeIrIn₅ and CeCoIn₅ which show power law temperature dependences and present a strong proof of the unconventional nature of the superconductivity in these compounds.

The details of sample growth and characterization are described in Refs. [8,9]. Large plate-like single crystals, up to 1 cm long, are grown from an excess In flux. Their quasi-2D tetragonal structure can be viewed as layers of CeIn₃ separated by layers of IrIn₂ (or CoIn₂). Therefore, we can treat CeIn₃ as the parent compound for CeIrIn₅ and CeCoIn₅. Both CeIrIn₅ and CeCoIn₅ are ambient pressure superconductors, with transition temperature

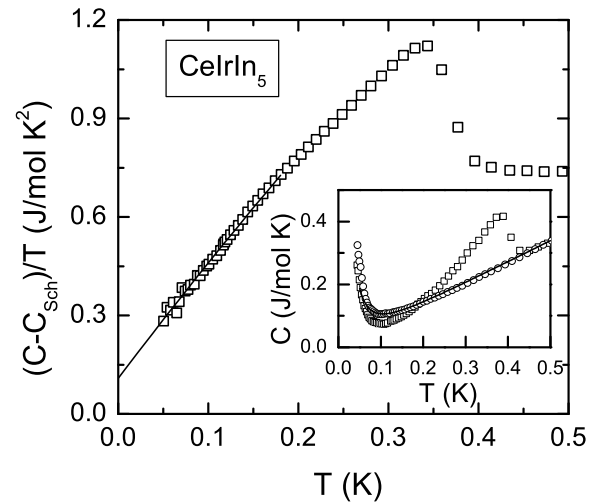


FIG. 1. Specific heat of CeIrIn₅, as $(C - C_{Sch})/T$ vs. T . (\square) $H = 0$ kG, (\circ) $H = 5$ kG. Dashed line is $\gamma = C/T = 0.68$ J/molK²; solid line is a fit to $H = 0$ kG data for $85 \text{ mK} < T < 0.2$ K. Inset: $C(T)$, (\square) $H = 0$ kG, (\circ) $H = 5$ kG. Solid line is a sum of γT and nuclear Schottky C_{Sch} for $H = 5$ kG data.

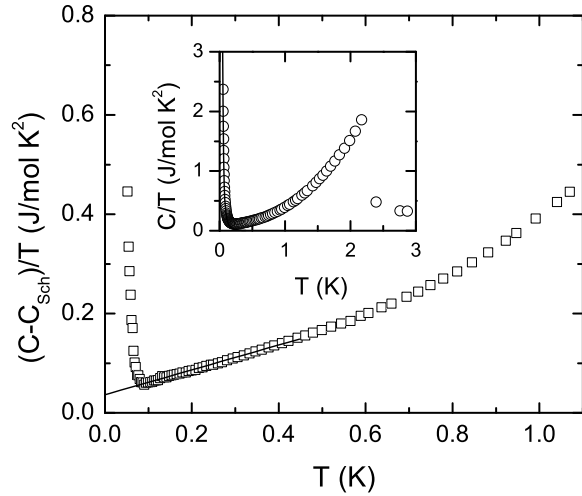


FIG. 2. $(C - C_{Sch})/T$ of CeCoIn_5 at $H = 0$ kG. Solid line is a fit for $0.1 \text{ K} < T < 0.7 \text{ K}$. Inset: Specific heat of CeCoIn_5 : Solid line is In nuclear quadrupolar Schottky anomaly C_{Sch} .

T_c of 400 mK and 2.3 K and specific heat jump at superconducting phase transition $\Delta C/\gamma T_c$ of 0.76 and 4.3 respectively.

Fig. 1 shows specific heat of two samples of CeIrIn_5 in zero field and in magnetic field of 5 kG ($\mathbf{H} \parallel \mathbf{c}$), which suppresses the superconducting state to $T = 0$ K. The solid line in the inset represents the sum of the T-linear term expected for a well developed heavy fermion state and the In nuclear quadrupolar Schottky anomaly C_{Sch} , and it agrees well with the 5 kG normal state data for CeIrIn_5 . The five doubly degenerate energy levels used in calculating C_{Sch} (In nuclear spin $I = 9/2$) were measured directly via NQR experiment [10].

The main body of Fig. 1 shows specific heat divided by temperature after C_{Sch} was subtracted. The solid line in the main body of Fig. 1 is a linear fit to the data in the superconducting state of CeIrIn_5 below 0.2 K ($T_c/2$). The vertical intercept gives the coefficient of the T-linear term $\gamma_0 = .110 \pm .010 \text{ J/molK}^2$ (a second sample shown in the inset gives $\gamma_0 = .010 \pm .008 \text{ J/molK}^2$ between 200 mK and 85 mK). Low temperature T-linear contribution in specific heat of unconventional superconductors is commonly attributed to the impurity band that forms in the linear node(s) of the superconducting energy gap. The sample with larger γ_0 has lower T_c of 0.38 K, compared to 0.4 K for the sample with lower γ_0 , qualitatively consistent with the impurity band origin of the linear-T term in specific heat. The T^2 term in electronic specific heat in CeIrIn_5 is an indication of the presence of lines of nodes in the energy gap, as in a number of other unconventional superconductors, including both cuprates YBCO [11] and LSCO [12] and heavy fermion UPd_2Al_3 [13]. The coefficient of the T-squared term in the specific heat, $\alpha = 3.56 \pm 0.06 \text{ J/molK}^3$, of CeIrIn_5 is several orders of magnitude greater than that of the HTS, reflecting the heavy-fermion nature of this

compound.

Specific heat of CeCoIn_5 in zero field is shown in Fig. 2. The inset of Fig. 2 shows the data up to 3 K together with calculations of the In quadrupolar nuclear Schottky anomaly (solid curve) based on the energy levels determined via NQR studies of CeCoIn_5 [14]. The good agreement between calculation and data leaves little doubt that the low temperature anomaly is due to In nuclear quadrupolar moments. In the main body of Fig. 2 we show specific heat divided by temperature after subtracting the In nuclear Schottky contribution. The zero field data are well described by $C/T = 0.04 \text{ J/molK}^2 + 0.25T \text{ J/molK}^3$ for $95 \text{ mK} < T < 400 \text{ mK}$ suggesting the presence of impurity band and line(s) of nodes in the energy gap, as in the case of CeIrIn_5 . The low temperature upturn in the data may be related to the low temperature entropy revealed when 5 T field is applied to suppress superconductivity in this compound. [9] Crystallographically, CeIrIn_5 and CeCoIn_5 are closely related compounds. The similar temperature dependences of their specific heats points (gratifyingly) to the possibility of the same symmetry of their superconducting order parameters.

We now turn attention to thermal transport in CeIrIn_5 and CeCoIn_5 . Thermal conductivity κ of CeIrIn_5 divided by temperature is displayed in Fig. 3 for $2 \text{ K} < T < 33 \text{ mK}$. κ/T reaches a maximum at $T_c = 0.4 \text{ K}$, begins to fall below T_c , and becomes linear in temperature below $T_c/2 = 200 \text{ mK}$. The solid line is a fit $\kappa/T = .46 \pm .07 \text{ W/K}^2\text{m} + (4.10 \pm .06)T \text{ W/K}^3\text{m}$ for $T < 200 \text{ mK}$. The dashed line in Fig. 3 is an upper limit estimate of the phonon thermal conductivity (with boundary scattering only) $\kappa = \frac{1}{3}\beta T^3 \langle v \rangle \Lambda_0$. Here $\beta T^3 = 15.5T^3 \frac{\text{J}}{\text{m}^3\text{K}^4}$ is the phonon specific heat of the non-magnetic analogue LaIrIn_5 [15], Λ_0 is the phonon mean free path, and $\langle v \rangle$ is the mean phonon velocity [16,17]. On the basis of this

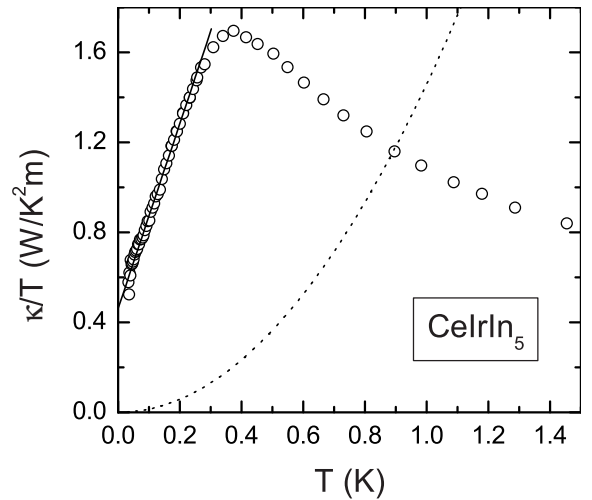


FIG. 3. Thermal conductivity of CeIrIn_5 . Solid line is a linear fit to the data for $T < 0.2 \text{ K} = T_c/2$. Dotted line is an upper limit estimate for the phonon thermal conductivity.

estimate we can conclude that the heat transport below T_c is dominated by quasiparticles.

The presence of a T-linear term in κ is expected for an unconventional superconductor with line(s) of nodes in the energy gap on the Fermi surface. It arises due to the appearance of the impurity band at these nodes. At first sight the magnitude (0.46 W/K²m) of the coefficient of the linear term seems to be inconsistent with the results of the specific heat measurements, which indicate a very clean sample with low impurity concentration. However, Graf *et al.* [18] has shown that the low temperature limit of thermal conductivity in unconventional superconductors with a variety of order parameter symmetries that have lines of nodes is universal (independent of the concentration of scattering impurities),

$$\frac{\kappa}{T}\bigg|_{T \rightarrow 0} = \frac{\pi^2}{3} N_f v_f^2 \times \frac{a}{2\mu\Delta_0}. \quad (1)$$

Here N_f is the normal density of states, v_f is a Fermi velocity, Δ_0 is a maximum of the energy gap at $T = 0$, μ is the slope parameter which describes the rate of the increase of the energy gap away from the node on the Fermi surface, and a is 1 for 3D order parameter with lines of nodes and $\frac{4}{\pi}$ for the 2D case (as in the d-wave state of the high-temperature superconductors (HTS)). In the rest of this Letter and in variety of calculations of Ref. [18] μ was taken to be equal to 2.

We obtain the normal state density of states N_f , Fermi velocity v_f , and mean free path l_{tr} (or scattering life time τ) at T_c following the BCS-based analysis of Refs. [19,20]. The input parameters for this analysis are the linear coefficient of the specific heat γ , the derivative of the critical magnetic field H'_{c2} at T_c , and the normal state resistivity at T_c ρ_0 [21]. We obtain $N_f = 1.13 \times 10^{36}$ (ergcm³)⁻¹, $v_f = 7.65 \times 10^3$ m/s, effective mass $m_{eff} \approx 140m_e$, and $l_{tr} = 1350$ Å at T_c . These numbers are to be compared with those obtained from dHvA experiments [22], which have observed m_{eff} of up to $45m_e$, Fermi velocities down to 6.3×10^3 $\frac{m}{s}$, and quasiparticle mean free paths between 58 Å (for the lightest band) and 4500 Å (for the heaviest band observed). Overall, the results of the analysis above compare favorably to those of dHvA experiments. We also obtain zero temperature coherence length $\xi_0 = \sqrt{\frac{\phi_0}{2\pi H'_{c2}(T=0)}} = 241$ Å from the H-T phase diagram [8], and the ratio $l_{tr}/\xi_0 = 5.43$, which shows that CeIrIn₅ is indeed in the clean limit. The energy gap is then $\Delta_0/k_B = 0.746$ K, and $\Delta_0/k_B T_c = 1.865$, close to BCS value of 1.763.

We can now estimate the universal limit via Eq. 1, obtaining $\frac{\kappa}{T}\big|_{T \rightarrow 0} = 1.06$ W/K²m for a 3D order parameter. If in addition we take $\Delta_0 = 2.14k_B T_c$, a weak coupling value for the d-wave order parameter in the clean limit, we obtain $\frac{\kappa}{T}\big|_{T \rightarrow 0} = 1.2$ W/K²m for a 2D d-wave order parameter. Given the fact that the Orlando analysis [19] assumes a spherical Fermi surface, while LDA

band structure calculations [23] reveal a very complicated Fermi surface with contributions from three different bands, an uncertainty in estimated $\frac{\kappa}{T}\big|_{T \rightarrow 0}$ of about a factor of two seems reasonable. Therefore the large observed $\frac{\kappa}{T}\big|_{T \rightarrow 0} = 0.46$ W/K²m can be explained on the basis of the theory of Graf *et al.* [18], and is additional strong proof of the presence of line(s) of nodes in the gap of CeIrIn₅.

Finally, Fig. 4 shows thermal conductivity of CeCoIn₅ on a log-log plot. The data are striking in several ways. First, upon the sample entering the superconducting state, thermal conductivity displays a sharp kink and rises from 2 W/Km at $T_c = 2.3$ K to a maximum value of 5 W/Km at 0.71 K ($T/T_c = 0.3$), an increase of a factor of 2.5. It is more instructive to consider the value of κ/T , which is proportional to the product of the density of normal quasiparticles and their life time. κ/T grows from 0.86 W/K²m at $T_c = 2.3$ K and reaches the value 8.7 W/K²m at $T = 0.46$ K ($T/T_c = 0.2$). In spite of the strong reduction in the number of normal quasiparticles expected at $T = 0.2T_c$, κ/T actually grows by more than an order of magnitude! An increase of κ/T was also observed in several HTS, where the separation of electronic and phonon contribution, and therefore identification of the origin of the peak in κ , is rather complicated [24,25].

In the case of CeCoIn₅ the situation is much more straightforward. The dotted line in Fig. 4 is an upper limit estimate of the phonon thermal conductivity κ_{ph} in CeCoIn₅. At the temperature of the maximum in κ the phonon upper bound is a factor of 15 below the measured value. The dashed line for $T > T_c$ is a Widemann-Franz estimate of electronic thermal conductivity in the normal state $\kappa_e^n = L_0 T / \rho$, with the normal state resistivity ρ from Ref. [9] and the Lawrence number $L_0 = 2.44 \times 10^{-8}$ WΩK⁻². In the normal state the thermal conductivity

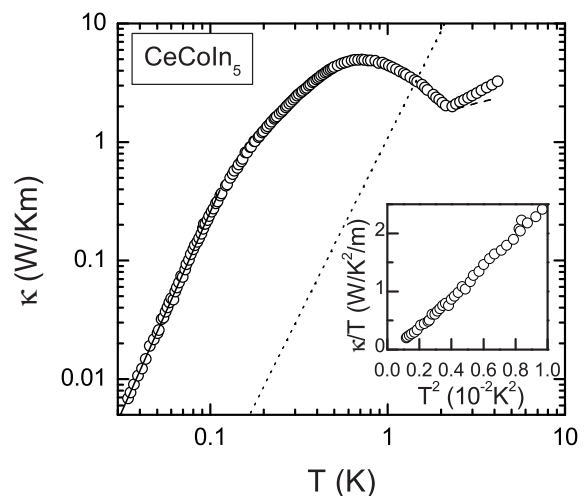


FIG. 4. Thermal conductivity of CeCoIn₅. Solid line is a power law fit for $T < 100$ mK $< T_c/20$. Dotted line is an upper limit estimate of κ_{ph} . Dashed line is κ_e for $T > T_c$. Inset: κ/T vs. T^2 for $T < 0.1$ K.

of CeCoIn₅ is dominated by electrons, which contribute over 90% of the experimental κ at T_c . We can thus conclude that *all* of the peak below T_c in CeCoIn₅ is due to electrons, and may be viewed alternatively as supporting the mostly electronic origin of the peak in κ in HTS as well. This peak may bear a direct relation to the appearance of the low temperature rise in the normal state specific heat at $H = 5$ T, which compensates the entropy from a very large specific heat jump $\frac{\Delta C}{C_n} = 4.3$ at T_c in zero field [9]. This large $\frac{\Delta C}{C_n}$ suggests that the fluctuations in the normal state, responsible for the low temperature tail in C in the 5 T data, are redistributed up to T_c when CeCoIn₅ enters the superconducting state. Such fluctuations also scatter electrons, and their suppression in the superconducting state would increase κ/T .

We estimated the universal limit of κ/T in CeCoIn₅ via an analysis similar to that for CeIrIn₅ [26]. The dirty limit term contributes only 6% to H'_{c2} , and $l_{tr}/\xi_0 \approx 14$ at T_c , clearly indicating that CeCoIn₅ is also a clean superconductor [27]. Using the values of Δ_0 and $a = 1$ (for a 3D superconductor with lines of nodes) in Eq. 1, we obtain for CeCoIn₅ $\kappa/T|_{T \rightarrow 0} = 0.19$ W/K²m. With the d-wave energy gap $\Delta_0/k_B = 2.14T_c$ and $a = 4/\pi$ for a 2D superconductor, we obtain $\kappa/T|_{T \rightarrow 0} \approx 0.1$ W/K²m. The inset of Fig. 4 shows κ/T vs. T^2 below 100 mK. The minimum value measured is 0.2 W/K²m, which suggests that the sample is close to universal limit. Future measurements to investigate universal limit of CeCoIn₅ are planned.

For temperatures below 100 mK ($T/T_c \approx .043$) and down to the lowest temperature measured of 33 mK ($\approx 1.5\%$ of T_c) thermal conductivity follows a power law behavior. The straight line in Fig. 4 is a fit $\kappa = aT^{3.37}$ to the data. This is close to T^3 behavior predicted for unconventional superconductor in a clean limit with line(s) of nodes [18]. Therefore the heat transport in CeCoIn₅ between 33 mK and 100 mK can be described as that of an unconventional superconductor in the clean limit, with an impurity band width of less than 30 mK. An upper limit estimate of the impurity concentration that gives rise to such narrow impurity band [18] is $n_{imp} = 20$ ppm in the unitary scattering limit and $n_{imp} = 20$ ppt in the Born limit. The true impurity concentration is probably between these limits, and closer to the unitary scattering limit [9].

In summary, both CeIrIn₅ and CeCoIn₅ display power law behavior in specific heat and thermal conductivity, indicative of unconventional superconductivity. T-squared terms in specific heat imply existence of lines of nodes in both superconducting energy gaps. Thermal conductivity also supports unconventional order parameters in these compounds, which manifests itself in (1) large $\kappa/T|_{T \rightarrow 0} = 0.46$ W/K²m in CeIrIn₅ consistent with the universal limit estimates, (2) large increase in electronic thermal conductivity below $T_c = 2.3K$ in CeCoIn₅

reminiscent of the behavior of HTS, (3) close to T^3 behavior between 33 mK and $\approx 100mK$ in CeCoIn₅, predicted for unconventional superconductors in clean limit.

We thank M. F. Hundley, G. Lonzarich, F. Steglich, A. V. Balatsky, M. Graf, I. Vekhter, and L. Bulaevsky for stimulating discussions. Work at Los Alamos National Laboratory was performed under the auspices of the U.S. Department of Energy. Work at NHMFL is supported by the NSF grant 502459022.

-
- [1] F. Steglich *et al.*, Phys. Rev. Lett. **43**, 1892 (1979).
 - [2] R. A. Fisher *et al.*, Phys. Rev. Lett. **62**, 1411 (1989).
 - [3] D. Jaccard, K. Behnia, and J. Sierro, Phys. Lett. A **163**, 475 (1992).
 - [4] F. M. Grosche, S. R. J. N. D. Mathur, and G. G. Lonzarich, Physica B **224**, 50 (1996).
 - [5] N. D. Mathur *et al.*, Nature **394**, 39 (1998).
 - [6] R. Movshovich *et al.*, Phys. Rev. B **53**, 8241 (1996).
 - [7] I. R. Walker, F. M. Grosche, D. M. Freye, and G. G. Lonzarich, Physica C **282**, 303 (1997).
 - [8] C. Petrovic *et al.*, Europhys. Lett. **53**, 354 (2001).
 - [9] C. Petrovic *et al.*, submitted to Nature .
 - [10] N. Curro, unpublished .
 - [11] K. A. Moler *et al.*, Phys. Rev. Lett. **73**, 2744 (1994).
 - [12] N. Momoto and M. Ido, Physica C **264**, 311 (1996).
 - [13] T. Sakon *et al.*, Physica B **199**, 154 (1994).
 - [14] B. Simovic, unpublished .
 - [15] M. F. Hundley, unpublished .
 - [16] P. D. Thacher, Phys. Rev. **156**, 975 (1967).
 - [17] $\Lambda_0 = \frac{2}{\pi} \sqrt{ab} = 140 \mu\text{m}$, a and b are sample crosssection dimensions, $\langle v \rangle = v_l \frac{2s^2+1}{2s^3+1}$, where $s = v_l/v_t$ is the ratio of the longitudinal and transverse velocities. Bulk modulus (assumed here to be $B = 800$ kbar) yields bulk velocity $v_{bulk} = \sqrt{B/\rho} \approx 3000$ m/s. Available data on tetragonal CeCu₂Si₂ (scaled by the bulk modulus), gives $1500 < \langle v \rangle < 2000$ m/s. We assume $\langle v \rangle = 2000$ m/s.
 - [18] M. J. Graf, S.-K. Yio, J. A. Sauls, and D. Rainer, Phys. Rev. B **53**, 15147 (1996).
 - [19] T. P. Orlando *et al.*, Phys. Rev. **19**, 4545 (1979).
 - [20] details of this analysis and its additional results will be published elsewhere.
 - [21] For CeIrIn₅, $\gamma = 0.7$ J/molK² = 7.1×10^3 J/m³K², $H'_{c2} = 2.54$ T/K, and $\rho_0 = 1 \mu\Omega - \text{cm}$.
 - [22] Y. Haga *et al.*, unpublished .
 - [23] J. Wills, unpublished .
 - [24] J. L. Cohn *et al.*, Phys. Rev. B **45**, 13144 (1992).
 - [25] R. C. Yu, M. B. Salamon, J. P. Lu, and W. C. Lee, Phys. Rev. Lett. **69**, 1431 (1992).
 - [26] For CeCoIn₅, $\gamma = 0.29$ J/molK² = 3×10^3 J/m³K², $H'_{c2} = 8.18$ T/K, $\rho_0 = 3.1 \mu\Omega - \text{cm}$.
 - [27] We also obtain $N_f = 4.774 \times 10^{35}$ (ergcm³)⁻¹, $v_f = 9.74 \times 10^3$ m/s, $m_{eff} \approx 83m_e$, $l_{tr} = 810 \text{ \AA}$ at T_c , $\xi_0 = 58 \text{ \AA}$, $\Delta_0 = 4.03 \times 10^{-16}$ erg, and $\frac{\Delta_0}{k_B T_c} = 1.27$.