

Non-linear growth of interfaces

Simon Villain-Guillot

*Centre de Physique Theorique et de Modelisation,
Université Bordeaux I, 33406 Talence Cedex, France*

Christophe Josserand

*Laboratoire de Modélisation en Mécanique, UMR CNRS 7607
Université Pierre et Marie Curie, 8 rue du Capitaine Scott, 75015 Paris, France*

Abstract

We develop a new technics to catch the non linear growth of interfaces. We apply this analytical approach to the one dimensional Cahn-Hilliard equation. The dynamics is captured through a solubility condition performed over a particular family of quasi-static solutions. The main result is that the dynamics along this particular class of solutions can be captured in simple ordinary differential equation. The density profile of the stationary regime which ends the non-linear growth is also well characterized. Numerical simulations are satisfyingly compared with the analytical results through three different fitting methods and asymptotic dynamics are well retrieved, even far from the region where the approximations hold.

Pacs numbers : 05.45.Yv, 47.20.Ky, 47.54.+r

Phase transitions arise when a homogeneous system is turned into a thermodynamically unstable configuration. The homogeneous phase thus separates into two different phases, giving rise, for example, to interfaces dynamics or pattern formation. The dynamics of this separation can be classified into nucleation process (cavitation) and spinodal decomposition, which occurs in problems as various as binary alloys, vapor condensation [1], ferromagnetic Ising model [2] or copolymer thin films [3]. Hillert [4], Cahn and Hilliard [5] proposed a nowadays well known model describing the dynamics of the segregation for binary mixtures [6]. It corresponds to Model B in the Hohenberg and Halperin's classification [2], since it models the dynamics of a conserved order parameter. This partial differential equation has been used to explain the dynamics of pattern formation, resulting from phase transition in liquid crystals [7], or segregation of granular mixtures in a rotating drum [8].

The kinetics, observed as the phase transition is taking place, is usually composed of three stages : first, the linear instability of the system creates a modulation of the order parameter at a well defined length scale. A different (non linear) dynamical stage follows : the growth of the modulation saturates and a pattern of well defined interfaces is obtained. Finally, the different domains interact in a coalescence process ; the number of domains diminishes ending up into two well separated phases.

Numerical simulations of the Cahn-Hilliard (C-H) equation modeling the dynamics after a quench in temperature are shown in Fig. 1 where the three stages described above are well distinguished : exponential growth of the fluctuations around a well defined wave length (observe the length scale selection from Fig. 1(a) to Fig. 1(b)), then non-linear growth and its saturation Fig. 1(c) (during this stage, the typical length scale of the modulation does not change significantly and is often considered as constant). After saturation, the dynamics is dominated by the coalescence of domains as shown from Fig. 1(c) to Fig. 1(d).

Numerous works on phase transition have been devoted to the coarsening dynamics, predicting the kinetics of the macroscopic size of the domains $L(t)$. For instance, for (C-H), scaling arguments and stability criterion gives the law $L(t) \sim t^{1/3}$ for spatial dimension greater than one and a logarithm behavior for one dimension [9].

FIGURES

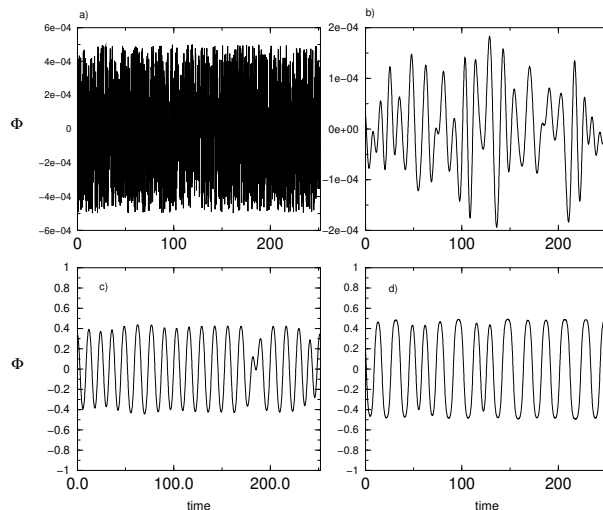


FIG. 1. Time evolution of the order parameter $\Phi(x,t)$ for $\varepsilon = -1$, $dx = 0.1227$. (a) initial conditions at $t = 0$ are taken randomly with a very low amplitude ($5 \cdot 10^{-4}$) ; (b) at time $t = 15$, the amplitude of the modulation has decreased, while only long wave length contributions are still present. The small scales perturbations have been damped by the (C-H) dynamics ; (c) at $t = 225$, the modulation has almost reached its final amplitude, keeping roughly the same number of peaks than before ; (d) at $t = 1800$, the coarsening process has reduced slightly the number of structures.

In this Letter, we focus on the less-studied-second stage of spinodal decomposition, in the case of the Cahn-Hilliard equation in one dimension of space. We work with a constant diffusion coefficient, contrary to previous studies [10]. Using an ansatz based on the so-called soliton lattice, we develop, via a solubility criterion, an analytical approach valid for the region closed to the critical point (i.e., for a symmetric mixture). A simple ordinary differential equation is obtained, describing the full dynamics. Its integration is in very good agreement with numerical simulations and in qualitative agreement with the scenario suggested by AFM experiments for spinodal decomposition in mixtures of block co-polymers [3] ; it predicts as well the density profile associated with the stationary regime which ends this non-linear growth.

The Cahn-Hilliard theory is a modified diffusion equation that reads :

$$\frac{\partial \Phi}{\partial t}(x, t) = \nabla^2 \left(\frac{\delta F}{\delta \Phi} \right) = \nabla^2 \left(\frac{\varepsilon}{2} \Phi + 2\Phi^3 - \nabla^2 \Phi \right). \quad (1)$$

Here Φ is the order parameter, a real, and ε the dimensionless control parameter (for example, a reduced temperature). This equation has been derived afterwards from microscopic consideration by Langer [11].

Spinodal decomposition is the dynamics by which phase separation occurs when a system is quenched into a thermodynamically unstable state. Equation (1) models this mechanism if one goes suddenly (at time $t = 0$), from a positive to a negative value of ε . Starting at time $t=0$ with a random initial condition of small amplitude, the system will separate into the two thermodynamically stable phases $\Phi = \pm \frac{\sqrt{-\varepsilon}}{2}$. If the distribution is considered as a sum of Fourier modes :

$$\Phi(x) = \sum_q \phi_q e^{iqx + \sigma t}$$

then, linearizing equation (1) around the homogeneous solution $\Phi = 0$ (i.e. neglecting the non linear term Φ^4), we obtain the amplification factor $\sigma(q) = -(q^2 + \frac{\varepsilon}{2})q^2$. For $\varepsilon > 0$, $\sigma(q)$ is negative for all q , and $\Phi = 0$ is the only solution. For $\varepsilon < 0$, σ is positive for $q < \sqrt{\frac{-\varepsilon}{2}}$ and the perturbation of larger wavelength can grow exponentially in time. On the other hands, the small wavelength perturbations are damped as it can be seen between Fig. 1(a) and 1(b). The fastest amplification factor is reached for $q = q_{\max} = \frac{\sqrt{-\varepsilon}}{2}$ (with $\sigma_{\max} = \frac{\varepsilon^2}{16}$). This maximum amplification factor dominates the first stage of the dynamics and explains why the modulations appear at a well defined wave length.

For $\varepsilon < 0$, equation (1) admits in fact a family of stationary solution, the so-called soliton-lattice [12] :

$$\Phi_{k,\varepsilon}(x) = k\Delta \text{Sn}\left(\frac{x}{\xi}, k\right) \text{ with } \xi = \frac{1}{\Delta} = \sqrt{2 \frac{k^2 + 1}{-\varepsilon}} \quad (2)$$

where $\text{Sn}(x, k)$ is the Jacobian elliptic function sine-amplitude. This family of solution is parametrized by ε and the modulus $k \in [0, 1]$. These solutions describe a periodic pattern of period

$$T = 4K(k)\xi, \text{ where } K(k) = \int_0^{\frac{\pi}{2}} \frac{dt}{\sqrt{1 - k^2 \sin^2 t}} \quad (3)$$

is the complete Jacobian elliptic integral of the first kind. The soliton-lattice solution can be associated with a phase segregation locally limited by the finite diffusion coefficient. For $k=1$, we recover the usual interface :

$$\Phi(x) = \frac{\sqrt{|\varepsilon|}}{2} \tanh\left(\frac{\sqrt{|\varepsilon|}}{2}x\right).$$

In the limit $k \rightarrow 0$, it describes a sinusoidal modulation :

$$\Phi_{k,\varepsilon}(x) = \sqrt{\frac{|\varepsilon|}{2}} \sin\left(\sqrt{\frac{|\varepsilon|}{2}}x\right)$$

The particular study of the non linear growth can be simplified by taking advantage of the observation that the kinetics occurs almost at constant wave length. Thus, we now seek to solve equation (1) for a fixed temperature ε_0 :

$$\frac{\partial \Phi}{\partial t}(x, t) = 2\nabla^2\left(\frac{\varepsilon_0}{2}\Phi + 2\Phi^3 - \nabla^2\Phi\right), \quad (4)$$

while restricting the periodicity of the modulation to be strictly constant and defined by $T = 4\pi\sqrt{\frac{-1}{\varepsilon_0}}$ associated with $q_{max} = \frac{\sqrt{|\varepsilon_0|}}{2}$. Initial conditions should be taken as the sine mode $\sin(q_{max}x)$ with a small amplitude μ ($\mu \ll \sqrt{\varepsilon_0/2}$). We now make the *ansatz* that these solutions, at first order, belong at any time to the two parameters family of solutions Φ_{k,ε^*} , with k and ε^* function of time. Since the period is chosen to be constant, using equations (2) and (3), we find that k and ε^* are implicitly related one to each other through :

$$\varepsilon^* = \varepsilon^*(k) = 2(1 + k^2)\varepsilon_0 K^2(k)/\pi^2. \quad (5)$$

Eventually, we have selected a one parameter sub-family of solution of given spatial periodicity (that we will call $\Psi^*(x, k)$ later on) :

$$\Psi^*(x, k) = \frac{\sqrt{-\varepsilon_0}}{\pi} k K(k) \text{Sn}\left(\frac{\sqrt{-\varepsilon_0} K(k)}{\pi} x, k\right).$$

The dynamics of $\Phi(x, t)$ has been reduced to the evolution of $k(t)$ (or $\varepsilon^*(t)$). Given a function Φ (obtained either by experimental data or by numerical simulation of equation

(4)) at time t , the *ansatz* assumes that it exists k so that $\Phi(x, t) \sim \Psi^*(x, k)$. For this purpose, we developed three different algorithms, making use of general properties of the family $\Phi_{k,\varepsilon}$: k can be deduced both from the amplitude of the oscillation ($= \frac{\sqrt{-\varepsilon_0}}{\pi} k K(k)$) or from the relation $k = 1 - ((\Phi(T/2, t)/\Phi(T/4, t))^2 - 1)^2$; on the other hands a straightforward computation relates k to the ratio of the two first terms of the Fourier transform of Φ . These three methods give similar results within one percent of errors. However, the validity of the *ansatz* has still to be checked by comparing the initial function $\Phi(x, t)$ with the extrapolated function $\Psi^*(x, k)$ obtained by one of these three processes. It is shown on Fig. 2 for two different times of a numerical simulation of (4) ; we observed that the relative differences between the two function is less than 0.01.

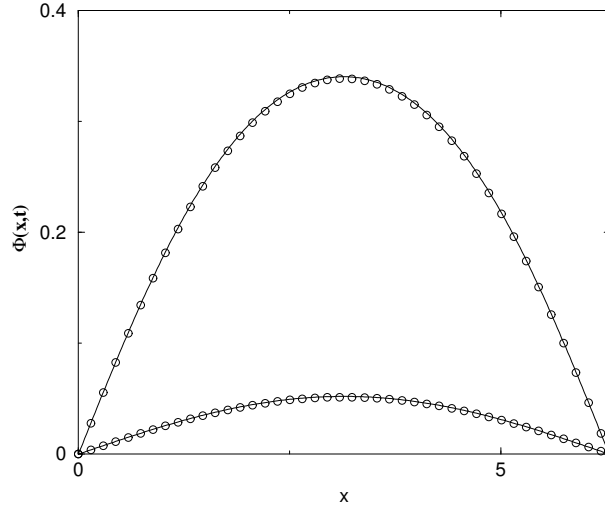


FIG. 2. Comparison for time $t = 100$ and $t = 140$ between the numerical solution of (4) (circles) and the functions $\Psi^*(x, k)$, with k extrapolated from the Fourier transform of $\Phi(x, t)$. Initial conditions are taken with $\mu = 10^{-4}$.

The aim of this work is to show that $k(t)$ can be deduced analytically, via an explicit ordinary differential equation. Therefore, in what follows, we will seek the solution of (4) in the form :

$$\Phi(x, t) = \Psi^*(x, k(t)) + \eta\varphi(x, t) \quad (6)$$

where φ accounts for high order terms, corrections to Ψ^* , while the “ansatz” supposes $\eta \ll 1$.

$\varepsilon^*(t)$ can be interpreted as a fictive temperature : it is the temperature extracted from the profile at a given time, using equation (5). Initial conditions correspond to the limit $k \rightarrow 0$ and the equivalent temperature $\frac{\varepsilon_0}{2}$. To describe the evolution of the modulus $k(t)$, or equivalently the dynamics for $\varepsilon^*(t)$, we will use the so-called solubility condition technics. Putting formula (6) in the Cahn-Hilliard equation (4) gives the following dynamics :

$$\frac{\partial \Phi}{\partial t}(x, t) = \frac{\partial \Psi^*}{\partial k} \cdot \frac{dk}{dt} + \eta \frac{\partial}{\partial t} \varphi = \frac{\partial^2}{\partial x^2} \left(\frac{\varepsilon_0}{2} \Psi^* + 2\Psi^{*3} - \nabla^2 \Psi^* + \eta \left(\frac{\varepsilon_0}{2} \varphi + 6\Psi^{*2} \varphi - \nabla^2 \varphi \right) \right).$$

where we have kept only the lowest order in the perturbation. As $\Psi^*(x, k(t))$ satisfies the relation :

$$\varepsilon^*(k) \Psi^* + 4\Psi^{*3} - 2\nabla^2 \Psi^* = 0,$$

we then have the following dynamics :

$$\frac{\partial \Psi^*}{\partial k} \cdot \frac{dk}{dt} + (\varepsilon^* - \varepsilon_0) \frac{\partial^2 \Psi^*}{\partial x^2} + \eta \frac{\partial}{\partial t} \varphi = \eta \frac{\partial^2}{\partial x^2} \left(\frac{\varepsilon_0}{2} \varphi + 6\Psi^{*2} \varphi - \nabla^2 \varphi \right)$$

Defining the linearized C-H operator \mathcal{L} as :

$$(\mathcal{L}\varphi) = \left(\frac{\varepsilon^*}{2} + 6\Psi^{*2} - \nabla^2 \right) \varphi$$

we obtain the relation for $\varphi(x, t)$:

$$\eta \frac{\partial^2}{\partial x^2} (\mathcal{L}\varphi) = \frac{\partial \Psi^*}{\partial k} \cdot \frac{dk}{dt} + (\varepsilon^* - \varepsilon_0) \frac{\partial^2 \Psi^*}{\partial x^2} + \eta (\varepsilon^* - \varepsilon_0) \frac{\partial^2 \varphi}{\partial x^2} + \eta \frac{\partial}{\partial t} \varphi$$

The balance of the different terms gives the small parameter of the expansion $\eta \sim \varepsilon^* - \varepsilon_0$; we obtain $\frac{dk}{dt} \sim \eta$ and $\partial_t \varphi \sim \eta \varphi$. Neglecting the terms of order η^2 in the previous equation, we end up solving the linear system :

$$\frac{\partial^2}{\partial x^2}(\mathcal{L}\varphi) = \frac{\partial \Psi^*}{\partial k} \cdot \frac{dk}{dt} + (\varepsilon^* - \varepsilon_0) \frac{\partial^2}{\partial x^2} \Psi^*.$$

This analysis is strictly speaking valid only for $\varepsilon \sim \varepsilon_0$; however, it is a classical assumption of solubility condition (confirmed below by the numerics of Fig. 3) to expand it for the whole dynamics. A necessary condition for solution is that the right hand side of the system is orthogonal to the kernel of the adjoint operator $(\partial_{x^2}\mathcal{L})^+$. The Goldstone mode $\partial_k \Phi_{k,\varepsilon^*}$, for $\varepsilon = \text{const} = \varepsilon^*$, is clearly an element of $\text{Ker}(\mathcal{L}^+)$, and if we consider the distribution $\chi(x, t)$, such that $\frac{\partial^2}{\partial x^2} \chi(x, t) = \Phi_{k,\varepsilon^*}(x)$, then $\partial_k \chi \in \text{Ker}((\partial_{x^2}\mathcal{L})^+)$. Thus, noting the natural scalar products $\langle | \rangle$ over the period T , and using the relation $\langle \partial_k \chi | \partial_{x^2} \Phi_{k,\varepsilon^*} \rangle = \frac{1}{2} \partial_k (\langle \Phi_{k,\varepsilon^*} | \partial_{x^2} \Phi_{k,\varepsilon^*} \rangle)_{\varepsilon^* = \text{const}}$ we obtain the desired equation for $\frac{dk}{dt}$:

$$\langle \partial_k \chi | \partial_k \Psi^* \rangle \frac{dk}{dt} = (\varepsilon_0 - \varepsilon^*) \langle \partial_k \chi | \partial_{x^2} \Phi_{k,\varepsilon^*} \rangle = (\varepsilon_0 - \varepsilon^*) \sqrt{-\varepsilon_0} \frac{kK(k)}{\pi(1+k^2)} \left(\frac{2E(k)}{1-k^2} - K(k) \right), \quad (7)$$

where $E(k) = \int_0^{\frac{\pi}{2}} \sqrt{1 - k^2 \sin^2 x} dx$ is the complete Jacobian elliptic integral of the second kind. The l.h.s can be expressed using $\psi(x, t)$, defined as $\frac{\partial}{\partial x} \psi = \Psi^*$, that reads :

$$\psi(x, t) = \ln \left(Dn\left(\frac{x}{\xi}, k\right) - kCn\left(\frac{x}{\xi}, k\right) \right) - \frac{1}{2} \ln(1 - k^2).$$

Cn and Dn are the Jacobi elliptic function cosine and delta amplitudes respectively. Finally :

$$\langle \partial_k \chi | \partial_k \Psi_{k,\varepsilon^*} \rangle = - \langle \partial_k \psi | \partial_k \psi \rangle = -|\varepsilon_0|^{-\frac{1}{2}} I(k)$$

where $I(k)$ is independent of ε_0 . Equation (7) translates eventually in the following differential equation for $k(t)$:

$$\frac{dk}{dt} = \frac{\varepsilon_0^2 k K(k)}{\pi I(k)} \left(\frac{2}{(1+k^2)} - \left(\frac{2K(k)}{\pi} \right)^2 \right) \left(\frac{2E(k)}{1-k^2} - K(k) \right) \quad (8)$$

This equation provides the good time scale dependence in ε_0^{-2} for the dynamics, as predicted by the (C-H) linear theory. The r.h.s. is in fact proportional to $\varepsilon_0 - \varepsilon^*$, and the dynamics ends when the fictive temperature reached the thermodynamical one ε_0 ; this occurs when k^2 is equal to $k_s^2 = 0.471941$ which is solution of the equation $K(k) \sqrt{2(1+k^2)} = \pi$. Thus,

the asymptotic steady state solution of equation (4) for a given period is : $\lim_{t \rightarrow \infty} \Phi(x, t) = \Psi^*(x, k_s)$. It corresponds to the end of the non-linear growth (on Fig. 1(c)) and the value of k_s associated with this steady state is retrieved numerically by the three methods explained above. Equation (8) can be solved numerically. The result, displayed on Fig. 3 shows good agreement with the full numerical simulations of (C-H). Particularly, the exponential convergence to k_s is well described (see the inset of Fig. 3) ; moreover, equation (8) remains valid even for k far from k_s , since the exponential growth for small k is exactly found (corresponding to $\sigma_{max} = \varepsilon_0^2/16$).

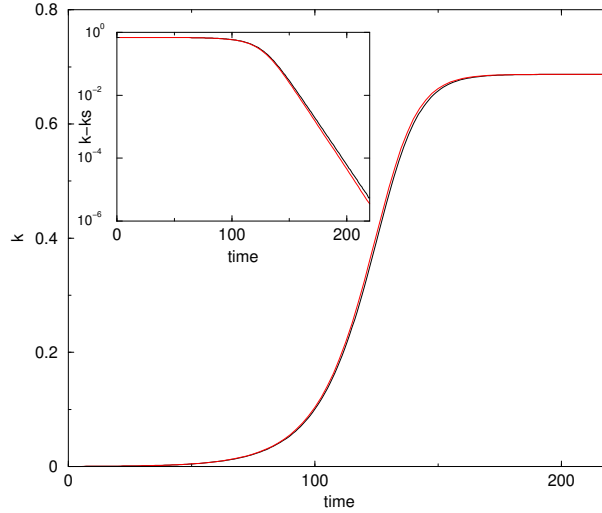


FIG. 3. Comparison between the solution of the ordinary differential equation (8) for the modulus $k(t)$ (gray curve) and the modulus extracted from the full (C-H) dynamics (black line) with the same initial condition $k(0) = 2 \cdot 10^{-4}$. The dynamics converges to k_s in both case for large time. The inset shows the exponential convergence of both curves in asymptotic regime, where the solubility condition is valid ; it compares well with $k_s - k(t) \sim e^{-\varepsilon_0^2 t/8}$; in addition, far from k_s , the exponential growth for small time $k(t) \sim e^{-\varepsilon_0^2 t/16}$ is also retrieved by equation (8).

We have shown that the choice of an ansatz within the soliton-lattice family allows a reliable description of the one dimensional dynamics of the spinodal decomposition, valid even for the early stage of the dynamics. Contrary to [14], our ansatz rely on the hypothesis that during the first two stage of the dynamics, the periodicity of the order parameter remains constant. In this sense, it is an adiabatic ansatz. The validity of the assumptions

have been investigated in details (see also [13]) and checked numerically (see Fig. 2). It enables to model the non-linear growth starting with spatial random initial conditions and predicts the stationary profile $\Psi_{k_s}^*$. Only after the order parameter distribution has reached this specific profile, starts the noise to be pertinent for the dynamics ; it can be modeled by a random noise term added at the r.h.s. of equation (1), as shown by Langer [11].

The use of the solubility technics combined with the choice of an adiabatic ansatz might be generalized to the study of other non linear dynamics. For instance, spinodal decomposition in superfluid Helium or Bose condensate has been argued to be described by a cubic-quintic non linear equation [15] ; in this particular case, one needs to retrieve a relevant soliton-like family of solution along which to compute the adiabatic dynamics. The same difficulties would arise as well when the method will be adapted to higher space dimensions. However, these questions are postponed for further studies.

Moreover, this approach could be used to explore the self-similar scenario for coalescence depicts in [3], starting this time with the previous stationary distribution as initial condition. The only change will be in the use of a family of ansatz of growing periodicity T_n : indeed, numerical studies [13] seem to show for late times the generation of higher harmonics which could be associated with this self-similar scenario.

The authors are grateful to David Andelman and Sergio Rica for helpful discussions.

REFERENCES

- [1] J.S. Langer, in *Solids Far From Equilibrium*, edited by C. Godrèche (Cambridge, Cambridge, 1992).
- [2] P.C. Hohenberg and B.I. Halperin, *Rev. Mod. Phys.* **49**, 435 (1977). For a review, see J.D. Gunton, M. San Miguel and P.S. Sahni, in *Phase Transition and Critical Phenomena*, edited by C. Domb and J.L. Lebowitz (Academic, London, 1983), Vol. 8, p. 267.
- [3] S. Joly, A. Raquois, F. Paris, B. Hamdoun, L. Auvray, D. Ausserre and Y. Gallot, *Phys. Rev. Lett.* **77**, 4394 (1996).
- [4] M. Hillert, *Acta Met.* **9**, 525 (1961).
- [5] J.W. Cahn and J.E. Hilliard, *J. Chem. Phys.* **28**, 258 (1958).
- [6] C. Wagner, *Z. Electrochem.* **65**, 581 (1961).
- [7] C. Chevillard, M. Clerc, P. Couillet and J.M. Gilli, *Eur. Phys. J. E* **1**, 179 (2000).
- [8] S. Puri and H. Hayakawa, cond-mat/9901260.
- [9] I.M. Lifshitz and V.V. Slyozov, *J. Phys. Chem. Solids* **19**, 35 (1961). A.J. Bray, *Adv. Phys.* **43**, 357 (1994).
- [10] A. Novik-Cohen and L.A. Segel, *Physica D* **10**, 277 (1984). R. Mauri, R. Shinnar and G. Triantafyllou, *Phys. Rev. E* **53**, 2613 (1996).
- [11] J.S. Langer, *Annals of Physics* **65**, 53 (1971).
- [12] A.I. Buzdin and V.V. Tugushev, *Sov. Phys. JETP* **58**, 428 (1983). A. Saxena and A.R. Bishop, *Phys. Rev. A* **44**, R2251 (1991).
- [13] S. Villain-Guillot and C. Josserand, in preparation.
- [14] J.S. Langer, M. Bar-on and H.D. Miller, *Phys. Rev. A*, **11**, 1417 (1975).
- [15] C. Josserand and S. Rica, *Phys. Rev. Lett.* **78**, 1215 (1997).