

Finite temperature oscillations of a Bose-Einstein condensate in a two-gas model

Radka Bach,¹ Mirosław Brewczyk,² Kazimierz Rzążewski¹

¹*Center for Theoretical Physics and College of Science,*

Polish Academy of Sciences, Aleja Lotników 32/46, 02-668 Warsaw, Poland

²*Białystok University, ul. Lipowa 41, 15-424 Białystok, Poland*

The temperature dependence of the frequencies of a Bose-Einstein condensate obtained in experiment has not been fully understood theoretically. In this paper we present a simplified version of a two-gas model. A numerically-found ground state of the system is used for the small-oscillations analysis. In the case of spherical symmetry a full spectrum of frequencies is found for low orbital quantum numbers. Avoided crossings that appear in the spectrum might be the reason for experimentally observed frequency shifts.

I. INTRODUCTION

One of the first experiments done after achieving Bose-Einstein condensates was measuring its eigenfrequencies [1,2]. These experiments were performed at very low temperatures, where no thermal atoms were detectable. The results agreed very well with the predictions based on the mean-field theory [3–6]. This success was not repeated with later experiments, which measured the frequencies of the condensate in full temperature range [7,8]. To explain the experimental results several models were proposed [9–14]. To the best of our knowledge none of these models managed to reproduce experimentally observed frequency shifts.

In this paper we investigate a simplified version of a two-gas model. The thermal cloud influence on frequency spectrum is taken into account, as well as dynamical interaction between the gases. Thermal atoms are treated in hydrodynamic limit but no mechanism for exchanging the particles between the phases is provided. A ground state of such a system is found numerically, and it shows, that there are qualitative differences with a ground state considered in other models. For small oscillations linear response theory is applicable – it leads to an eigenproblem. In the case of spherically symmetric trap the resulting equations are solved numerically.

The paper is organized as follows. In Section 2 the model is furthermore specified. Numerical strategies are described in Section 3, while Section 4 is devoted to the results.

II. TWO-GAS MODEL OF BEC AT FINITE TEMPERATURE

We develop a simple model of Bose-Einstein condensates at finite temperatures. In this picture the trapped Bose gas at temperature below the Bose-Einstein condensation temperature is considered as a system consisting of two distinct components. One of these components, the condensed atoms, is

described by the generalized Gross-Pitaevskii equation. The second component, the cloud of thermal atoms, behaves like a classical ideal gas. We assume that the relaxation processes within the thermal gas are extremely fast. Hence, the thermal gas is all the time in the thermal equilibrium and its temperature can be determined experimentally by means of its free expansion. The model works in the so called hydrodynamic regime as opposed to the approach presented in [13] investigating collisionless regime of parameters. Similar model was considered in [14].

The number of atoms in each component is preserved, i.e., no mechanism allowing the exchange of atoms between two factions is included in this version of the model. The fluctuations of the number of atoms in the condensate have been calculated to scale with the number of atoms as $\sqrt{\mathcal{N}_0}$ [15]. Therefore their influence is negligible (less than 1% for temperatures below $0.9 T_c$ in our simulations) since we are dealing with $\mathcal{N}=50\,000$ atoms. The relative number of condensed and thermal atoms is taken from the thermodynamic expression for an ideal gas in the trap. As we know [16,17], residual interactions and finite size effects modify the temperature depletion curve $1 - (T/T_c)^3$ in a qualitatively insignificant way.

The model is time-dependent. It is defined by the following set of equations:

$$\begin{aligned} i\hbar \frac{\partial}{\partial t} \Psi_c(\mathbf{r}, t) &= \left[-\frac{\hbar^2}{2m} \nabla^2 + V_{ext}(\mathbf{r}, t) + U_0 \left(|\Psi_c(\mathbf{r}, t)|^2 + 2 \rho_{th}(\mathbf{r}, t) \right) \right] \Psi_c(\mathbf{r}, t) \\ \frac{\partial}{\partial t} \rho_{th}(\mathbf{r}, t) &= -\nabla \cdot [\rho_{th}(\mathbf{r}, t) \mathbf{v}_{th}(\mathbf{r}, t)] \\ m \frac{\partial}{\partial t} \mathbf{v}_{th}(\mathbf{r}, t) &= -\nabla \left[kT \ln \rho_{th}(\mathbf{r}, t) + V_{ext}(\mathbf{r}, t) + \frac{m}{2} \mathbf{v}_{th}^2(\mathbf{r}, t) + 2U_0 |\Psi_c(\mathbf{r}, t)|^2 \right] \end{aligned} \quad (1)$$

where $\Psi_c(\mathbf{r}, t)$, $\rho_{th}(\mathbf{r}, t)$, and $\mathbf{v}_{th}(\mathbf{r}, t)$ are the condensate wave function, the density and velocity fields of the thermal cloud, respectively.

Contrary to the models which consider the thermal part of the Bose gas as a static cloud [12,18,19], in our approach both components dynamically affect each other. The influence of the thermal part on the condensed one is described by a kind of Gross-Pitaevskii equation with an extra term (the last term on the right hand side of the first equation of (1)). This term can be considered as a time-dependent generalization of the mean-field interaction with the non-condensed density derived in Hartree-Fock-Bogoliubov-Popov approximation [20]. As has been shown in [12], going beyond Popov approximation by taking anomalous averages into account does not reproduce experimental results. Hence, in this paper we concentrate on different mechanisms that can lead to frequency shifts. The second and the third equations of (1) describe the thermal cloud as a classical gas confined in the effective potential formed by the external potential and the condensate density (the last term in the third equation of (1)).

In the case of no coupling between two components we have independent oscillations of pure condensate (in accordance with the Gross-Pitaevskii equation) as well as the thermal cloud (in a hydrodynamic limit). Assuming no macroscopic motion of the thermal component, the third equation leads to the Maxwell-Boltzmann distribution for a gas confined in the external potential.

Before going into further analysis of the equation (1), the trap potential should be specified as an anisotropic harmonic oscillator:

$$V_{ext} = \frac{m}{2} (\omega_x^2 x^2 + \omega_y^2 y^2 + \omega_z^2 z^2) =: \frac{m}{2} \sum_i \omega_{x_i}^2 x_i^2 \quad (2)$$

Then the external potential defines both the length scale (the size of the ground state wavefunction) $\alpha = \sqrt{\frac{\hbar}{2m\omega_0}}$ and the time scale $\tau = \omega_0^{-1}$, where ω_0 is the geometrical average of trapping frequencies $\omega_0 = \sqrt[3]{\omega_x \omega_y \omega_z}$. Then the equations (1) can be expressed in the following form:

$$\begin{aligned} i \frac{\partial}{\partial t} \Psi_c(\mathbf{r}, t) &= \left[-\nabla^2 + \sum_i \frac{\omega_i^2 x_i^2}{4} + \frac{\gamma}{2} (|\Psi_c(\mathbf{r}, t)|^2 + 2 \rho_{th}(\mathbf{r}, t)) \right] \Psi_c(\mathbf{r}, t) \\ \frac{\partial}{\partial t} \rho_{th}(\mathbf{r}, t) &= -\nabla \cdot [\rho_{th}(\mathbf{r}, t) \mathbf{v}_{th}(\mathbf{r}, t)] \\ \frac{\partial}{\partial t} \mathbf{v}_{th}(\mathbf{r}, t) &= -\nabla \left[\Omega \ln \rho_{th}(\mathbf{r}, t) + \sum_i \frac{\omega_i^2 x_i^2}{2} + \frac{1}{2} \mathbf{v}_{th}^2(\mathbf{r}, t) + 2\gamma \rho_c(\mathbf{r}, t) \right] \end{aligned} \quad (3)$$

Now $\omega_i \equiv \omega_{x_i}/\omega_0$, Ω denotes the relative temperature: $\Omega = 2kT/\hbar\omega_0$, and γ measures the strength of interactions: $\gamma = 16\pi a$ (a is dimensionless scattering length).

Stationary solutions of (3) are found by using the imaginary-time propagation technique. First, the second and third equations of (3) are rewritten in terms of a nonlinear Schrödinger equation, which is allowed provided the thermal velocity field is irrotational (this assumption was actually utilized in writing the third equation of (1)). An extra term appears on the right hand side of the second equation of (4); it is up to the sign the so called "quantum pressure" term, known from the hydrodynamic formulation of quantum mechanics [21].

$$\begin{aligned} i \frac{\partial}{\partial t} \Psi_c(\mathbf{r}, t) &= \left(-\nabla^2 + \sum_i \frac{\omega_i^2 x_i^2}{4} + \frac{\gamma}{2} (|\Psi_c(\mathbf{r}, t)|^2 + 2|\Psi_{th}(\mathbf{r}, t)|^2) \right) \Psi_c(\mathbf{r}, t) \\ i \frac{\partial}{\partial t} \Psi_{th}(\mathbf{r}, t) &= \left(-\nabla^2 + \sum_i \frac{\omega_i^2 x_i^2}{4} + \Omega \ln |\Psi_{th}(\mathbf{r}, t)|^2 + \frac{\nabla^2 |\Psi_{th}(\mathbf{r}, t)|}{|\Psi_{th}(\mathbf{r}, t)|} + 2\gamma |\Psi_c(\mathbf{r}, t)|^2 \right) \Psi_{th}(\mathbf{r}, t) \end{aligned} \quad (4)$$

To find the stationary solutions of (4) one has to make transition to the imaginary time: $t \rightarrow i t$. Assuming, the ground state wave function of a two-gas system described by (4) is real, we obtain the set of equations for real functions $\Phi_c(\mathbf{r}, t)$ and $\Phi_{th}(\mathbf{r}, t)$ which in the limit $t \rightarrow \infty$ converge to the ground state wave functions: $\psi_c^0(\mathbf{r})$ and $\psi_{th}^0(\mathbf{r})$.

$$\begin{aligned} -\frac{\partial}{\partial \tau} \Phi_c(\mathbf{r}, t) &= \left(-\nabla^2 + \sum_i \frac{\omega_i^2 x_i^2}{4} + \gamma (\Phi_c^2(\mathbf{r}, t) + 2 \Phi_{th}^2(\mathbf{r}, t)) \right) \Phi_c(\mathbf{r}, t) \\ -\frac{\partial}{\partial \tau} \Phi_{th}(\mathbf{r}, t) &= \left(-\nabla^2 + \sum_i \frac{\omega_i^2 x_i^2}{4} + \Omega \ln \Phi_{th}^2(\mathbf{r}, t) + \frac{\nabla^2 \Phi_{th}(\mathbf{r}, t)}{\Phi_{th}(\mathbf{r}, t)} + 2\gamma \Phi_c^2(\mathbf{r}, t) \right) \Phi_{th}(\mathbf{r}, t) \end{aligned} \quad (5)$$

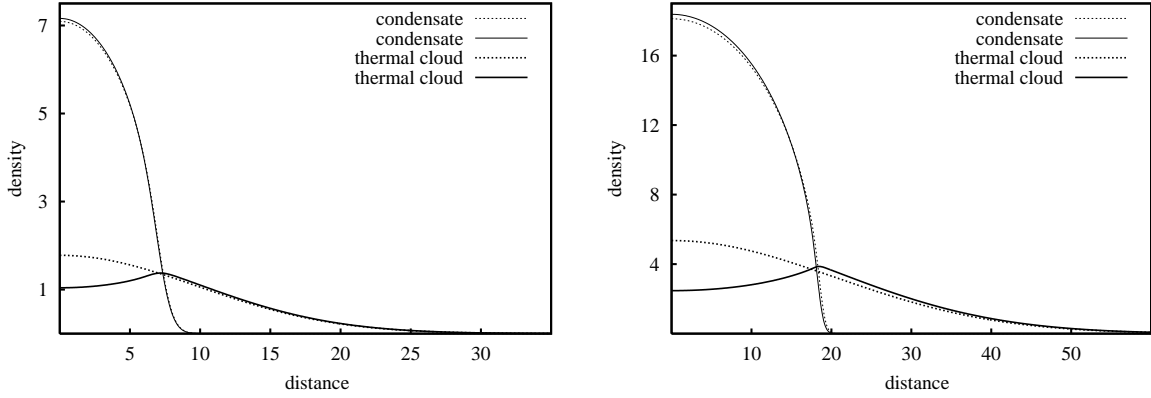


FIG. 1. Densities of the ground state in the case of spherical trapping potential. Solutions of (3) are plotted with continuous lines, dotted lines denote the ground state of the system in the case of no interaction between phases. On the left figure there is 5 000 atoms, on the right 5 000 000. On both the temperature is $0.67 T_c$.

Examples of the ground state densities are plotted in figure 1. If there was no interaction between the phases, we would get a parabola for the condensate and a Gaussian for the thermal cloud. Taking this interaction into account, however, results in slight change of the condensates density, and in great change of the thermal cloud, which is no longer described by the Gaussian, but by a function with a maximum at the edge of the condensate.

The imaginary-time propagation technique was proved to work in the case of linear Schrödinger equation. We have checked that it also works for the highly nonlinear problem just defined. The set of partial differential equations (5) constitutes an initial-value problem of the parabolic type. We have solved it by using various numerical methods, depending on the dimensionality of the system (for a one-dimensional Bose gas the split-operator technique was used whereas in a three-dimensional case we applied the Runge-Kutta algorithm).

To find the spectrum of frequencies in the two-gas model, we use the method of small oscillations around the numerically found ground state of the system. The assumption of small oscillations can be written:

$$\begin{aligned}\rho_c(\mathbf{r}, t) &= \rho_c^0(\mathbf{r}) + e^{-i\omega t} \delta\rho_c(\mathbf{r}) \\ \rho_{th}(\mathbf{r}, t) &= \rho_{th}^0(\mathbf{r}) + e^{-i\omega t} \delta\rho_{th}(\mathbf{r})\end{aligned}\tag{6}$$

where the common frequency for both phases is already introduced. Of course, $\rho_c^0(\mathbf{r}) \equiv (\psi_c^0(\mathbf{r}))^2$ and $\rho_{th}^0(\mathbf{r}) \equiv (\psi_{th}^0(\mathbf{r}))^2$ denote densities of the ground state of the condensate and the thermal cloud, respectively. Substitution these equations into the last two of (3), linearization in $\delta\rho_c(\mathbf{r})$ and $\delta\rho_{th}(\mathbf{r})$, and elimination of velocity field yields the following:

$$\omega^2 \delta\rho_{th}(\mathbf{r}) + \nabla \cdot \left[\rho_{th}^0(\mathbf{r}) \nabla \left(\Omega \frac{\delta\rho_{th}(\mathbf{r})}{\rho_{th}^0(\mathbf{r})} + 2\gamma \delta\rho_c(\mathbf{r}) \right) \right] = 0\tag{7}$$

It is worth noticing that the equation (7) does not allow for an arbitrary phase shift between oscillations

of the condensate and the thermal cloud. This can be easily seen by writing the equations (6) in real (not complex) form and following the linearization procedure again. The resulting equation will have a time-dependent factor in it; setting this factor constant will lead to allowed phase shift: $\phi = 0$ or $\phi = \pi$. This argumentation is valid locally, which means that for high frequency modes in some spatial region both gases might oscillate in phase, while in others out of phase.

As far as condensate is concerned, the small oscillation analysis leads to the Bogoliubov equations, modified by the presence of the thermal cloud. First, the second of the (6) together with the following ansatz:

$$\Psi(\mathbf{r}, t) = e^{-i\mu t/\hbar} \left(\sqrt{\mathcal{N}_0} \psi_c^0(\mathbf{r}) + u(\mathbf{r}) e^{-i\omega t} + v^*(\mathbf{r}) e^{i\omega t} \right) \quad (8)$$

are inserted into the first of the equations (3). Linearization procedure and comparing the coefficient standing next to $e^{\pm i\omega t}$ results in:

$$\begin{aligned} -\mathcal{L}u(\mathbf{r}) + \frac{\gamma}{2}\rho_c^0(\mathbf{r})v(\mathbf{r}) + \gamma\sqrt{\rho_c^0}\delta\rho_{th}(\mathbf{r}) &= \omega u(\mathbf{r}) \\ -\frac{\gamma}{2}\rho_c^0(\mathbf{r})u(\mathbf{r}) + \mathcal{L}v(\mathbf{r}) - \gamma\sqrt{\rho_c^0}\delta\rho_{th}(\mathbf{r}) &= \omega v(\mathbf{r}) \end{aligned} \quad (9)$$

where $\mathcal{L} := -\nabla^2 + \sum_i \frac{\omega_i^2 x_i^2}{4} + \gamma(\rho_c^0(\mathbf{r}) + \rho_{th}^0(\mathbf{r})) - \mu$.

It is easily seen, though, that the role of $\delta\rho(\mathbf{r})$ in equation (6) plays $\sqrt{\rho_c^0(\mathbf{r})}(u(\mathbf{r})+v(\mathbf{r}))$. The Bogoliubov equations can be transformed so to introduce $\overline{\delta\rho_c} := u + v$:

$$\left(\mathcal{L} - \frac{\gamma}{2}\rho_c^0(\mathbf{r}) \right) \left\{ \left(\mathcal{L} + \frac{\gamma}{2}\rho_c^0(\mathbf{r}) \right) \overline{\delta\rho_c}(\mathbf{r}) - 2\gamma\sqrt{\rho_c^0(\mathbf{r})} \delta\rho_{th}(\mathbf{r}) \right\} = \omega^2 \overline{\delta\rho_c}(\mathbf{r}) \quad (10)$$

The equations (7) and (10) constitute an eigenvalue problem:

$$\begin{pmatrix} \left(\mathcal{L} - \frac{\gamma}{2}\rho_c^0 \right) \left(\mathcal{L} + \frac{\gamma}{2}\rho_c^0 \right) - 2\gamma \left(\mathcal{L} - \frac{\gamma}{2}\rho_c^0 \right) \sqrt{\rho_c^0} \\ -2\gamma \nabla \cdot (\rho_{th}^0 \nabla \sqrt{\rho_c^0}) & -\Omega \nabla \cdot (\rho_{th}^0 \nabla \frac{1}{\rho_{th}^0}) \end{pmatrix} \begin{pmatrix} \overline{\delta\rho_c} \\ \delta\rho_{th} \end{pmatrix} = \omega^2 \begin{pmatrix} \overline{\delta\rho_c} \\ \delta\rho_{th} \end{pmatrix} \quad (11)$$

where $\mathcal{L} := -\nabla^2 + \sum_i \frac{\omega_i^2 x_i^2}{4} + \gamma(\rho_c^0(\mathbf{r}) + \rho_{th}^0(\mathbf{r})) - \mu$.

Up to now the considerations were fully anisotropic. For further analysis however, only the simplest case, the spherical symmetry is assumed. Then the external trap is defined: $V_{ext} = \frac{m}{2}\omega_0^2 r^2$. In systems with spherical symmetry the angular dependence takes form of the spherical harmonics; it is then possible to seek the global solution in the form:

$$\begin{aligned} \overline{\delta\rho_c}(\mathbf{r}) &= \mathcal{F}(r) Y_{lm}(\theta, \phi) \\ \delta\rho_{th}(\mathbf{r}) &= \mathcal{G}(r) Y_{lm}(\theta, \phi) \end{aligned} \quad (12)$$

Then the equation (11) transforms to:

$$\begin{pmatrix} \left(\hat{\mathcal{L}}_r + \frac{\gamma}{2}\rho_c^0 \right) \left(\hat{\mathcal{L}}_r - \frac{\gamma}{2}\rho_c^0 \right) & -2\gamma \left(\hat{\mathcal{L}}_r + \frac{\gamma}{2}\rho_c^0 \right) \sqrt{\rho_c^0} \\ -2\gamma \left(\frac{1}{r^2} \frac{\partial}{\partial r} \left(r^2 \rho_{th}^0 \frac{\partial}{\partial r} \right) - \frac{l(l+1)}{r^2} \rho_{th}^0 \right) \sqrt{\rho_c^0} & -\Omega \left(\frac{1}{r^2} \frac{\partial}{\partial r} \left(r^2 \rho_{th}^0 \frac{\partial}{\partial r} \frac{1}{\rho_{th}^0} \right) - \frac{l(l+1)}{r^2} \right) \end{pmatrix} \begin{pmatrix} \mathcal{F} \\ \mathcal{G} \end{pmatrix} = \omega^2 \begin{pmatrix} \mathcal{F} \\ \mathcal{G} \end{pmatrix} \quad (13)$$

where $\hat{\mathcal{L}}_r \equiv -\frac{1}{r^2} \frac{\partial}{\partial r} \left(r^2 \frac{\partial}{\partial r} \right) + \frac{l(l+1)}{r^2} + \frac{\omega_0^2 r^2}{4} + \gamma(\rho_c^0 + \rho_{th}^0) - \mu$.

III. NUMERICAL APPROACH

The problem is first discretized on a lattice. Then the equations (13) are solved directly by diagonalization of the resulting matrix. The full spectrum of eigenfrequencies and eigenmodes is found.

Boundary conditions are set both at the boundary of the lattice and at the origin. For large distances we demand that the functions $\mathcal{F}(r)$, $\mathcal{F}'(r)$ and $\mathcal{G}(r)$ vanish. In the origin the boundary conditions depend on the value of orbital quantum number l .

To obtain these we used the analytical expression for the condensates wavefunction valid in the Thomas-Fermi limit and in $T = 0$ regime [6]:

$$\mathcal{F}(r) = \sqrt{4n + 2l + 3} \sqrt{\rho_c^0} r^l P_n^{(l+1/2,0)}(1 - 2r^2) \quad (14)$$

where $P_n^{(l+1/2,0)}$ are Jacobi polynomials [22]. For $l = 0$ the boundary conditions are: $\mathcal{F}'(r = 0) = 0$ and $\mathcal{F}'''(r = 0) = 0$; for $l = 1$: $\mathcal{F}(r = 0) = 0$ and $\mathcal{F}''(r = 0) = 0$. Of course, they are identical as for the radial equation of the ordinary linear Schrödinger equation.

For the thermal cloud, the equation (7) in the lack of interaction between the gases can be solved analytically. The ground state is just a Gaussian:

$$\rho_{th}^0(r) = \frac{\mathcal{N}_{th}}{(2\pi\Omega)^{3/2}} \exp\left(-\frac{r^2}{2\Omega}\right) \quad (15)$$

and the second of the equations (13) takes the form:

$$\Omega \mathcal{G}''(r) + \mathcal{G}'(r) \left(\frac{2\Omega}{r} + r \right) + \mathcal{G}(r) \left(\omega^2 + 3 - \frac{l(l+1)}{r^2} \Omega \right) = 0 \quad (16)$$

Two independent solutions are:

$$\begin{aligned} \mathcal{G}^{(1)}(r) &= e^{-r^2/2\Omega} r^l {}_1F_1\left(\frac{3+l}{2} + \frac{\omega^2}{2}, \frac{3}{2} + l, -\frac{r^2}{2\Omega}\right) \\ \mathcal{G}^{(2)}(r) &= e^{-r^2/2\Omega} \frac{1}{r^{1+l}} {}_1F_1\left(\frac{2-l}{2} + \frac{\omega^2}{2}, \frac{1}{2} - l, -\frac{r^2}{2\Omega}\right) \end{aligned} \quad (17)$$

where ${}_1F_1$ denotes Kummer's hypergeometric function [22]. The solution $\mathcal{G}^{(2)}(r)$ is singular at $r = 0$. For the solution $\mathcal{G}^{(1)}(r)$ to vanish at $r \rightarrow \infty$ the frequency must be:

$$\omega = \sqrt{2n + l} \quad (18)$$

From the explicit form of the solution the boundary conditions can be deduced: $G'(r = 0) = 0$ for $l = 0$ and $G(r = 0) = 0$ for $l > 0$, again as in quantum mechanics.

IV. RESULTS

All of the calculations were performed for the rubidium condensate with parameters: $m = 1.44 \cdot 10^{-22}$ g, $a = 5.821$ nm, $\omega_0 = 2\pi \cdot 200$ Hz and $\mathcal{N} = 50\,000$ atoms. This does not mean however, that the results

are specific to this set of parameters only. In our model there are only two dimensionless parameters describing the system: γ and Ω . The type of atoms comes into play only when $\gamma \sim a/\sqrt{m}$ is concerned. For the sodium and rubidium condensates the difference in γ is around 8%.

Figures 2 and 3 are the main results of this paper. They show temperature dependence of the low-energy excitation spectrum for different values of orbital quantum number. For $T = 0$ and $T = T_c$ frequencies are known analytically: dots represent the spectrum [5]:

$$\omega = \sqrt{2n^2 + 2nl + 3n + l} \quad (19)$$

and squares the spectrum (18). It can be seen that numerical results are in fair agreement with these spectra. The "horizontal" lines are the frequencies where thermal cloud oscillation is non-zero at all temperatures; for $T = 0$ where there is no thermal cloud, those frequencies are not valid anymore. A complementary set of lines (inclined) originates from the $T = 0$ condensate frequencies.

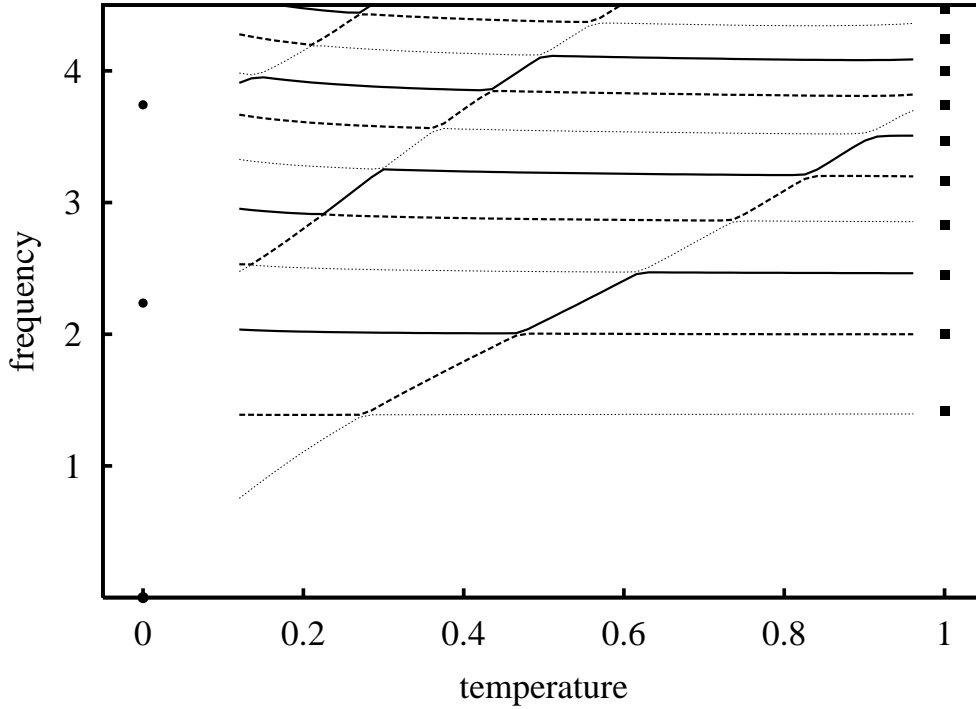


FIG. 2. Eigenfrequencies versus temperature for $l = 0$.

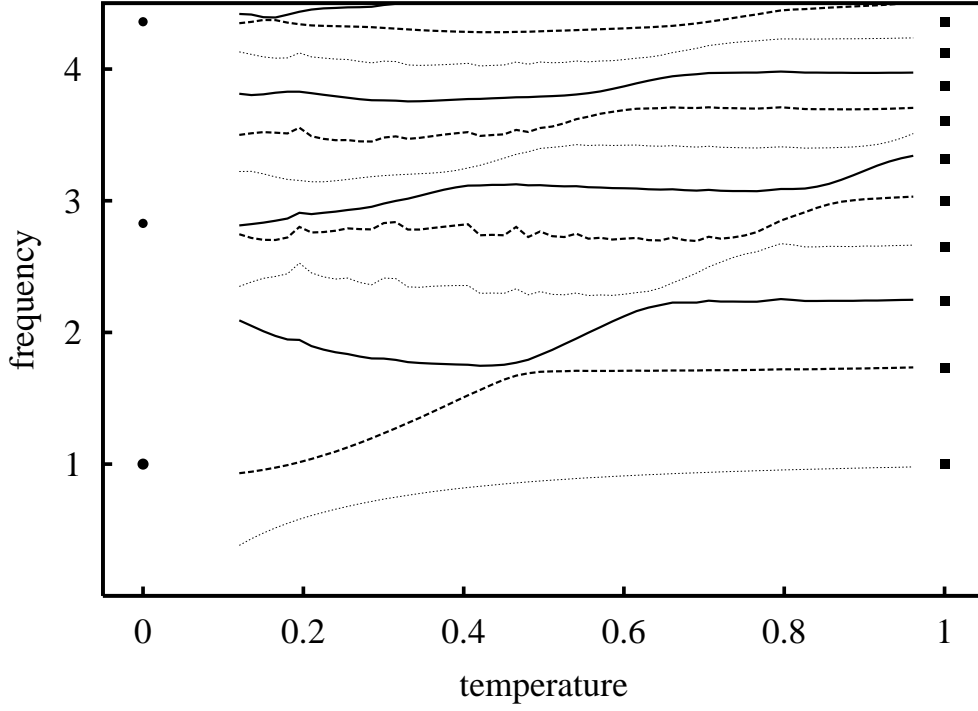


FIG. 3. Eigenfrequencies versus temperature for $l = 1$.

For the temperatures between $T = 0$ and $T = T_c$ both phases oscillate with similar amplitudes. Examples are plotted in figure 4.

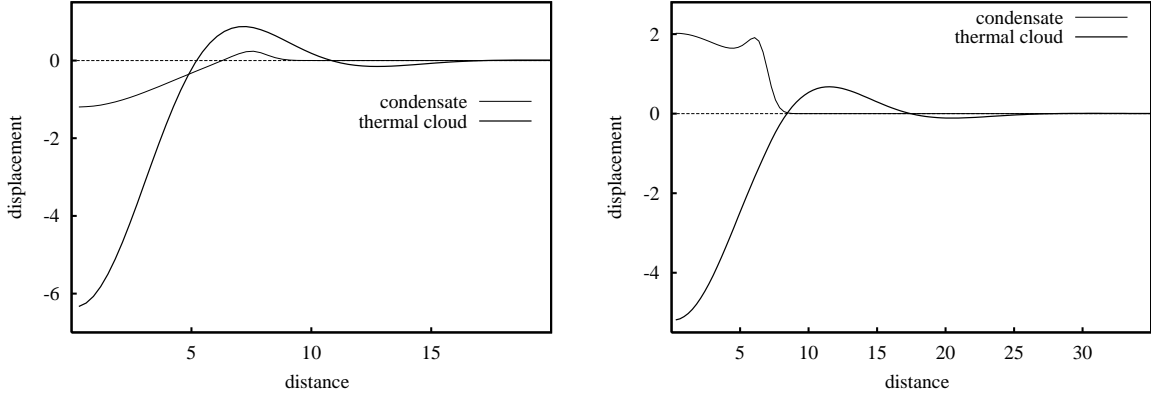


FIG. 4. Shapes of eigenmodes.

The existence of the avoided crossings in the spectrum in figures 2 and 3 is clear. They occur when two eigenmodes as a function of a continuous parameter approach each other, and after a certain point they start to diverge.

Avoided crossing is a well known phenomenon in physics. Its general properties are described by

the Landau-Zener theory. According to it, the character of eigenfunction "jumps" across the avoided crossing, as seen on the figure 5. If the parameter is time, two types of processes might be recognized: adiabatic (slow) and diabatic (quick). The time scale distinguishing between those types is connected to the minimal distance between the eigenenergies – via the uncertainty principle.

It would be interesting to observe these avoided crossings experimentally. Unfortunately, due to particular realization of experiments, those processes cannot be observed, because temperature is a parameter given from outside, not changing during the experiment. However, our conjecture is that the observed rapid dependencies of the eigenfrequencies with temperature occur because of the avoided crossings.

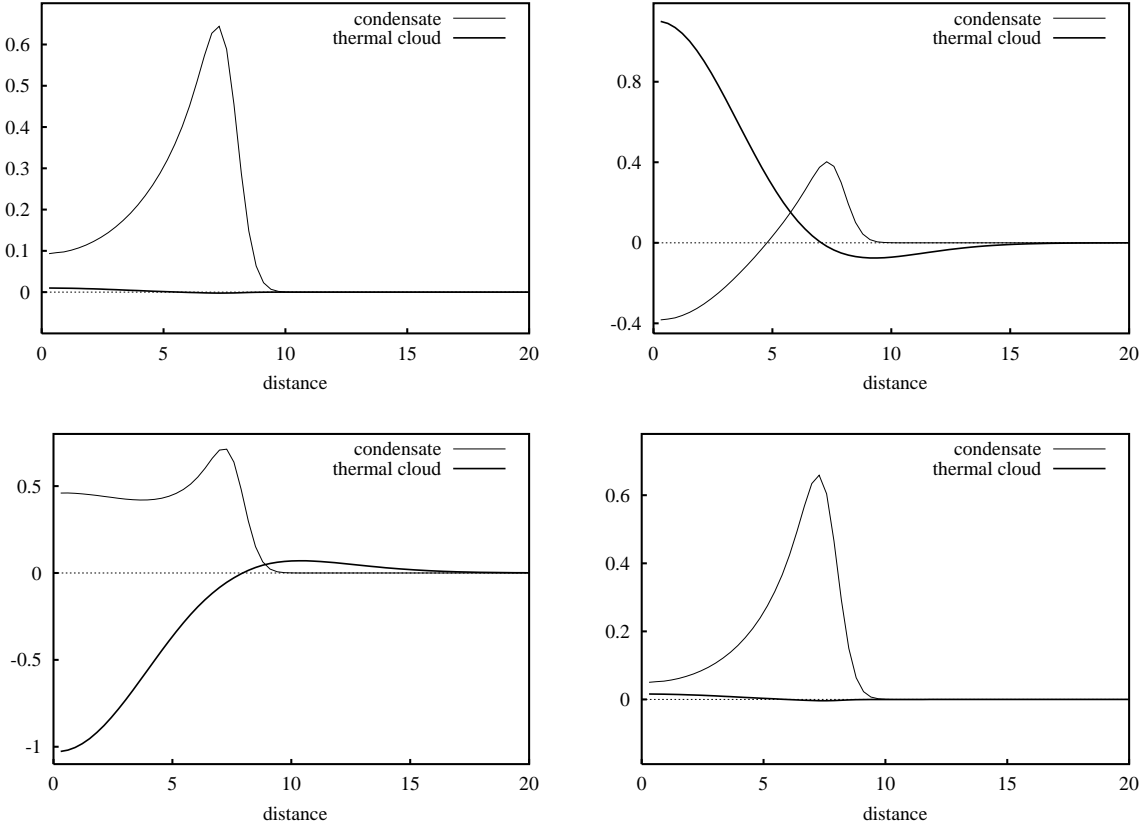


FIG. 5. Shapes of the eigenmodes around an avoided crossing.

It is also clear that due to the interaction with the thermal cloud mode which in $T = 0$ had frequency $\omega = 0$ is awakening and no longer has it zero frequency. Therefore it has a potential of being experimentally observed.

V. SUMMARY AND ACKNOWLEDGMENTS

We investigated a simplified version of the two-gas model. Within this model dynamic interactions between the phases: condensate and thermal cloud, are included. No mechanism for exchanging particles nor for damping is provided, though.

Ground state of the system is found numerically using a propagation in imaginary time technique. Equations resulting from small oscillations theory constitute an eigenproblem, which is numerically solved for spherically symmetric trap.

The resulting spectrum of frequencies exhibits interesting features. Firstly, it is composed of lines originating from pure condensates oscillations in $T = 0$ and from thermal cloud oscillations ($T = T_c$). In wide range of temperatures, however, both phases oscillate with approximately the same amplitudes. Secondly, avoided crossings are observed. We suggest that experimentally observed sudden shifts in frequencies might be a result of an avoided crossing. Finally, due to the interaction with the thermal cloud the awakening of mode $n = 0$ is observed, and might be experimentally detected. To make contact with the existing experimental work we plan a similar study in the axially symmetric geometry.

We would like to thank C.Clark for fruitful discussions. R.B. and K.R. acknowledge the support of the subsidy from the Foundation for Polish Science. M.B. and K.R. thank for the support of MCS Grant PAN/NIST-98-340.

-
- [1] D.S. Jin, J.R.Enscher, M.R.Matthews, C.E.Wieman, and E.A.Cornell, Phys. Rev. Lett. **77**, 420 (1996).
 - [2] M.-O. Mewes, M.R. Andrews, N.J. van Druten, D.M. Kurn, D.S. Durfee, C.G. Townsend, and W. Ketterle, Phys. Rev. Lett. **77**, 988 (1996).
 - [3] M. Edwards, P.A. Ruprecht, K. Burnett, R. Dodd, and C.W. Clark, Phys. Rev. Lett., **77**, 1671 (1996).
 - [4] L. You, W. Hoston, and M. Lewenstein, Phys. Rev. A **55**, 1581 (1997).
 - [5] S. Stringari, Phys. Rev. Lett. **77**, 2360 (1996).
 - [6] P. Öhberg, E.L. Surkov, I. Tuttonen, S. Stenholm, M. Wilkens, and G.V. Schlyapnikov, Phys. Rev. A **56**, 3346 (1997).
 - [7] D.S. Jin, M.R. Matthews, J.R. Ensher, C.E. Wieman, and E.A.Cornell, Phys. Rev. Lett. **78**, 764 (1997).
 - [8] D.M. Stamper-Kurn, H.-J. Miesner, S.Inouye, M.R. Andrews, and W. Ketterle, Phys. Rev. Lett. **81**, 500 (1998).
 - [9] V. N. Popow, *Funcional Integrals and Collective Modes* (Cambridge University Press, New York, 1987).

- [10] D.A.W. Hutchinson, E. Zaremba, and A. Griffin, Phys. Rev. Lett. **78**, 1842 (1997).
- [11] R.J. Dodd, M. Edwards, C.W. Clark, and K. Burnett, Phys. Rev. A **57**, R32 (1998).
- [12] D.A.W. Hutchinson, R.J. Dodd, and K. Burnett, Phys. Rev. Lett. **81**, 2198 (1998).
- [13] M.J. Bijlsma and H.T.C. Stoof, Phys. Rev. A **60**, 3973 (1999).
- [14] E. Zaremba, A. Griffin, and T. Nikuni, Phys. Rev. A **57**, 4695 (1998).
- [15] P. Navez, D. Bitouk, M. Gajda, Z. Idziaszek and K. Rzażewski, Phys. Rev. Lett. **79**, 1789 (1997).
- [16] W. Ketterle and N.J. van Druten, Phys. Rev. A **54**, 656 (1996).
- [17] S. Giorgini, L.Pitaevskii, and S.Stringari, Phys. Rev. A **54**, 4633 (1996).
- [18] R.J. Dodd, K. Burnett, M. Edwards, and C.W. Clark, J. Phys. B **32**, 4107 (1999).
- [19] R.J. Dodd, K. Burnett, M. Edwards, and C.W. Clark, Acta Phys. Pol. A **93**, 45 (1998).
- [20] A. Griffin, Phys. Rev. B **53**, 9341 (1996).
- [21] E. Madelung, Z. Phys. **40**, 322 (1926).
- [22] M. Abramowitz and I.A. Stegun, *Handbook of mathematical functions* (Dover Publications, New York, 1965).