

Ab initio description of tunnel junctions

Peter Zahn and Ingrid Mertig

Technische Universität Dresden, Institut für Theoretische Physik,
D-01062 Dresden, Germany

February 23, 2017

Abstract

Based on spin-density functional theory we calculate the electronic structure of a tunnel junction consisting of two magnetic Fe layers separated by an insulating vacuum barrier selfconsistently. For the conductance the Landauer formula is evaluated in the ballistic limit as function of the magnetic configuration. Based on these conductances the tunnel magnetoresistance (TMR) ratio is obtained. We investigate the relation between TMR ratio and spin polarization of the electronic structure at the metal/insulator interface.

1 Introduction

The discovery of Giant MagnetoResistance [1, 2] in 1988 initiated a renewed interest in the phenomenon of spin dependent tunneling. The first time Julliere in 1975 [3] succeeded to measure the spin polarized current in a tunnel junction composed of two ferromagnetic layers separated by an insulating barrier. Using improved experimental techniques it is now possible to produce high quality tunnel junctions showing a remarkable tunnel magnetoresistance [4, 5]. A widely used model to interpret the results in terms of the polarization of the ferromagnetic leads was proposed by Julliere [3]. It was based on earlier studies of Meservey and Tedrow on tunneling between superconductors and ferromagnets [6, 7, 8]. The model assumed that the tunnel current is proportional to the product of the effective tunneling density of states of the considered spin direction for both ferromagnetic leads. In this paper we want to focus on the ab initio description of TMR of a Fe/Vacuum/Fe junction using a supercell approach. We will discuss the properties of the local and total density of states and the influence of the finite thickness of the electrode on current polarization and TMR ratio.

2 Transport

To evaluate the tunnel current in an Fe/Vacuum/Fe system we use a supercell description. We consider unit cells with a fixed number of empty sites to simulate the vacuum barrier with a thickness of 0.55 nm (4 ML) and a varying number of Fe sites describing the electrodes. Based on density functional theory the electronic structure of the system was calculated selfconsistently using a Screened Korringa-Kohn-Rostoker (KKR) method [9, 10]. This method is especially advantageous for prolonged supercells and we treated supercells with up to 108 atoms for this investigation.

We consider ballistic transport perpendicular to the layers in the limit of zero bias. Starting from the Landauer formula the conductance through a barrier between two reservoirs can be expressed by the following Fermi surface integral [11, 12, 13]

$$G(\mathbf{n}) = e^2 \frac{A}{2} \sum_{\sigma, k} \delta(E_k^\sigma - E_F) |\mathbf{n} \cdot \mathbf{v}_k^\sigma|, \quad (1)$$

if we assume ideal transmission for all states at the Fermi energy E_F . A denotes the cross section of the junction. $\mathbf{n} \cdot \mathbf{v}_k^\sigma$ is the component of the Fermi velocity in current direction. The sum in Eq.(1) goes over all states k and over all spin directions σ , that means, we assume that the electron spin is conserved during the transmission process. The finger-print of magnetoelectronics is that the conductance changes as a function of the magnetic configuration from antiparallel (AP) into parallel (P) under the influence of an external magnetic field. For this reason, we consider the electronic structure and the conductance of the superlattices in both magnetic configurations (see Fig. 1). The TMR ratio is finally defined by

$$TMR = 1 - \frac{G^{AP}}{G^P}. \quad (2)$$

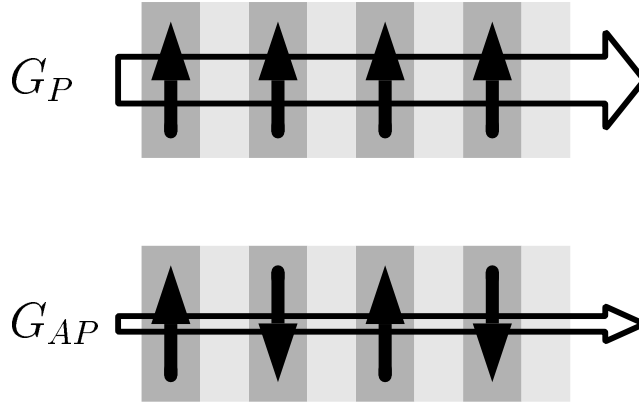


Figure 1: Schematic picture of the considered structures, the directions of the Fe magnetizations for P and AP configuration, the direction and the usual strength of the currents

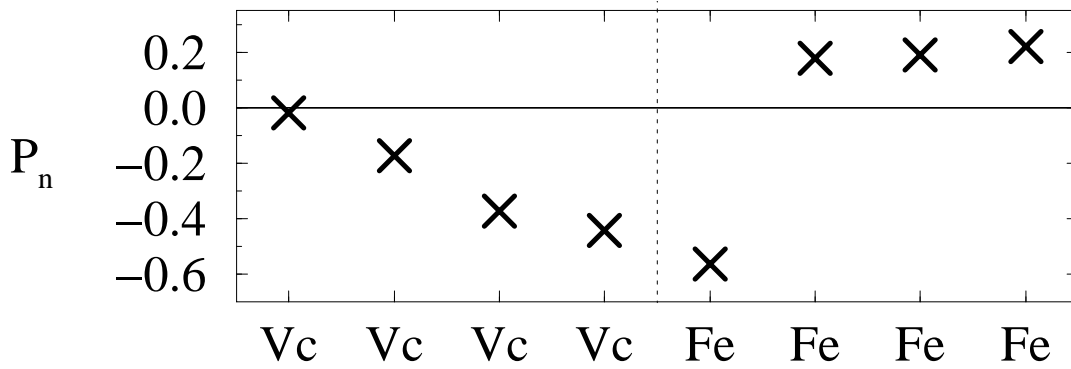


Figure 2: Polarization of the local density of states at the Fermi level for a Fe(001) surface, Vc denotes the atomic sites above the surface

3 Density of states and polarization

Julliere [3] assumed that the TMR ratio is proportional to the polarization of an effective density of states of the ferromagnetic leads. The question is which density is appropriate to satisfy this model. The polarization of any density of states is defined to be

$$P_n = \frac{n^\uparrow - n^\downarrow}{n^\uparrow + n^\downarrow}, \quad (3)$$

with n^σ being a spin-projected local density of states depending on the position in the unit cell or the total density of states for the whole system. Results for the polarization of the local densities of states of an Fe/Vacuum/Fe system with a vacuum barrier of 1.1 nm (8 ML) are shown in Fig. 2.

In Fig. 2 the local density of states at the Fermi level at the different sites in the supercell is shown. The Fe polarization is positive and bulk-like inside the Fe layers and changes sign at the Fe interface due to the existence of surface resonances. Inside the vacuum barrier the polarization remains negative and tends to zero for larger distances from the surface.

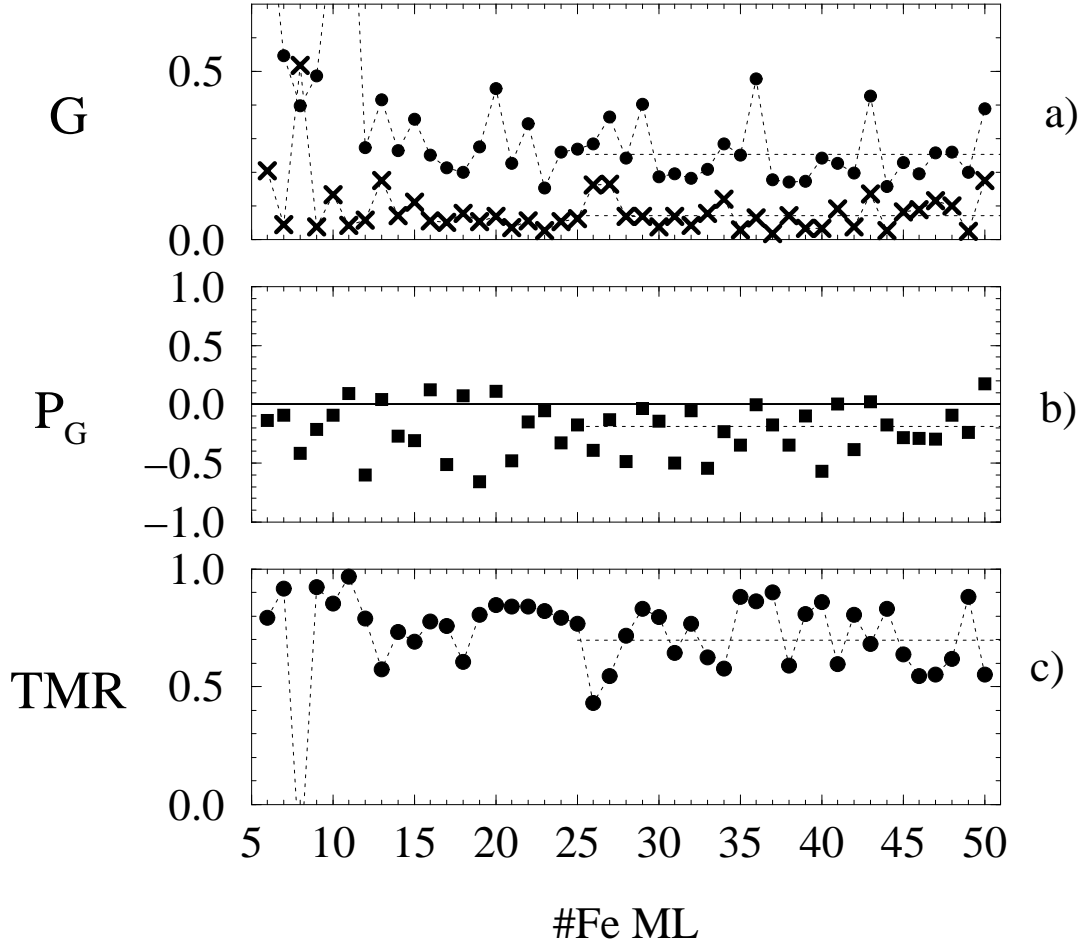


Figure 3: Dependencies on the Fe layer thickness of a) conductance for P and AP configuration, b) spin polarization P_G of P conductance G^P , and c) TMR ratio; the horizontal lines indicate the average

4 TMR

Fig. 3a shows the corresponding conductance for P and AP configuration in dependence on the Fe layer thickness with a barrier consisting of 4 vacuum layers (0.55 nm). In the asymptotic region (for thick Fe layers) the conductance is a superposition of various oscillatory contributions around a constant value of 0.256 for P and 0.077 for AP configuration, respectively. All values of G are given in atomic units of the Rydberg system ($G_0 = 1.752 \cdot 10^{14} \Omega^{-1} m^{-2}$). Characteristic oscillation periods are 2.3, 3.5 and about 7.5 ML. These periods are related to stationary points on the bulk Fe Fermi surface and describe wave vectors at which an remarkable amount of states at E_F is quantized [14, 15].

The Polarization P_G of the conductance in P configuration (Fig. 3b) behaves non-monotonic. The mean value in the asymptotic region is about -0.2. This is consistent with the negative polarization of the local density of states at the Fe surface and in the vacuum barrier region. MacLaren et al. [16] obtained a positive polarization near 1 for a semi-infinite Fe/Vacuum/Fe junction. The difference should first be related to the structure of the barrier consisting of ASA potentials of constant height and secondly to the different

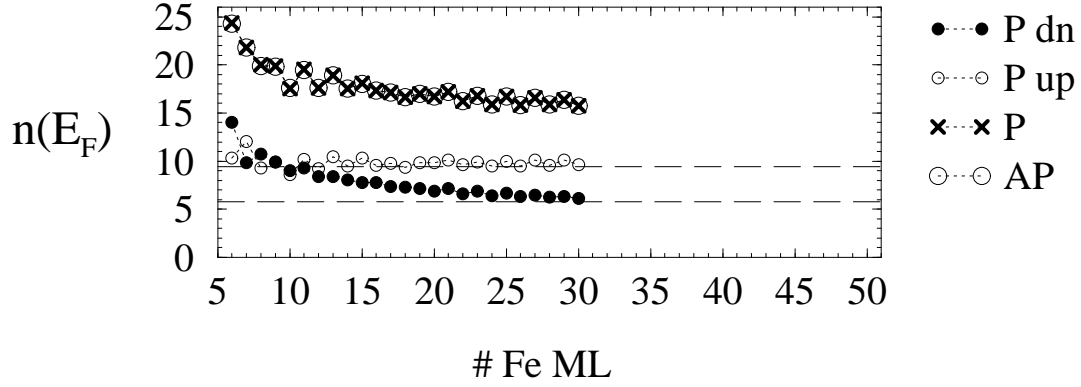


Figure 4: Total DOS at the Fermi level of the Fe/Vc supercell in dependence on Fe layer thickness for P and AP configuration at a fixed barrier thickness of 4 ML (0.55nm); the horizontal lines indicate the Fe bulk values for both spin directions

geometry of the leads. In our calculation the potentials are calculated self-consistently which leads to different shapes of the barrier potential. The barrier profile, however, can influence the transmission coefficients drastically as it is known from free electron models.

The TMR ratio in dependence on the Fe layer thickness is shown in Fig. 3c. The horizontal line for thicknesses larger than 25 indicates the average of about 0.7. To elucidate the origin of the oscillations of conductance and TMR we investigated the total density of states of the periodic system at the Fermi level as a function of the Fe layer thickness (Fig. 4). Obviously, there is no difference for the density of states in P and AP configuration of the junction, that is, TMR is not caused by changes in the density of states. The enhancement of the density of states due to surface resonances dominates the minority band for thin Fe layers. For thicker Fe layers the spin-projected density of states tends towards the Fe bulk values indicated by the horizontal lines. The variations of the total density for large thicknesses are very small and can not account for the oscillations of the conductances. That illustrates the fact that the conductance perpendicular to the layers is not caused by the huge number of states at the Fermi energy but by a few states with a large velocity in current direction. The relative position of these states with respect to the Fermi energy can change drastically with the Fe layer thickness due to quantum confinement and consequently causes the conductance and TMR oscillations.

5 Summary

The ballistic conductance was calculated for an Fe/Vacuum/Fe superlattice using the Landauer formula. Although we considered very large Fe layer thicknesses up to 50 ML (about 7 nm) the conductance and the TMR ratio still oscillates. The origin of the oscillations is the finite size of the Fe electrodes. The calculated mean value of the conductance polarization $P_G = -0.2$ agrees with the polarization of the local density of states at the Fe surface. The calculated average of the TMR ratio is 0.7.

References

- [1] M.N. Baibich, J.M. Broto, A. Fert, F. Nguyen Van Dau, F. Petroff, P. Etienne, G. Creuzet, A. Friederich, and J. Chazelas, Phys. Rev. Lett. **61**, 2472 (1988)
- [2] G. Binasch, P. Grünberg, F. Saurenbach, and W. Zinn, Phys. Rev. B **39**, 4828 (1989).
- [3] M. Julliere, Phys. Lett. **54A**, 225 (1975)
- [4] J.S. Moodera, L.R. Kinder, T.M. Wong, and R. Meservey, Phys. Rev. Lett. **74**, 3273 (1995).
- [5] T. Miyazaki and N. Tezuka, J. Mag. Mag. Mat. **139**, L231 (1995).
- [6] P.M. Tedrow and R. Meservey, Phys. Rev. Lett. **26**, 192 (1971).
- [7] P.M. Tedrow and R. Meservey, Phys. Rev. B **7**, 318 (1973).
- [8] R. Meservey and P.M. Tedrow, Physics Reports **238**, 173-243 (1994).
- [9] L. Szunyogh, B. Újfalussy, P. Weinberger, and J. Kollár, Phys. Rev. B **49**, 2721 (1994).
- [10] P. Zahn, I. Mertig, R. Zeller, and P.H. Dederichs, Mat. Res. Soc. Proc. **475**, 525 (1997).
- [11] R. Landauer, IBM J. Res. Dev. **1**, 223 (1957).
- [12] M. Büttiker, IBM J. Res. Dev. **32**, 317 (1988).
- [13] K.M. Schep, P.J. Kelly, and G.E.W. Bauer, Phys. Rev. Lett. **74**, 586 (1995).
- [14] P. Bruno, Phys. Rev. B **52**, 411 (1995).
- [15] K. Wildberger, R. Zeller, P.H. Dederichs, J. Kudrnovský, and P. Weinberger, Phys. Rev. B **58**, 13721 (1998).
- [16] J.M. MacLaren, X.-G. Zhang, and W.H. Butler, Phys. Rev. B **56**, 11827 (1997).