

Canonical and non-canonical equilibrium distribution

Mario Annunziato,^{1,*} Paolo Grigolini,^{1,2,3,†} Bruce J. West,^{4,‡}

¹*Dipartimento di Fisica dell'Università di Pisa and INFN, Piazza Torricelli 2, 56127 Pisa, Italy*

²*Istituto di Biofisica CNR, Area della Ricerca di Pisa, Via Alfieri 1, San Cataldo 56010 Ghezzano-Pisa, Italy*

³*Center for Nonlinear Science, University of North Texas,
P.O. Box 305378, Denton, Texas 76203-5378*

⁴*US Army Research Office, Research Triangle Park, NC
(November 17, 2018)*

We address the problem of the dynamical foundation of non-canonical equilibrium. We consider, as a source of divergence from ordinary statistical mechanics, the breakdown of the condition of time scale separation between microscopic and macroscopic dynamics. We show that this breakdown has the effect of producing a significant deviation from the canonical prescription. We also show that, while the canonical equilibrium can be reached with no apparent dependence on dynamics, the specific form of non-canonical equilibrium is, in fact, determined by dynamics. We consider the special case where the thermal reservoir driving the system of interest to equilibrium is a generator of intermittent fluctuations. We assess the form of the non-canonical equilibrium reached by the system in this case. Using both theoretical and numerical arguments we demonstrate that Lévy statistics are the best description of the dynamics and that the Lévy distribution is the correct basin of attraction. We also show that the correct path to non-canonical equilibrium by means of strictly thermodynamic arguments has not yet been found, and that further research has to be done to establish a connection between dynamics and thermodynamics.

I. INTRODUCTION

A growing interest in non-extensive thermodynamics can be traced back to the 1988 pioneering work of Tsallis [1]. In particular, non-extensive thermodynamics is the proper theoretical context for developing the foundations of non-canonical distribution functions and non-canonical equilibria in physical systems. On the basis of the subsequent development of the original work by Tsallis, it has been argued that canonical equilibria, the distributions that form the basis of equilibrium statistical mechanics, are not generic. Rather, canonical equilibria are singular in a more general form of equilibrium, called a generalized canonical equilibrium [2,3]. A number of recent papers elaborate on this idea [4–6], but we find [6] to be of special interest addressing as it does the foundations of both canonical and non-canonical equilibria. Rajagopal and Abe [6] prove that the equilibrium described by the canonical distribution is not uniquely determined by the micro-canonical distribution, as one finds in text books. In fact if the phase space has a fractal, rather

than smooth, structure, a non-canonical distribution will result. However, although canonical equilibria are not unique, and non-canonical equilibria are possible, one might conclude on the basis of the arguments in [6] that the form of the non-canonical distribution is uniquely of the form established by Tsallis and his co-workers [1,2]. As attractive as the probabilistic and entropic arguments of Ref. [6] are, they are not indisputable, and in fact we find herein, using dynamical arguments, that this is not the case.

We show that the adoption of a dynamical approach to thermodynamical equilibrium yields a different conclusion. First of all, we argue that the non-extensive condition based on memory, and probably that resting on long-range correlations as well, has the striking effect of making the role of dynamics much more important than in the case of ordinary statistics. The dynamic approach, in these non-extensive conditions, generates a form on non-canonical equilibrium that, however, departs from the generalized canonical form prescribed by non-extensive thermodynamics. To make it easier for the reader to follow our arguments and to understand the purpose of the paper, illustrated in Section ID, we shall first discuss the different natures of the entropic, dynamic and stochastic approaches to equilibrium.

A. Non-extensive entropic indicator

The argument for the non-extensive thermodynamics of Tsallis goes as follows. First of all, the conventional entropy of Gibbs

$$S(\Pi) \equiv - \int dx \Pi(x) \ln \Pi(x), \quad (1)$$

is replaced by the non-extensive entropic indicator

$$S_q(\Pi) \equiv \int dx \frac{1 - \Pi(x)^q}{q - 1}. \quad (2)$$

Secondly, we have to apply a method of entropy maximization under given physical constraints to determine the most plausible shape of the unknown probability density function $\Pi(x)$ [7]. The first constraint is on the normalization of the distribution $\Pi(x)$:

$$\int dx \Pi(x) = 1. \quad (3)$$

The second constraint is on the first moment of the variable x itself. According to the most recent prescription of Ref. [8] the constraints on x must be applied [9] on the mean value U_q defined by

$$U_q \equiv \frac{\int dx x \Pi(x)^q}{\int dx \Pi(x)^q}. \quad (4)$$

It has to be pointed out that in Ref. [8] the physical meaning of x is that of energy. Here, we shall interpret x as the “coordinate” of an overdamped particle driven by a fluctuation-dissipation process resulting from the interaction with a non-conventional “thermal bath”. When the friction term can be neglected we are expected to recover the results of the earlier work of Ref. [10]. Thus, for the same reasons [11] as those illustrated in Ref. [10] we set a constraint on the first moment of $|x|$. The result of entropy maximization subject to the imposed constraints of Eq. (4) yields

$$\Pi(x) = \left[1 - \frac{(1-q)\tilde{b}(x-U_q)}{\int dx \Pi(x)^q} \right]^{1/(1-q)} / Z_q, \quad (5)$$

where Z_q is a normalization factor and β is a constant value stemming from the Lagrange multiplier associated with the constraint on the variable x . Note that the expression of $\Pi(x)$ provided by the authors of Ref. [8] is not explicit. In fact, as shown by Eq.(5), it is a functional of $\Pi(x)$. Thus, in practice the explicit form of $\Pi(x)$ has to be established by means of an iteration procedure. It is remarkable, however, that the micro-canonical derivation from Ref. [6] results in the same prescription as that of Eq.(5). From the point of view of the issues under discussion here what matters is the fact that at the end of the iterative procedure U_q becomes a well-defined number. Consequently, the resulting expression for $\Pi(x)$ is a simple analytical formula that in the asymptotic limit, $|x| \rightarrow \infty$, with the constraint on the first moment of $|x|$, has the same structure as that derived in Ref. [10],

$$\Pi(x) = \frac{\tilde{b}(2-q)}{[1 + \tilde{b}(q-1)|x|]^{1/(q-1)}}. \quad (6)$$

Note that the adoption of a constraint on the second moment would lead to

$$\Pi(x) = \frac{\left[\frac{\tilde{b}(q-1)}{\pi} \right] \frac{\Gamma(1/(q-1))}{\Gamma((3-q)/[2(q-1)])}}{[1 + \tilde{b}(q-1)x^2]^{1/(q-1)}}. \quad (7)$$

Note that both Eq.(6) and Eq.(7) are the result of an earlier prescription, missing the normalization factor present in Eq.(4). Nevertheless, it has to be pointed out that both Eq.(6) and Eq.(5) share the characteristic of having long tails with Lévy statistics. In fact, it is well known [12] that the anomalous diffusion processes of the Lévy kind, in the one-dimensional case, are characterized by probability distributions $p(x, t)$ whose Fourier transform in the symmetric case reads

$$\hat{p}(k, t) = \exp(-b|k|^\alpha t), \quad (8)$$

where α is the Lévy index ranging, in principle, in the interval $0 < \alpha \leq 2$, and b denotes the diffusion intensity. The inverse Fourier transform of $\hat{p}(k, t)$ of Eq.(8) is characterized by the tail [13]

$$\lim_{|x| \rightarrow \infty} p(x, t) \propto \frac{t}{|x|^{1+\alpha}}, \quad (9)$$

which would lead immediately to the anomalous entropy index

$$q = 1 + 1/(1 + \alpha). \quad (10)$$

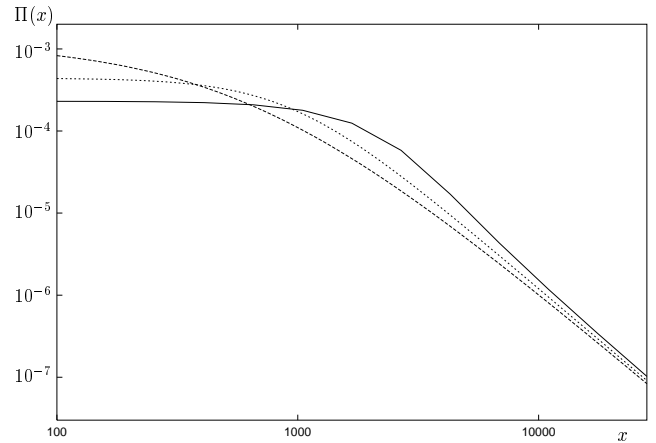


FIG. 1. Comparison of a Lévy distribution (solid line) with distributions obtained by maximizing Tsallis entropy (dashed lines). The Lévy curve is obtained by the inverse Fourier transform Lévy characteristic function with $\alpha = 1.5$, $b = 4.4 \cdot 10^4$. The asymptote is proportional to $1/x^{2.5}$. The long-dashed line comes from Eq. (6) with the constraint on the first moment ($\tilde{b} = 0.004$, $q = 1.4$). The short-dashed line comes from Eq. (7) with the constraint on the second moment ($\tilde{b} = 1.4 \cdot 10^{-6}$, $q = 1.8$). The values of the parameter \tilde{b} are selected, in both cases, so as to fit the asymptotic behavior of the Lévy distribution. This constraint results in significant departures from the Lévy distribution at small and intermediate distances.

We have to stress, however, that except for the case $\alpha = 1$, corresponding to the ballistic limit, the central part of the distribution produced by the Lévy process of Eq.(8) cannot be expressed in an analytical form and can significantly depart from the analytical form of both Eqs.(6) and (5). The adoption of the prescription of Eq.(7) is expected to yield better agreement, but, as we shall see subsequently, it does not seem to be compatible with the nature of the dynamical approach to equilibrium. In Fig.1 we compare the Lévy distribution to both the prediction of Eq.(6) and Eq.(7) and find that there exists a significant disagreement between Tsallis and Lévy statistics, even though some authors [5] refer to them as equivalent. In this paper we focus our attention on the

origin of the difference between the two kinds of statistics. Our dynamic approach leads to a form of equilibrium that is stable, in the sense of the Lévy-Gnedenko theorem [14], while the generalized canonical equilibrium of Eq.(5) is not. This is evident in the free case, due to the difference between the Tsallis and the Lévy structure. In Section III we prove that this is so also in the presence of a feedback with the system of interest of the generator of fluctuations.

B. From dynamics to thermodynamics

We are convinced that there are no incontrovertible reasons why the canonical distribution should be the unique form of thermodynamic equilibrium, and on this issue we essentially agree with the point of view of Rajagopal and Abe [6]. However, we are equally convinced that the generalized canonical form of Eq.(5) does not satisfy the stable conditions necessary for Lévy statistics, and the results of the present paper can be thought of as providing plausible evidence of that. To substantiate this view with dynamical arguments, it is convenient to concisely review the results of an earlier work [15].

The ambitious purpose of this earlier work was that of reversing the path from thermodynamics to mechanics established by Boltzmann. The main idea behind Ref. [15] is as follows. The Fokker-Planck equation is a well-known description of the evolution of the probability density in phase space. Many attempts have been made in the literature to derive this equation [16–20]. However, all these attempts rest on the assumption that the bath, responsible for the Brownian behavior of the particle of interest, is given by a set of harmonic oscillators. This means that a statistical assumption must be made on the initial condition of the bath, which is arbitrarily given a canonical equilibrium distribution, corresponding to a given temperature T of the thermal bath.

Consequently, this kind of approach to Brownian motion is only partially dynamical, since significant use is already made of statistical mechanics, and thus of thermodynamics [21]. The authors of Ref. [15] adopted a totally different approach. They assumed that a given oscillator, playing the role of a stochastic Brownian particle, interacts with another Hamiltonian system, which should play the role of a bath. They called this second system a *booster*, to stress that the ensuing approach has to rest only on the dynamical properties of this kind of bath, with no use whatsoever of thermodynamical arguments. After establishing the dynamical conditions ensuring the validity of the Fokker-Planck equation, it is found that the oscillator of interest reaches a canonical equilibrium distribution. Due to the nature of the procedure adopted the width of this canonical distribution depends only on the parameters of the Hamiltonian system under study. Consequently, it is possible to derive a mechanical expression for temperature. This is the key

result of Ref. [15], which reads

$$k_B T = \left[\frac{\partial}{\partial E} \ln A(E) + \frac{\partial}{\partial E} \ln \{ \langle \xi^2 \rangle_{eq} \text{Re}[\hat{\Phi}_\xi(\omega)] \} \right]^{-1}. \quad (11)$$

Note that ξ denotes the *doorway* variable, namely the variable of the booster through which the interaction between the booster and the oscillator of interest is established. The symbol $\hat{\Phi}_\xi(\omega)$ denotes the Laplace transform of the correlation function of ξ evaluated at the oscillation frequency of the oscillator. The structure of this expression reflects the application of linear response theory [15]. The correlation function whose Laplace transform is in Eq. (11) is evaluated assuming the booster to be in a micro-canonical equilibrium with energy E and this condition is not affected by the interaction with the oscillator. The symbol $A(E)$ denotes the number of states of the booster in the same physical condition, and, consequently, obeys the ordinary prescription [22]

$$A(E) \propto E^{N/2}, \quad (12)$$

where N is the number of degrees of freedom in the booster.

The authors of Ref. [15] note that for $N \rightarrow \infty$,

$$\frac{\partial}{\partial E} \ln \{ \langle \xi^2 \rangle_{eq} \text{Re}[\Phi_\xi(\omega)] \} \ll \frac{\partial}{\partial E} \ln A(E). \quad (13)$$

This means that in the limiting case of infinitely many degrees of freedom the predictions of Boltzmann are recovered: $1/(k_B T) = \frac{\partial}{\partial E} \ln A(E)$. Note that the condition of Eq.(13) holds true if the doorway variable ξ depends on a number of particles which is kept fixed with $N \rightarrow \infty$. In other words, the condition of Eq.(13), or equivalently, Boltzmann's principle, rests on an interaction condition, which is crucial for the extensive statistical mechanics perspective to apply.

Let us see this aspect in detail. In Ref. [15] the booster is the well known Fermi-Pasta-Ulam (FPU) system [23]. This is a chain of particles interacting with one another via nonlinear interactions. Let us consider two opposite conditions. In the former, which is the one adopted in Ref. [15], the oscillator of interest interacts only with the first particle of the FPU chain. In the latter the oscillator of interest interacts with all the particles of the FPU chain, with interaction strength of comparable intensities. The former condition refers to a short-range interaction, confined to the positions of the oscillator of interest and to the first particle of the FPU chain. In the latter condition, the interaction extends over the whole FPU chain. It is evident that the former condition fits the inequality of Eq.(13), whereas the latter does not. This means that the latter condition results in a non-extensive form of dynamics, with a consequent breakdown of the prescriptions of ordinary statistical mechanics. The former condition, on the contrary, for $N \rightarrow \infty$, recovers

ordinary statistical mechanics. This suggests that the dynamical corrections to the Boltzmann principle, recorded in Ref. [15] for relatively small values of N , are a manifestation of incipient non-extensive statistical mechanics, and so are very close to the breakdown of the Fokker-Planck treatment on which the analysis Ref. [15] rests. Note that when we assign to the oscillator of interest a very low frequency, compared to the booster frequencies, the quantity $Re[\Phi_\xi(\omega)]$ turns out to virtually coincide with the time scale T_{micro} of the variable ξ , defined by

$$T_{micro} \equiv \int_0^\infty \Phi_\xi(t) dt < \infty. \quad (14)$$

Herein we focus our attention on the case where

$$\lim_{t \rightarrow \infty} \Phi_\xi(t) = \text{const}/t^\beta, \quad (15)$$

with

$$0 < \beta < 1. \quad (16)$$

The inverse power law form of the correlation function means that we select time memory as the source of violation of extensivity, rather than long-range spatial interactions. The parameter T_{micro} denotes the correlation time of the fluctuating variable ξ . Here we consider the dichotomous case, where the variable ξ has two distinct values, W , and $-W$, with fluctuating time durations. The correlation function $\Phi_\xi(t)$ is proven [24] to be proportional to the second time derivative of the distribution of waiting times in the two states of the variable ξ . This function, as we shall see in Section IC, depends on another time, \bar{T} , as well as on β .

In conclusion, the work of Ref. [15] establishes the dynamical conditions necessary to derive canonical equilibrium. The authors prove that canonical equilibrium implies an interaction with a booster with a finite time scale and a short-range interaction. We can also observe that in this case the use of dynamical arguments yields the same conclusions as the very simple argument based on the law of large numbers. The advocates of the law of large numbers for the foundation of statistical mechanics [25] might judge the dynamical perspective to be of limited use. We prefer to interpret the conclusion of Ref. [15] as proof that in the extensive case the canonical distribution description of thermodynamic equilibrium is unique. The numerical work of Ref. [15] shows that it is very difficult to detect the dynamical corrections to the Boltzmann principle illustrated by Eq.(11) from within an extensive perspective. This is so because the dynamical corrections become significant when the booster is small, and, as clearly pointed out by the recent work of Gross [26], a small system is essentially non-extensive. Thus, the numerical findings of Ref. [15] refer to a condition very close to the breakdown of the extensive condition and consequently of the canonical equilibrium on which Eq.(11) rests. This means that the dynamical approach can be of great utility. In the case of non-extensive

statistical mechanics, the dynamic approach is probably the only non-ambiguous way to address the subtle issues posed by the entropic and probabilistic methods.

C. Stochastic dynamics

In this section we explain the nature of our dynamical approach to the non-canonical equilibrium distribution. This approach rests on a stochastic method adapted to the need of realizing a dichotomous variable ξ with the two possible values, W and $-W$, and with the waiting time distribution

$$\psi(t) = \frac{(\beta\bar{T})^{\beta+1}(\beta+1)}{(\beta\bar{T}+t)^{2+\beta}}, \quad (17)$$

where β ranges in the interval of Eq.(16). Note that the parameter \bar{T} is of crucial importance to define the time scale of our process and corresponds to the mean residence time in either of the two states of the velocity variable ξ . In accordance with the prescriptions of Ref. [24] this waiting-time distribution yields the kind of correlation function $\Phi_\xi(t)$ that we plan to study herein (see Eq.(15)). In fact, as shown in Ref. [24], the form of Eq.(17) yields the correlation function

$$\Phi_\xi(t) = \frac{(\beta\bar{T})^\beta}{(\beta\bar{T}+t)^\beta}, \quad (18)$$

fitting the asymptotic time limit of Eq.(15). This condition can be considered as the natural one-dimensional counterpart of the two-dimensional billiards of Zaslavsky [27]. From this point of view, our commitment to the adoption of a merely dynamical approach is not broken, since the stochastic approach that will be adopted in Sections II and III is statistically equivalent to the adoption of the intermittent map of Ref. [28], on which the theoretical work of Ref. [10] is based.

We stress that the equivalence between a dynamical map and a stochastic process is the reason why contact can be established between the dynamical and the entropic approaches. In fact, as shown in Ref. [10] the non-extensive Tsallis entropic indicator serves the purpose of guessing the most convenient form for the transition probability $\Pi(x)$, which is then related to the waiting-time distribution $\psi(t)$ through the basic property

$$\Pi(x) = \frac{1}{2}\psi(x/W)/W. \quad (19)$$

The factor of 1/2 takes into account that the probability of making the jump x is equal to that of making the jump $-x$, namely, the jump in the opposite direction. The authors of Ref. [10] show that the left-hand term of this equality, Eq.(19), can be predicted using entropic arguments, while the right-hand term of the same equation is dictated by dynamical arguments based on the intermittent map of Ref. [28]. These dynamical arguments are

supplemented by the assumption of random injection of the trajectory from the chaotic into the laminar region of the intermittent map, an argument leading to an analytical prediction for $\psi(t)$ in complete agreement with the numerical observation of dynamics [28].

The earlier work of Ref. [10] established that the adoption of the method of entropy maximization applied to the non-extensive entropy of Eq.(2) results in a form of $\Pi(x)$ which is compatible with the birth of Lévy statistics. However, the $\Pi(x)$ thus derived is not the equilibrium distribution of the variable x . Rather it is the probability for the random walker to make a jump of length $|x|$. This is a stationary property determined by the special kind of booster here under study. The ensuing diffusion process yields a Lévy form as a result of the Lévy-Gnedenko theorem [14]. As shown in Fig. 1, the shape of this distribution departs from the form of the generalized canonical distribution of Eq.(5), even if we adopt the constraint on the second moment, in spite of the fact that it does not fit the nature of the dynamical approach here illustrated.

To account for this discrepancy we might make the conjecture that the comparison between the Lévy statistics and the Tsallis generalized canonical distribution is not appropriate. The former refers to a diffusion process, and the latter to an allegedly equilibrium condition. Actually, after exploring this possibility we shall conclude that the latter, at least in the case of the dynamic model of the present paper, cannot reflect an equilibrium property. However, at the present stage, we are forced to develop a picture comparable to that of the earlier work of Ref. [15]. We have to study a case where the variable x not only undergoes the influence of the diffusion producing fluctuations, but it produces a feedback on its own “bath”, balancing the diffusion process, so as to create an equilibrium condition. This is the condition to compare to the generalized canonical distribution of Eq.(5). In other words, to address, from a dynamical perspective, the issues recently dealt with by Rajagopal and Abe [6] we cannot disregard the feedback from the system to the “bath.”

D. Purpose of the present paper

At this stage it is much easier for us to illustrate the main purpose of the present paper. We want to explore a condition where the booster does not fulfill the key condition of Eq.(14), that is, the microscopic relaxation time diverges, and we want to assess whether or not this divergence leads to the generalized canonical distribution of Eq.(5). We aim at answering the question: Which is the form of the equilibrium distribution reached by the system of interest when the time scale of the *booster* is infinite?

To answer this question we do not adopt, as done in Ref. [15], a Hamiltonian approach. The latter approach

is difficult for obvious reasons. A numerical simulation check of the theoretical prediction would imply technical difficulties caused by the slowness of the booster itself. This means that the anomalous booster is replaced, as done in earlier papers [29,30], by a generator of a dichotomous fluctuation with an inverse power law distribution of waiting times. The essential ingredient of the approach of Ref. [15], not yet present in the dynamical derivation of a free Lévy diffusion, is a feedback of the diffusing variable on the generator of the fluctuations. This aspect has already been considered in the earlier work of Ref. [29]. However, in that paper the dynamical approach to the feedback was replaced by a phenomenological friction, which did not allow the authors of that paper to keep the promise of resting solely on dynamical arguments at any level. In conclusion, we adopt the program of Ref. [15], based on the observation of the fluctuation-dissipation process caused by the interaction of a particle with a booster having no finite time scale. The presence of feedback serves the purpose of balancing the diffusion process with dissipation so as to result eventually in an equilibrium condition.

With the program of Ref. [15] in mind, we have to refer ourselves to the correlation function, Eq.(18), with the index β fulfilling the condition of Eq.(16), and so implying the breakdown of the time scale separation between the macroscopic and the microscopic levels. The realization of the program of statistical mechanics requires an accurate definition of the process of memory erasure associated with the transition from one to the other velocity state [31]. This is more conveniently defined by the waiting-time distribution $\psi(t)$ of Eq.(17), than by the correlation function of Eq.(18). We see that even if the condition of Eq.(16) applies, the time $\bar{T} = \int_0^\infty t \psi(t) dt$ remains finite. Memory of microscopic dynamics is lost in times $t \gg \bar{T}$.

At this stage it is convenient to support our claim concerning memory erasure with arguments borrowed from the earlier investigation of Gaspard and Wang [32]. These authors studied the Kolmogorov complexity of the Manneville map and found that in the regime corresponding to the dynamical foundation of Lévy processes the Kolmogorov complexity is a linear function of time. This means that at a given time t the number of transitions M from the one to the other laminar region is given by $M \propto t/\bar{T}$. This means that for $t \rightarrow \infty$ the conditions for the realization of the generalized version of the central limit theorem are fulfilled, since the function defined by

$$p(x, M) \equiv \Pi(x) * \Pi(x) * \dots * \Pi(x) * p_{in}(x), \quad (20)$$

where the asterisk denotes a convolution, and for $M \rightarrow \infty$, Eq. (20) tends to the Lévy distribution. One might be tempted to make the conjecture that in the presence of feedback the number M cannot increase beyond some limit, and that equilibrium is reached with a relatively low value of M so as to allow the distribution to maintain the structure of a generalized canonical distribution \hat{a}

la Tsallis. In this paper we limit our analysis to the case where the linear response theory of Section III holds true. This forces us to adopt a feedback so weak that this possibility does not emerge from our simulations.

II. DYNAMICAL MODEL

The dynamical model studied here depends on a process of free diffusion with feedback, established through control of a dynamical parameter of the booster. This feedback process has the role of balancing diffusion so as to realize dynamically the equilibrium condition. We illustrate first the dynamical model used as the generator of free diffusion, then we show how the feedback is realized, and finally we illustrate the numerical technique adopted.

A. Free diffusion

Formally free diffusion is realized using the equation of motion

$$\frac{dx(t)}{dt} = \xi(t). \quad (21)$$

Here the dynamical variable $x(t)$ denotes either a spatial coordinate or a velocity. In the former case the variable $\xi(t)$ has to be considered a fluctuating velocity, while in the latter case it is regarded as a fluctuating acceleration. The results are equivalent, and the reader can adopt either of them, even if we consider $x(t)$ to be a spatial coordinate so as to make the connection with earlier work [10] more natural.

We assume the variable $\xi(t)$ to be dichotomous, namely, we shall assign to this variable only two distinct values, either W or $-W$. The motivation for this choice is not only simplicity, but also has to do with the main purpose of this paper, that of assessing the specific form the non-canonical equilibrium. Also, of course, and prior to this purpose, that of proving that deviations from canonical equilibrium can be generated as a consequence of the breakdown of the ordinary condition of time-scale separation between macroscopic and microscopic processes. In the limiting case where the variable $\xi(t)$ is Gaussian, and consequently produces a Gaussian equilibrium distribution [33], the resulting diffusion process is Gaussian and the final equilibrium distribution can turn out to be Gaussian as well [29], as a result of having established a seed of ordinary statistics at the microscopic level. For this reason the choice of microscopic statistics, departing from the ordinary statistical condition is crucial, and the adoption of the dichotomous assumption serves the purpose of eventually establishing a non-canonical equilibrium.

The variable $\xi(t)$ keeps one of the two possible values for times with a random duration. Thus, a statistical

treatment must be adopted and a waiting-time distribution $\psi(t)$ is used. The time intervals of sojourn in a given state are labelled by an integer index k running from 1 to $+\infty$. At the end of any sojourn the variable can either change its value, and thus make a transition from W to $-W$ or from $-W$ to W , or it can keep its original value. The probability of changing values and that of keeping the same value are equal, and thus equal to $1/2$. We can interpret the variable $\xi(t)$ as a function of the continuous time t by adopting the following prescription:

$$\xi(t) = \sum_k \xi_k \chi_{t_k, t_{k+1}}(t), \quad (22)$$

where the times t_k and t_{k+1} denote the beginning and the ending time of the k -th sojourn, respectively, and the values ξ_k are randomly assigned either the value W or the value $-W$ with equal probability and $\chi_{t_k, t_{k+1}}(t) = 1$ if $t_k \leq t < t_{k+1}$. The sequel of the times t'_k is fixed by the waiting time density distribution ψ , by selecting a given value τ_k , of the interval $[\tau_k, \tau_k + \epsilon]$, with $\epsilon \ll 1$ with the probability $\psi(\tau_k)\epsilon$. The waiting time distribution ψ is assigned an inverse power law form determined by the constraint of yielding the correlation function

$$\Phi_\xi(t) = \frac{(\beta\bar{T})^\beta}{(\beta\bar{T} + t)^\beta}, \quad (23)$$

where β is a positive number determining the integrability of the correlation function. If $\beta > 1$ the correlation function, Eq.(23), is integrable and the microscopic time scale

$$T_{micro} \equiv \int_0^\infty \Phi_\xi(t) dt = \frac{\beta\bar{T}}{\beta - 1} \quad (24)$$

can be defined. According to Refs. [34,24] the form of $\psi(t)$ is determined by that of $\Phi_\xi(t)$ through the relation

$$\psi(t) = \bar{T} \frac{d^2}{dt^2} \Phi_\xi(t), \quad (25)$$

which yields

$$\psi(t) = \frac{(\beta + 1)(\beta\bar{T})^{\beta+1}}{(\beta\bar{T} + t)^{\beta+2}}. \quad (26)$$

We note that the parameter \bar{T} appearing in both Eq.(23) and Eq.(26) is the mean sojourn time. Thus, in some sense, when the microscopic time of Eq.(24) becomes infinite, the role of the microscopic time scale is played by \bar{T} .

By integration of Eq.(21) we get

$$x(t) = \xi_n(t - t_{n-1}) + \sum_{k=0}^{n-1} \xi_k \tau_k, \quad (27)$$

where t is a time located in the interval $[t_{n-1}, t_{n-1} + \tau_n]$ with $t_{n-1} = \sum_{k=0}^{n-1} \tau_k$, in accordance with the earlier

prescriptions. Furthermore, the transition probability of Section IA is obviously related to the waiting time distribution by Eq.(19). Note that, as discussed in detail in Refs. [29,30,35], there are two distinct basins of attraction for the diffusion process resulting from the repeated occurrence of the transition process of Eq.(19), the Gauss basin for $\beta > 1$ and the Lévy basin for $\beta < 1$.

B. The booster linear response and the diffusion control

To control diffusion in such a way so as to generate a known equilibrium distribution we adopt a model based on replacing Eq.(21) with

$$\frac{dx(t)}{dt} = \xi_x(t), \quad (28)$$

which means that the motion of the fluctuating variable $\xi_x(t)$ also depends on the value of the dynamic variable x . We make the simplifying assumption that the *relaxation time*, or response time, of the booster, T_B , is shorter than that of the particle of interest, T_R , so as to ensure for the booster a *time dependent equilibrium condition* determined by the state of the system of interest. In other words, the booster is assumed to be in a condition of equilibrium determined by the variable x . As the variable x moves from an initial condition $x(0)$ out of equilibrium state, i.e. from a position larger than that fluctuations of x itself, to the final equilibrium, the booster correspondingly moves from an equilibrium to another equilibrium condition. All this is illustrated by the following mathematical arguments. These arguments do not aim at providing a rigorous mathematical treatment, but rather a heuristic treatment reflecting the physical condition that we are assigning to the booster.

To make the analysis in terms of a strictly stochastic process, we build up the following regularized process $\tilde{x}_{T_\rho}(t)$, defined by:

$$\begin{aligned} \frac{d\tilde{x}_{T_\rho}(t)}{dt} &\equiv \frac{x(t) - x(t - T_\rho)}{T_\rho} = \frac{1}{T_\rho} \int_{t-T_\rho}^t \xi_x(t') dt' \equiv \\ &\equiv \frac{1}{T_\rho} \int_{t-T_\rho}^t \xi_{\tilde{x}}(t') dt', \end{aligned} \quad (29)$$

where T_ρ is a regularization time and in the last equivalence it has been explicated the spatial dependence of the noise on \tilde{x} . This new process \tilde{x} has the characteristics of $x(t)$ in the mean, but its fluctuations are smoothed by using the temporal mean.

If the response time T_B of the bath is fast and if T_ρ is long enough, but always smaller than relaxation time T_R of the variable x , one can suppose that the phase space mean is almost equivalent to the temporal mean:

$$\frac{d\tilde{x}_{T_\rho}(t)}{dt} = \frac{1}{T_\rho} \int_{t-T_\rho}^t \xi_{\tilde{x}}(t') dt' \sim \langle \xi_{\tilde{x}} \rangle. \quad (30)$$

Now, assuming linear response is valid, the mean value of the thermal bath variable depends on \tilde{x} as:

$$\langle \xi_{\tilde{x}} \rangle = -\gamma \tilde{x}. \quad (31)$$

With the linear response hypothesis inserted into Eq. (30) the equation for the regularized process

$$\frac{d\tilde{x}_{T_\rho}(t)}{dt} \sim -\gamma \tilde{x}_{T_\rho}(t) \quad (32)$$

is obtained. The solution $\tilde{x}_{T_\rho}(t) = x(0)e^{-\gamma t}$ shows a relaxation toward the equilibrium $x \simeq 0$, on a time scale $T_R \simeq 1/\gamma$.

The analogy with a stochastic equation, such as the Ornstein-Uhlenbeck or its extension to Lévy noise [39], is completed by adding a fictitious stochastic noise $d\tilde{\xi}_{T_\rho}(t)$ in (32), that summarizes the fluctuations on the time scale T_ρ and that compensates for the approximation inserted into Eq. (30):

$$d\tilde{x}_{T_\rho}(t) = -\gamma \tilde{x}_{T_\rho}(t)dt + d\tilde{\xi}_{T_\rho}(t) \quad (33)$$

Hence, with the assumptions of linear response theory and relaxation times of the thermal bath faster than of that of the variable of interest (partial equilibrium), a diffusive process becomes an equilibrium process. We emphasize that the analogy (33) is true only if:

$$T_B \ll T_\rho \ll T_R = \gamma^{-1}. \quad (34)$$

By using this simplified analysis it is also possible to make qualitative predictions about the equilibrium distribution.

When $x \simeq 0$, the feedback $-\gamma \tilde{x}_{T_\rho}(t)$ can be neglected with respect to the fluctuations $\tilde{\xi}_{T_\rho}(t)$. This limit corresponds to free diffusion for which the central limit theorem (generalized or not) can be used. The distribution is Gaussian or Lévy's according to whether the correlation function is integrable or not.

When $|x| \gg 0$ the feedback term (31) prevails over fluctuations in Eq.(33). Then the dynamical variable is pushed back to values near the equilibrium $x \sim 0$ as an attractive field and, so, quenching the diffusion. This description corresponds, at least for the region $|x| \ll W/\gamma$, to what one could obtain if in Eq. (33) the fictitious noise $\tilde{\xi}_{T_\rho}(t)$ is simply stochastic [39].

The condition (31) is satisfied when the time evolution of ξ_x is replaced by the stochastic variable ξ_k appearing in Eq. (22) with the stochastic variable $\xi_k(x_k)$, which has two distinct values, with the same probability:

$$\xi_k(x_k) \equiv \begin{cases} W_+(x_k) = W - \gamma x_k \\ W_-(x_k) = -W - \gamma x_k \end{cases} \quad (35)$$

In the time scale T_ρ , we can replace the variable $\xi_x(t)$ of Eq.(28) with its average over the faster bath fluctuations, and thus with

$$\langle \xi_x \rangle = \frac{1}{2}[W - \gamma x - (W + \gamma x)] = -\gamma x. \quad (36)$$

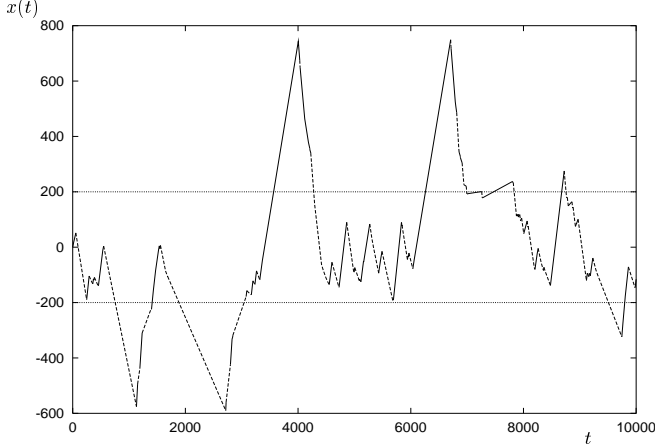


FIG. 2. Sample trajectory for the diffusion process with feedback defined in Eq. (28). The solid and dashed lines denote the states W_+ and W_- , respectively. See Eq. (35) for the definition of these two states. The two horizontal lines defining the central stripe correspond to the levels W/γ and $-W/\gamma$. The parameters used have the values: $\gamma = 5 \cdot 10^{-3}$, $W = 1$, $\beta = 0.5$, $\bar{T} = 50$.

In Fig. 2 we show a sample trajectory corresponding to the dynamic prescriptions of Eq. (35). In the lateral region, after the end of the state that has pushed the trajectory outside the central region, the slope assigned to the trajectory by the ensuing states have always the same sign, either negative, for the top region, or positive, for the bottom region. This is a consequence of the definition itself of side regions and central stripe, the former being those characterized by $|x| > W/\gamma$ and the latter referring $|x| < W/\gamma$. The final effect is that the trajectories that have exited the central region, are steadily brought back to it. We see that, on the contrary, in the central region the trajectory fluctuates back and forth more or less as it would do in the case of free diffusion. This is perhaps the intuitive reason why the linear response theory of Section III, referring to a central region of extremely large size, makes the system's statistics fall in the Lévy basin of attraction as it does in the free case [30].

C. Computer simulation

The computer simulations are done generating the trajectories of Eq.(27) with the assumption that the values $W_+(x_k) = W - \gamma x_k$ and $W_-(x_k) = -W - \gamma x_k$ have the same probability. The distribution of sojourn times in one of these two states is given by the function $\psi(t)$ of Eq.(26), which, in turn, is realized by a suitable nonlinear transformation of a variable with a uniform distribution in the interval $[0, 1]$ obtained by a standard routine for the generation of random numbers. It has to be pointed

out that the value of either $W_+(x_k)$ or $W_-(x_k)$ is determined by the value that the variable x has at the moment when a new state is established and it is kept fixed until the end of the sojourn in this state, namely its value is fixed in the interval $[t_k, t_{k+1}]$. Each trajectory is generated according to the integral of the equation (28) with the initial condition $x(0) = 0$ and it is observed until the time $T_f \equiv 20/\gamma \gg T_R$. At this time the value is recorded in the form of a histogram. The distribution of the variable x at this final time, assumed to correspond to equilibrium, is obtained by generating a sufficiently large number of trajectories and constructing a histogram.

III. THEORETICAL PREDICTION

We are now in a position to demonstrate that in the case of extremely weak feedback the resulting equilibrium distribution is Lévy. There are no compelling theoretical predictions in the case of strong feedback, except the heuristic arguments used in section I.

According to the strategy adopted in Ref. [15] the theoretical approach to friction implies the treatment of the response of the booster to an abruptly applied external perturbation. Using the notation adopted in Ref. [15] the solution to the equation of motion

$$\frac{\partial}{\partial t} \rho(\xi, t) = \Gamma(K) \rho(\xi, t), \quad (37)$$

where $\Gamma(K)$ denotes the operator driving the motion of the probability distribution $\rho(\xi, t)$ in the presence of a perturbation of intensity K . We assume that this operator can be expressed as the sum of an unperturbed and a perturbed part,

$$\Gamma(K) = \Gamma_0 + K\Gamma_1, \quad (38)$$

where Γ_0 denotes the operator driving the unperturbed motion of the variable ξ and $K\Gamma_1$ denotes the operator corresponding to the perturbation. The intensity of this perturbation can be freely changed by modifying the size of the parameter K . We apply the perturbation abruptly at time $t = 0$, to the booster, assumed to be in the equilibrium state, ρ_{eq} . The perturbation strength is assumed to be so weak as to make it possible to solve Eq.(37) at the first order perturbation,

$$\frac{\partial}{\partial t} \rho_1(\xi, t) = \Gamma_0 \rho_1(\xi, t) + K\Gamma_1 \rho_0, \quad (39)$$

where ρ_0 and ρ_1 denote the zero-th and the first-order distribution density, respectively. We assume that the system before the abrupt perturbation is in thermodynamic equilibrium. This means that we identify ρ_0 with ρ_{eq} , which is assumed to fulfill the following equation:

$$\Gamma_0 \rho_{eq} = 0. \quad (40)$$

The formal solution to Eq.(39) is

$$\begin{aligned}
\rho_1(\xi, t) &= K \int_0^t dt' \exp[\Gamma_0(t-t')] \Gamma_1 \rho_0(\xi, t') = \\
&= K \int_0^t dt' \exp(\Gamma_0 t') \Gamma_1 \rho_0(\xi, t-t') = \\
&= K \int_0^t dt' \exp(\Gamma_0 t') \Gamma_1 \rho_{eq}.
\end{aligned} \tag{41}$$

We assume that at equilibrium the mean value of ξ vanishes. As a consequence, Eq.(41) yields

$$\langle \xi(t) \rangle = K \int_0^t C(t') dt', \tag{42}$$

where

$$C(t) \equiv \langle \xi \exp(\Gamma_0 t) \Gamma_1 \rangle_{eq}. \tag{43}$$

This concise expression means a trace over ξ of the distribution obtained by applying to ρ_{eq} first the perturbation operator Γ_1 , then the unperturbed time evolution operator $\exp(\Gamma_0 t)$ and finally the variable ξ itself.

In the case of ordinary statistical mechanics one usually makes the assumption that the variable ξ has Gaussian statistics. This means a continuous variable driven by both the unperturbed stochastic environment and by the perturbation of intensity K . To define the action of the perturbation on the time evolution of the ξ -trajectory, let us switch off the influence of the stochastic environment. In this case the perturbation action would be expressed by $d\xi/dt = K$. Moving from the Heisenberg-like to the Schrödinger-like representation, we would obtain $\frac{\partial}{\partial t} \rho(\xi, t) = K \frac{\partial}{\partial \xi} \rho(\xi, t)$ which implies that the perturbation operator is

$$\Gamma_1 = \frac{\partial}{\partial \xi}. \tag{44}$$

Note that in the Gaussian case $\rho_{eq}(\xi)$ is a Gaussian distribution proportional to $\exp(-\xi^2/(2\langle \xi^2 \rangle_{eq}))$. Consequently $C(t)$ of Eq.(43) becomes

$$C(t) = \Phi_\xi(t). \tag{45}$$

Note that

$$d\langle x(t) \rangle / dt = \langle \xi(t) \rangle \tag{46}$$

and that, in the absence of perturbations, with all the trajectories starting at $x = 0$,

$$\langle x^2(t) \rangle_0 = 2\langle \xi^2 \rangle_{eq} \int_0^t dt' \int_0^{t'} dt'' \Phi_\xi(t''). \tag{47}$$

We adopt the subscript 0 to indicate that the time evolution of the second moment takes place in the absence of perturbations. Using Eq.(46), Eq.(47), and Eq.(42) supplemented by Eq.(45), and setting equal to zero an arbitrary integration constant so as to ensure a response proportional to the perturbation strength, we arrive at

$$\langle x(t) \rangle = K \langle x^2(t) \rangle_0 / (2\langle \xi^2 \rangle_{eq}). \tag{48}$$

This equation is a generalized Einstein relation [36], more recently discussed by Barkai and Fleurov [37].

It is evident that the ordinary condition, (48), cannot apply in the case here under study, corresponding to the conditions Eqs. (15) and (16). In fact, in this latter case the adoption of the ordinary linear response relation would yield an infinite current. Earlier investigation [38] has established that the ordinary linear response theory, breaks down, and a new form of linear response to perturbation shows up, which, however, cannot be expressed in terms of unperturbed dynamics. This means that the response depends on the dynamical model adopted and must be established through numerical integration.

In conclusion, using the strategy of Ref. [15] we find that in the presence of feedback the free diffusion process

$$dx/dt = \xi \tag{49}$$

must be replaced with

$$dx/dt = \langle \xi(t) \rangle_x + \xi, \tag{50}$$

where we have divided the current, in accordance with linear response theory into the sum of two terms. The zero-th order term is given by the fluctuation ξ assumed to be in the same unperturbed condition as in Eq.(49). The first-order term is $\langle \xi(t) \rangle_x$. Although the variable ξ sojourns for long times in one of the two-velocity states, we assume the feedback to be so weak as to be compatible with ξ making many jumps from one velocity state to the other while the value of the variable x remains essentially unchanged. On the other hand, setting [15]

$$K = -\Delta^2 x \tag{51}$$

where Δ^2 is a constant, we obtain

$$dx/dt = -\gamma x(t) + \xi(t), \tag{52}$$

and

$$\gamma = \Delta^2 \chi, \tag{53}$$

the susceptibility χ being defined by

$$\chi \equiv \int_0^\infty C(t) dt. \tag{54}$$

We are now in a position to address the problem under discussion here via three approximation steps:

(i) We replace Eq.(52) with

$$dx/dt = -\gamma x(t) + \eta(t), \tag{55}$$

where η is a Lévy noise [39]. This means that the variable η in one single time step produces jumps proportional to those produced by the variable ξ sojourning for a time $t = \eta/W$ in one of the two velocity states [29,30].

(ii) We make a numerical simulation of Eq. (52)

(iii) We make a completely dynamical treatment of the whole fluctuation-dissipation process.

We shall refer to approximation (i) as the *stochastic approximation*. The advantage of this approximation is that Eq.(52) is made equivalent to an equation studied years ago by West and Seshadri [39]. The stochastic force results in a phase space operator equivalent to a fractional derivative of order α , with

$$\alpha = \beta + 1. \quad (56)$$

Thus, it is possible to show [39] (see also Refs. [31,30] for a more recent discussion of the same problem) that the Fourier transform of the distribution density $\sigma(x, t)$, $\hat{\sigma}(k, t)$, reads:

$$\frac{\partial}{\partial t} \hat{\sigma}(k, t) = - \left(b|k|^\alpha + \gamma k \frac{\partial}{\partial k} \right) \hat{\sigma}(k, t), \quad (57)$$

which yields the following characteristic function

$$\ln \hat{\sigma}(k, t) = - \frac{(1 - e^{-\alpha \gamma t})}{\alpha \gamma} b|k|^\alpha \quad (58)$$

which for no dissipation has the familiar form

$$\lim_{\gamma \rightarrow 0} \ln \hat{\sigma}(k, t) = -tb|k|^\alpha. \quad (59)$$

However, asymptotically, in time we obtain the equilibrium condition

$$\hat{\sigma}(k, \infty) = \exp \left(- \frac{b|k|^\alpha}{\alpha \gamma} \right) = e^{-b_\gamma |k|^\alpha}. \quad (60)$$

The second equality defines the equilibrium parameter b_γ of the Lévy characteristic function. Approximation (ii) is referred to as the *dissipative Lévy walk*, and has already been discussed in an earlier work [29,30], where it was shown that in the limiting case of $\gamma \rightarrow 0$ leads to an equilibrium distribution equivalent to that of Eq.(60).

IV. THE NUMERICAL SIMULATION

An interesting result of the numerical simulation of the dynamical model is that the equilibrium distribution is not uniquely determined. The condition of weak feedback yields a distribution which has properties different from those of the equilibrium distribution stemming from the condition of strong feedback.

The numerical simulation of the dynamical model can be done both in the case of weak and strong feedback. Interesting new effects are revealed by the simulation of the case of strong feedback. However, these are left as a subject for future theoretical discussions. Here we illustrate only the simulation results concerning the case of weak feedback. According to the program of Ref. [15], we have developed a theory resting on the linear response theory, although in the non-conventional form of Section III, and

consequently on the assumption of a very weak feedback. Therefore, the simulation results here discussed refer to a case of feedback so weak as to ensure that the requirements of Section III are fulfilled.

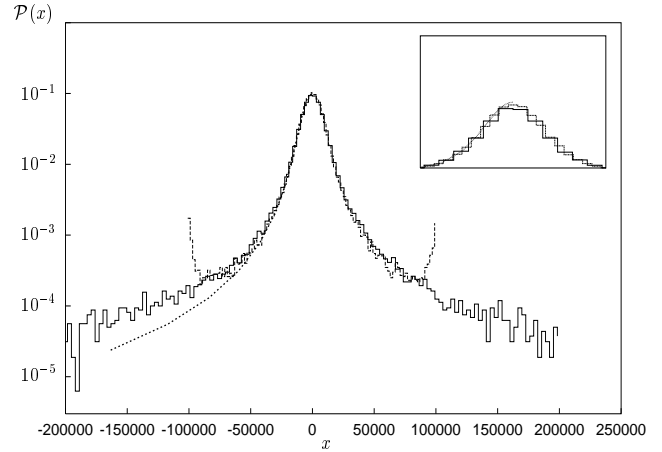


FIG. 3. The equilibrium distribution in the Lévy's basin of attraction. The full line histograms refer to the numerical simulation with $\beta = 0.5$, $\gamma = 10^{-5}$, $W = 1$, $\bar{T} = 50$. We set the bin size equal to 2000. The dashed line histograms illustrate the result of the numerical simulation of the dissipative Lévy walk of Eq. (52). The prediction of the stochastic approximation, or, equivalently, of the WS statistics, is denoted by means of the heavily dashed line. To make the figure less heavy we plot only the left part of the distribution predicted by the WS statistics. The WS equilibrium is obtained evaluating the inverse Fourier transform of Eq.(60) with $b_\gamma = 417771$, $\alpha = 1.5$ and $\gamma = 10^{-5}$. This is the value of b_γ that according to the theoretical prediction of Eq.(61) corresponds to the parameters of the dynamical treatment. The insert shows, for clarity, the enlarged portion of the figure corresponding to the x -axis interval $[-20000, 20000]$. The enlargement of the ordinates is done after conversion to a linear scale.

Fig. 3 refers to the Lévy basin of attraction. We notice that the dissipative Lévy walk results in pronounced peaks. These peaks are produced by the fact that the trajectories cannot overcross the values $x = \pm W/\lambda$. These peaks signal the region within which a good agreement among the fully dynamic treatment, the dissipative Lévy walk and the stochastic approximation is expected. Note that, as remarked in Section III, the stochastic approximation is equivalent to the equilibrium of the theory of West and Seshadri (WS) [39], where the parameter b_γ of Eq. (60) is calculated with the following formula [30]:

$$b_\gamma = \frac{W(\beta \bar{T} W)^\beta}{\gamma(\beta + 1)} \sin \left(\frac{\pi}{2} \beta \right) \Gamma(1 - \beta), \quad (61)$$

where \bar{T} and β are defined in Eq.(23) and $\Gamma(\cdot)$ is the Euler gamma function. We see that in the region enclosed by the peaks a very good accordance among these three distinct approaches is found indeed.

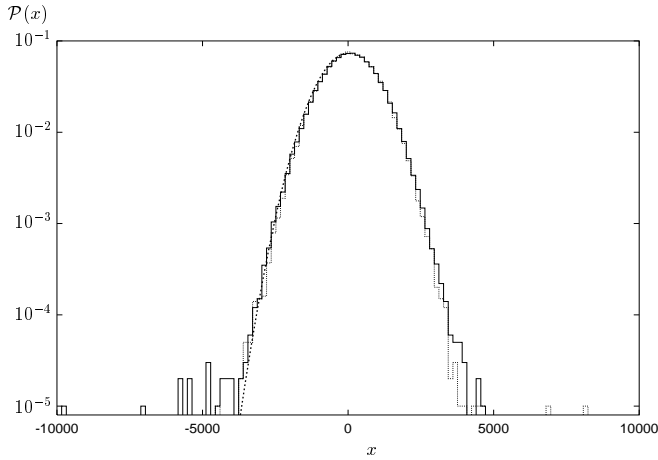


FIG. 4. The equilibrium distribution in the Gaussian basin of attraction. The full line histograms refer to the numerical simulation with $\beta = 3$, $\gamma = 10^{-4}$, $W = 1$, $\bar{T} = 50$. We set the bin size equal to 120. The dashed line histograms refer to the numerical solution of the Gaussian counterpart of Eq. (52). The heavily dashed line is the theoretical prediction of the Ornstein-Uhlenbeck process with $\sigma^2 = 7.5 \cdot 10^5$ calculated from Eq. (62). To make the figure less heavy we plot only the left portion of this theoretical prediction.

Fig. 4 illustrates the situation in the Gauss basin of attraction. In this case the side peaks of the dissipative walk disappear. The counterpart of the WS statistics here is the Ornstein-Uhlenbeck statistics [39], already used in an earlier publication [30] to predict the form of equilibrium distribution in the Gauss basin of attraction. We use the same prediction where the variance σ^2 is:

$$\sigma^2 = \frac{\beta W^2 \bar{T}}{\gamma(\beta - 1)} \quad (62)$$

and we find that the agreement with the other two treatments is again very good.

We are convinced that the simulation results of Fig. 3 are a reliable numerical evidence of the fact that the dynamic approach to non-canonical equilibrium yields the analytical form proposed 18 years ago by West and Seshadri [39], here referred to as West-Seshadri (WS) statistics. However, Tsallis statistics and WS statistics have in common the analytical shape of the tails, which is an inverse power law. This might suggest that the accordance between our simulation results and Tsallis statistics is as satisfactory as, or more satisfactory than, the accordance with the WS statistics. We now show that it is not so, and that the accordance of our results with Tsallis statistics is much less satisfactory than with the WS statistics. According to the spirit of our dynamic approach, the comparison should be done with the Tsallis form of equilibrium corresponding to a constraint on the first moment of $|x|$. This would produce a more significant departure from the WS statistics, and from our simulation results, the WS statistics being, in fact, a Lévy form of equilibrium statistics. The reader can easily con-

vince him/herself about this property observing Fig 1. Thus, we decided to discuss the comparison between our simulation results and Tsallis statistics adopting a condition more favorable to the Tsallis statistics, namely, the analytical proposal of Eq.(7).

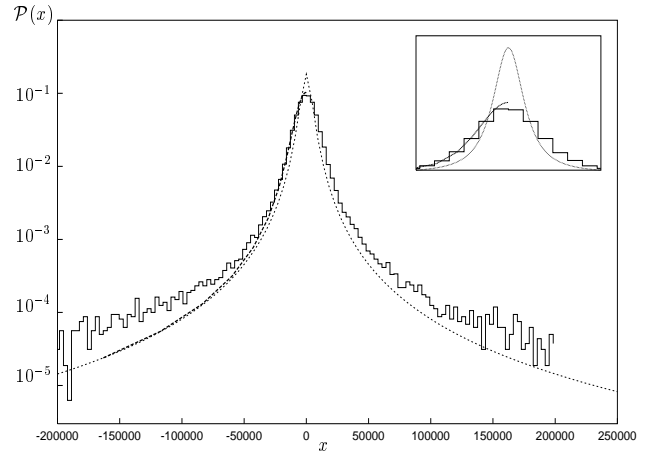


FIG. 5. Tsallis and WS statistics versus the numerical results. The WS equilibrium is denoted by the heavily dashed line and, as in Fig. 3, only the left part of it is illustrated. It corresponds to the inverse Fourier transform of the distribution of Eq. (60) with $b_\gamma = 417771$, $\alpha = 1.5$ and $\gamma = 10^{-5}$. The parameter b_γ was found as in Fig. 3. The Tsallis equilibrium, corresponding to the proposal of Eq. (7), is illustrated by the dotted line. The dotted line is plotted so as to coincide with the heavily dashed line in the region of large distances ($\tilde{b} = 6 \cdot 10^{-8}$, $q = 1.8$). The insert shows, for clarity, the enlarged portion of the figure corresponding to the x -axis interval $[-20000, 20000]$. The enlargement of the ordinates is done after conversion to a linear scale.

In Fig. 5 we establish an exact accordance between Tsallis and WS statistics in the region of large distances. We see that the WS statistical prescription yields a very satisfactory accordance with the results of simulation also in the central region, while the Tsallis non-canonical equilibrium does not. In Fig. 6 we organize the comparison in such a way as produce the best fitting between Tsallis statistics and our simulation in the central part of the equilibrium distribution. We see that this has the effect of making the discrepancy between Tsallis statistics and WS statistics much worse in the region of large distances. We see that our simulation results are much closer to the WS equilibrium than to the Tsallis equilibrium. We have to point out, furthermore, that the region of large distances of Fig. 6, where the Tsallis form of non-canonical equilibrium apparently yields a better agreement with our numerical results, is probably a non-stationary region, which depends on the observation time. We do not have yet any theory concerning this region but the result of the numerical observation. The numerical simulation shows that this region triggers non-stationary effects, due to the fact that the trajectories reaching large distances

from the central diffusion region, illustrated in Fig. 2, tend to escape forever. This escape process gives rise, in a time scale that becomes infinitely large upon decrease of the feedback strength, to a diffusion process, namely to a form of non-equilibrium distribution.

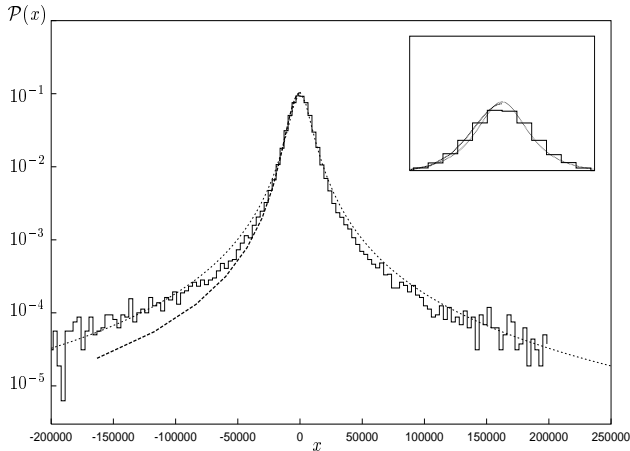


FIG. 6. Tsallis and WS statistics versus the numerical results. The WS equilibrium is denoted by the heavily dashed line and, as in Fig. 3, only the left part of it is illustrated. It corresponds to the inverse Fourier transform of the distribution of Eq. (60) with $b_\gamma = 417771$, $\alpha = 1.5$ and $\gamma = 10^{-5}$. The Tsallis equilibrium, corresponding to the proposal of Eq. (7), is illustrated by the dotted line ($\bar{b} = 2 \cdot 10^{-8}$, $q = 1.8$). The dotted line is plotted so as to get the best fitting with the heavily dashed line in the central region. The insert shows, for clarity, the enlarged portion of the figure corresponding to the x -axis interval $[-20000, 20000]$. The enlargement of the ordinates is done after conversion to a linear scale.

We are convinced that the WS is closer to the results of numerical simulation than the Tsallis non-canonical equilibrium. We see, however, that in the case of Fig. 6 the departure of the Tsallis prediction from the results of the numerical simulation is not so marked as to rule out this theoretical proposal. In conclusion, if we use only fitting arguments, we can select the constraint on the second moment rather than that on the first, as the adoption of theoretical arguments would suggest us to do. Eventually, the situation would appear as favorable to Tsallis statistics as illustrated in Fig. 6.

V. CONCLUDING REMARKS

The present paper is not just about obtaining the best fit to a numerical simulation. We aim at deriving equilibrium from dynamics with no use of thermodynamic arguments. The result of our investigation is that equilibrium is dictated by the WS statistics rather than by the Tsallis statistics. This yields a satisfactory agreement with the results of numerical simulation with no fitting parameters. The advocates of Tsallis statistics

might reach a result as satisfactory as that provided by the dynamic theory (even if we think that actually it is less satisfactory) only using fitting parameters. This paper results in two important facts. The first is a numerical simulation yielding a non-canonical equilibrium. The second is a theory to account for this non-canonical equilibrium. The theoretical arguments lead us to conclude that the non-canonical equilibrium must correspond to the WS statistics.

If only fitting arguments were to be used, it would be more difficult to make a choice between the Tsallis and the WS statistics. However, if we invoke also theoretical arguments, we find that no room is left for the Tsallis statistics in the case of the dynamic model studied in the present paper. At least within the range of this dynamic model, we show that the non-canonical equilibrium is possible in nature, but it must correspond to the theoretical proposal of West and Seshadri [39] rather than to the predictions of non-extensive thermodynamics [1]. It is interesting to remark that in the limiting case of very weak feedback our model becomes identical to the Lévy flights subject to the Hookean force of the recent work of Jespersen, Metzler and Fogedby [40], and that both models are equivalent to that originally studied by West and Seshadri [39]. Also these authors [40] found the Tsallis statistics to be incompatible with non-Gibbsian nature of the corresponding stationary solution.

In a lucid discussion Lebowitz [25] has recently restated the point of view of Boltzmann, establishing the microscopic origin of irreversible macroscopic behavior. In his view the adoption of the laws of large numbers is essential, and the role of deterministic chaos becomes important only if it applies to a macroscopic number of non-interacting particles. According to Lebowitz, mixing and ergodicity are notions that are “unnecessary, misguided and misleading.” In other words, this opinion reflects the conviction, mirrored by the handbooks of statistical mechanics, that the unification of mechanics and thermodynamics rests on the condition $N \rightarrow \infty$, where N denotes the number of degrees of freedom of the system under study. These statements do not, however, conflict with the results of Ref. [15] reported in Section IB. In fact, the signature of the dynamical origin of thermodynamics, as expressed by Eq.(11), is lost in the limiting case of the thermodynamic limit $N \rightarrow \infty$, thereby making the controversy between the advocates of mixing and the advocates of $N = \infty$ difficult, if not impossible, to substantiate with experimental arguments. This means, in other words, that the canonical equilibrium distribution can be derived using simple arguments, based only on probabilistic concepts and the law of large numbers, or, if we wish, also on the dynamical arguments of Ref. [15]. If the criterion of simplicity is adopted, one might be tempted to choose the former approach which leads to the wanted result with little or no effort, while the second approach yields the same conclusion after many complicated calculations based on assumed dynamical properties, that only in a few cases have been rigorously proved.

The present paper shows how to extend to the case of boosters with no finite time scale the program of Ref. [15]. In this new case the dynamical approach to equilibrium yields a non-canonical equilibrium which is that advocated many years ago by West and Seshadri [39]. As pointed out by the theoretical discussion of Section III, it must be remarked that Eq. (55), yielding the form of equilibrium of West and Seshadri, is the consequence of a form of linear response, departing from the traditional wisdom behind the generalized Einstein relation [36]. It is remarkable that the only plausible form of linear response, resting on dynamics, yields the same prescription as that suggested by a phenomenological approach. Thus, while we do agree with Rajagopal and Abe about the fact that the canonical equilibrium is not the only acceptable form of equilibrium, we depart from them on the specific form that this equilibrium will take, since, as we have seen in Section I A, the Lévy statistics must not be confused with the generalized canonical distribution of Tsallis.

-
- [1] C. Tsallis, J. Stat. Phys. **52**, 479 (1988).
 - [2] C. Tsallis, R.S. Mendes, and A.R. Plastino, Physica A **261**, 534 (1998).
 - [3] Nonextensive statistical mechanics aims at offering a theoretical framework for systems with long-range interaction, long-range memory, or fractal structure. For its application, see, for instance, Br. J. Phys. **29**, special issue (1999). A comprehensive list of reference is currently available at <http://tsallis.cat.cbpf.br/biblio.htm>
 - [4] D.B. Walton and J. Rafelski, Phys. Rev. Lett. **84**, 31 (2000).
 - [5] G. Wilk and Z. Włodarczyk, hep-ph/9908459
 - [6] S. Abe, A. K. Rajagopal, Phys. Lett. A **272**, 341 (2000).
 - [7] A. Katz, *Principles of Statistical Mechanics: the information theory approach*, Freeman, San Francisco (1967).
 - [8] C.Tsallis, R.S. Mendes and A.R. Plastino, Physica A **261**, 534 (1998).
 - [9] The rule prescribed by Ref. [8] refers to the case where x is the energy of the system. However, the approach adopted by these author rest on information theory [7], and for this reason we can apply it to any “stochastic” variable x , whatever is physical meaning.
 - [10] M. Buiatti, P. Grigolini, A. Montagnini, Phys. Rev. Lett. **82**, 3383 (1999).
 - [11] The dynamic approach to Lévy statistics [10] is based on the the equation of motion $dx/dt = \xi(t)$, where $\xi(t)$ is a stochastic variable with only two values, W and $-W$. The entropic argument is used to derive the waiting time distribution $\psi(t)$ with a constraint on the first moment of $t > 0$. Thus, the function $\Pi(x)$ is related to $\psi(t)$ by the key relation: $\Pi(x) = (1/2)\psi(|x|/W)/W$. Therefore, it is now evident that the dynamic approach to Lévy statistics implies a constraint on $|x|$.
 - [12] E.W. Montroll and M.F. Shlesinger, in *Nonequilibrium Phenomena II, “From Stochastics to Hydrodynamics”*, edited by J.L. Lebowitz and E.W. Montroll (North-Holland, Amsterdam, 1984).
 - [13] E.W. Montroll and B.J. West, in *Fluctuation Phenomena*, 2nd ed., edited E.W. Montroll and J.L. Lebowitz, Studies in Statistical Mechanics Vol. 7 (North-Holland, Amsterdam, 1987).
 - [14] B.V. Gnedenko and A.N. Kolmogorov, *Limit Distributions for Sums of Independent Random Variables*, Addison-Wesley Publishing Company, Cambridge.
 - [15] M. Bianucci, R. Mannella, B.J. West, P. Grigolini, Phys. Rev. E **51**, 3002 (1995).
 - [16] G.W. Ford, M. Kac, and P. Mazur, J. Math. Phys. **6**, 504 (1965).
 - [17] P. Ullersma, Physica (Utrecht) **32**, 27 (1966); **32**, 56 (1966); **32**, 74 (1966).
 - [18] P.E. Philipson, J. Math. Phys. **15**, 2127 (1987).
 - [19] D. Vitali and P. Grigolini, Phys. Rev. A **39**, 1486 (1989).
 - [20] K. Lindenberg and B. J. West, *The Nonequilibrium Statistical Mechanics of Open and Closed Systems*, VCH Publishers, New York (1990).
 - [21] See Lindenberg and West [20] for a complete review.
 - [22] K. Huang, *Statistical Mechanics*, John Wiley, New York (1987).
 - [23] E. Fermi, J. Pasta and S. Ulam, in *Collected Works of Enrico Fermi*, University of Chicago Press, vol. II, p. 978 (1965).
 - [24] P. Allegrini, P. Grigolini, and B.J. West, Phys. Rev. E **54**, 4760 (1996).
 - [25] J.L. Lebowitz, Physica A **263**, 516 (1999).
 - [26] D.H.E. Gross, E. Votyakov, cond.mat/9911257.
 - [27] G. M. Zaslavsky, *Physics of Chaos in Hamiltonian Systemson the Foundations of Statistical Physics*,Imperial College Press, London (1998).
 - [28] T. Geisel and S. Thomae, Phys. Rev. Lett. **52**, 1936 (1984).
 - [29] M. Annunziato, P. Grigolini, J. Riccardi, Phys. Rev. E **61** (2000) 4801.
 - [30] M. Annunziato, P. Grigolini, Phys. Lett. A **269** (2000) 31.
 - [31] M. Bologna, P. Grigolini, and J. Riccardi, Phys.Rev. E **82** , 6432 (1999).
 - [32] P. Gaspard, X.-J. Wang, Proc. Nat. Acad.Sci.USA **85**, 4591 (1988).
 - [33] M. Ferrario, P. Grigolini, A. Tani, R. Vallauri, B. Zambon,Adv. Chem. Phys. **62**, 225 (1985).
 - [34] T.Geisel, J. Helstab and H.Thomas, Z. Phys. B **55**, 165 (1984).
 - [35] M. Annunziato, Ph.D. Thesis, *unpublished*.
 - [36] J.P. Bouchaud and A. Georges, Phys. Rep. **195**, 127 (1990).
 - [37] E.Barkai and V.N. Fleurov, Phys. Rev. E **58**, 1296 (1998).
 - [38] G. Trefan, E. Floriani, B.J. West, and P. Grigolini, Phys. Rev. E **50**, 2564 (1994).
 - [39] B.J. West and V. Seshadri, Physica A **113**, 203 (1982).
 - [40] S. Jespersen, R. Metzler, H.C. Fogedby, Phys. Rev. E **59**, 2736 (1999).