

Persistence of Li Induced Kondo Moments in the Superconducting State of Cuprates

J. Bobroff¹, H. Alloul¹, W.A. MacFarlane¹, P. Mendels¹, N. Blanchard¹, G. Collin², J.-F. Marucco³

¹*Laboratoire de Physique des Solides, UMR 8502, Université Paris-Sud, 91405 Orsay, France*

²*LLB, CE-Saclay, CEA-CNRS, 91191 Gif sur Yvette, France*

³*LEMHE, UMR 8647, Université Paris-Sud, 91405 Orsay, France*
(to appear in Phys.Rev.Lett. 30 april Vol. 86 (2001))

Using ⁷Li NMR shift data, the anomalous local moment induced by spinless Li impurities persists below T_c in $\text{YBa}_2\text{Cu}_3\text{O}_{6+y}$. In the underdoped regime, the moments retain their Curie law below T_c . In contrast, near optimal doping, the large Kondo screening observed above T_c ($T_K = 135$ K) is strongly reduced below T_c as expected theoretically when the superconducting gap develops. The limited spatial extent of the induced moment (on 1st near neighbour Cu) is not drastically modified below T_c , which allows a comparison with STM determination of the local density of states. Our results constrain theoretical models of the impurity electronic properties.

The influence of impurities on superconductors has always been used as an effective probe of their actual properties. For example, while magnetic impurities are the most prominent s-wave pair breakers, any type of scattering is detrimental to d-wave superconductivity. To our knowledge, experimental investigation of the modifications of the magnetic properties of an impurity below the superconducting transition T_c has never been performed. Macroscopic *bulk* magnetic experiments are unadapted since the various contributions to the susceptibility cannot easily be singled out below T_c . *Local* measurements of the susceptibility of these moments using hyperfine techniques are in principle possible, but are usually prohibited by technical limitations, such as strong spin lattice relaxation effects for the impurity NMR.

Despite this experimental void, an extensive theoretical work has been devoted to this question in classical Fermi liquids [1] [2]. The behavior of the moment below T_c is predicted to depend both on the shape of the superconducting gap and on the Kondo temperature T_K of the moment in the normal state. T_K is a signature of the screening of the moment by the conduction electrons and is related to its coupling J to the carriers. The primary effect, anticipated, but not observed so far, is a reduction of the Kondo screening due to the pairing of the carriers. For small J , this results in a complete restoration at low T of the Curie susceptibility of the moment.

In cuprate superconductors, which are correlated electronic systems, the magnetic properties of impurities are more intricate. In the normal state, spinless impurities like Zn [3] [4] or Li [5] [6] substituted on the copper site of the CuO_2 planes induce a local moment in their vicinity. This moment extends essentially on the four Cu near neighbours (n.n.) of the impurity. Its static [5] and dynamic [6] susceptibilities exhibit a Kondo like behaviour with a large range of T_K values, which can be spanned by changing hole doping. *The effect of superconductivity on this moment addresses two issues: the persistence of magnetic correlations in the superconducting state, and*

the influence of d-wave pairing on the Kondo screening.

We present here the first measurements of the induced moment properties below T_c . they are performed using ⁷Li NMR since the transferred hyperfine couplings are weak enough that relaxation effects do not prohibit NMR spectroscopy of the moment. We propose a method to extract the susceptibility χ_{loc} probed at Li sites. This requires correcting the internal field seen by Li for screening and vortex effects due to superconductivity. It will then be shown that the Li induced moments survive below T_c and that T_K is strongly reduced. Furthermore, we will demonstrate that these induced moments remain confined primarily to the 1st n.n. coppers below T_c . Recent scanning tunneling microscopy (STM) experiments in the Zn substituted Bi2212 cuprate gave a measure of the local density of states (LDOS) in the superconducting state [7]. The STM data suggest the occurrence of a LDOS peak near the Fermi level on the Zn site and on the 2nd n.n. Cu. This location contrasts with our finding of a magnetic state located dominantly on the 1st n.n. Cu. The discussion of this discrepancy will lead us to favor theoretical models which incorporate the magnetic character of the impurity.

The Li substituted samples $\text{YBa}_2(\text{Cu}_{1-x_n}\text{Li}_{x_n})_3\text{O}_{6+y}$ are those used in [5]. The two batches with Li nominal concentrations $x_n = 1\%$ and 2% had an effective in-plane Li concentration of 0.85% and 1.86% per CuO_2 layer. Two oxygen contents were obtained from each batch corresponding to optimally ($y = 0.97$) and under- ($y = 0.6$) doped regimes. Their T_c were found to be 85.3 K and 79.5 K at optimal doping, and 41 K and 25 K for the underdoped materials. The sample crystallites were aligned along the c crystallographic axis with an applied field. This allows accurate NMR measurements performed in fields parallel to c ranging from 3 to 7 Tesla. Below T_c , NMR spectra are too broad for Fourier Transform spectroscopy and were then measured point per point by sweeping the frequency over a few hundreds of kHz [8].

In the superconducting state, the internal field B at

any point in the sample may differ from the applied field B_{app} due to large screening effects. NMR measurements of the spin contribution to the NMR shift, which is proportional to χ_{loc} are not straightforward. The spectral position ω^* of the NMR signal of a ^7Li nucleus is related to its NMR shift 7K by

$$\omega^* = \gamma(B_{app} + \delta B)(1 + ^7K) \quad (1)$$

with $\delta B = B - B_{app}$, and γ the nuclear gyromagnetic factor. An independent determination of the distribution of δB at Li sites is needed. We can use the fact that the average of δB is almost independent of B_{app} in a large range of fields. Indeed, the magnetization $M \propto \delta B$ has been measured to be flat from $B_{app} = 2$ to 12 Tesla in similar pure powder ceramics [10]. Measurements for two values of B_{app} yield both δB and K at the Li sites from Equ.1 applied to the peak position of the NMR.

Let us specify first how ω^* has been extracted from the NMR spectra such as those plotted in Fig.1. They consist of three lines at $\omega^* - \omega_c$, ω^* , and $\omega^* + \omega_c$, due to the quadrupolar splitting of the $I = 3/2$ Zeeman transitions by the electric field gradient (EFG) at the Li site. The quadrupolar frequency ω_c is proportional to the EFG in the direction c of B_{app} [5]. Above T_c , the two outer lines are broader than the central one due to a small distribution of ω_c (typically $\delta\omega_c/\omega_c \sim 10\%$). The other source of broadening, common to the three lines is the local distribution of hole content which induces a slight distribution of 7K . It scales with 7K and therefore increases with decreasing T . Below T_c the presence of pinned vortices induces a distribution of δB among Li nuclei, leading to an additional asymmetric broadening (Eq.1), as observed in Fig.1. The high frequency tail and the center peak of the line correspond respectively to Li sites in the vortex cores with $\delta B > 0$, and between vortices with $\delta B < 0$ [9]. We fitted the $T < T_c$ spectra using the $T > T_c$ shape convoluted by an asymmetric gaussian representing the δB distribution. The resulting values of δB using two measurements of the central line peak position ω^* are plotted in Fig.2 for optimal doping. The negative sign of δB confirms that *the susceptibility probed by the peak position ω^* is associated to Li defects between vortices in the bulk superconducting state.* At low T , the obtained $\delta B \simeq -30$ G is consistent with measurements by μSR or ^{89}Y NMR in pure compounds [11]. The T -dependence of δB originates from the T variation of the superconducting screening and of the field distribution in the vortex network. The data for $\delta B(T)$ has been fitted by a phenomenological power law corresponding respectively for $x_n = 1\%$ and 2% to $\delta B_{1\%} = -32(1 - (T/77)^2)$ and $\delta B_{2\%} = -26(1 - (T/60)^{1.5})$ in Gauss units. The decrease of δB with Li content can be explained by the concomitant increase of the penetration depth λ measured by μSR [12]. Above 77 and 60K respectively, we found $\delta B = 0$ within error bars (± 4 G). For optimally doped samples and applied fields of a few Tesla, it has been shown that the vortices are in a liquid state in our

range of temperatures below T_c [13] [14]. Each vortex is then moving much faster than the NMR timescale, which averages out both the broadening and the screening effects, leading to $\delta B = 0$. The exact determination of the melting temperature, which depends on B_{app} , x_n as well as on the sample microstructure, is beyond the scope of this work. In the underdoped compound, for $B_{app} = 7$ T and $T > 10$ K, the vortices should always be in the liquid state [14] [15]. Indeed we find that $\delta B = 0$ within experimental accuracy, so that no correction to ω^* was needed for such conditions.

Using this determination of δB in Eq.1, the shift 7K can then be safely extracted. As seen in Fig.1, this shift and therefore χ_{loc} are increasing with decreasing T below T_c . This is confirmed by systematic measurements of 7K for all concentrations of Li and oxygen dopings represented in Fig.3. A more compelling representation of the variations of 7K is obtained by plotting $1/(^7K - ^7K_0) \sim 1/\chi_{loc}$ versus T as done in Fig.4. 7K_0 is the T independent part of the shift and is measured from high T data to be much smaller than the observed variations of 7K . In this plot the Curie-Weiss law $^7K - ^7K_0 = C/(T + T_K)$, which represents χ_{loc} in the normal state is a straight line with slope C^{-1} which intercepts the horizontal axis at $-T_K$.

In the underdoped regime, from both Fig.3 and 4, no significant change occurs at T_c , i.e the almost perfect Curie law observed above $T = 80$ K is not affected by superconductivity and corresponds to $T_K = 2.8 \pm 1$ K [16]. To our knowledge, this is *the first measurement of χ_{loc} in a superconductor for moments appreciably coupled to the carriers.* In contrast we find a sharp increase of χ_{loc} below T_c at optimal doping, as seen in the lower panel of Fig.3. This increase is not expected for a usual Kondo impurity. This can be seen by comparing our data with a prototype of the Kondo susceptibility such as χ_{Fe} of Fe impurities in the dilute alloy **CuFe**. We have scaled the T variation of χ_{Fe} measured in [17] by a factor $T_K(\text{O}_7)/T_K(\text{CuFe}) \simeq 135/27.6 \simeq 4.9$ to fit the normal state data. One can obviously see in Fig.3 and 4 that the rescaled χ_{Fe} saturates at low T like χ_{loc} but at a much lower value (of about a factor three). The data for $\chi_{loc}(T < T_c)$ is better fitted by another scaling of χ_{Fe} also represented in Fig.3 and 4, leading to $T_K = 41 \pm 7$ K instead of 135 K above T_c . *The moments survive below T_c even at optimal doping. They still display a Kondo-like susceptibility with a weaker screening than in the normal state.* This value of T_K is consistent with the analysis of the specific heat measurements of Zn substituted YBaCuO₇ by Sisson *et al.* [18] who attributed the absence of a Shottky anomaly below T_c to Kondo screening of the Zn induced moments.

In the superconducting state of a Fermi Liquid, the decrease of the DOS at the Fermi level prohibits the development of the Kondo divergence near or below a critical coupling J_c . This is also true for d-wave superconductors for which the gap corresponds to a linear energy dependence of the DOS [1] [2], except at low T in the presence

of impurities. Qualitatively this explains the reduction of Kondo screening and T_K at optimal doping below T_c . Renormalization group numerical studies using a realistic set of parameters may quantitatively account for the behavior observed in Fig. 4 at optimal doping [2].

In the underdoped regime, the absence of detectable modification of χ_{loc} below T_c could result from the already small value of T_K found in the normal state. In contrast with optimal doping, any reduction of T_K below T_c cannot be observed in our experimental conditions where $T \gg T_K$. The low value of T_K already in the normal state could be explained by the occurrence of the pseudogap, similar to the effect of the superconducting gap at optimal doping. Both gaps display the same d-wave symmetry [19], and should lead to a reduction of T_K . However, the significant difference between the optimal and underdoped regimes in the apparent T_K (respectively 41 K and 2.8 K) in the superconducting regime remain to be understood.

Even though the above Fermi liquid picture explains the T behavior of χ_{loc} , it cannot account for the very existence of the moment induced by spinless impurities. This moment is the result of electronic correlations intrinsic to the pure cuprate. From NMR experiments performed in the normal state, this moment consists of a staggered AF state which extends on many lattice sites, but resides predominantly on the impurity 1st n.n Cu sites. The present experiment demonstrates that this is still true below T_c . At optimal doping, scaling with χ_{Fe} yields numerical values for the Curie term C of $5.1 \cdot 10^4$ K.ppm and $4.8 \pm 1.1 \cdot 10^4$ K.ppm above and below T_c respectively. These values are only 25% smaller than in the underdoped case. Hence C is almost unaffected either by superconductivity or hole doping. *Therefore the interaction with the charge carriers does not modify the effective moment on the 1st n.n. but merely induces a modification of Kondo screening.*

The measurements by STM on Zn substituted Bi2212 [7] also imply a small spatial extent of the impurity LDOS below T_c . This LDOS exhibits a narrow resonance peak at an energy of 1.5 meV (≈ 18 K) below the Fermi level. This energy scale is close to our T_K value, suggesting a common origin for the two phenomena. But the absence of LDOS on the 1st n.n. found by STM contrasts with our finding. Most computations of the LDOS can reproduce the symmetry of the observed STM pattern, but did not consider the existence of an induced magnetism [20] [21]. In order to explain altogether the magnetism and the STM experiments, we suggest two possible scenarii:

i) For an on site potential, some interpretations [20] predict a weak LDOS on the impurity site, and an enhanced LDOS on the 1st n.n., which might agree with NMR. If, as usually assumed, the tunneling is vertical from the Bi to the Zn site, this prediction would result in an observation of a large LDOS on the 1st n.n., in contrast with STM data. We suggest that the tunneling occurring through a BiO layer could have a much larger matrix element to the n.n. sites than to the one on the

vertical. This would yield an *apparent* LDOS on-site and on the 2nd n.n in the STM experiments [23].

ii) Let us assume that the perturbation induced by the impurity corresponds to a potential on its n.n. Cu. We can anticipate that calculations along the lines of [20], with a potential on a n.n. Cu, would induce an LDOS on the impurity and the 2nd n.n. Cu sites. The total *actual* LDOS would then be consistent with STM for a vertical tunneling. Polkovnikov *et al.* have done such a computation [22], which is furthermore the first realistic attempt to account for the magnetic properties detected by NMR. They introduced an extended moment on the four Cu n.n. sites, exchange coupled to the quasiparticles of the superconductor and could reproduce the spatial dependence of the LDOS observed by STM.

In conclusion our measurements show that the moment induced by spinless Li in the normal state of cuprates still exists in the superconducting state. When the Kondo temperature T_K is comparable to T_c , the Kondo screening is strongly reduced below T_c . This is consistent with computations made in a classical Fermi liquid in the presence of a d-wave gap. This reinforces the analogy of the magnetic behaviour with that of a classical Kondo effect.

We have found that the dominant magnetic contribution still resides on the 1st n.n. Cu of the impurity below T_c . Therefore the short range AF correlations remain in the superconducting state. The present work leads us to believe in a common understanding of the local magnetism and LDOS, in the spirit of [22]. Determination of the evolution of the LDOS with temperature and hole doping should help to establish the relationship between NMR and STM results. This would also constrain the theoretical models, which should in addition account for the low T magnetic susceptibility using the energy dependence of the LDOS.

We acknowledge N. Bulut, B. Coqblin, L. Fruchter, M. Flatté, M. Gabay, A. Georges, S. Haas, K. Ingersent, S. Sachdev, S.Senoussi, M. Vojta for fruitful discussions.

-
- [1] D. Withoff and E. Fradkin, Phys. Rev. Lett. **64**, 1835 (1990); L. S. Borkowski and P.J. Hirschfeld, Phys. Rev. B **46**, 9274 (1992); J. Low. Temp. Phys. **96**, 185 (1994); C.R. Cassanello, E. Fradkin, Phys. Rev. B **56**, 11246 (1997); M.E. Simon and C.M. Varma, Phys. Rev. B **60**, 9744 (1999)
 - [2] C. Gonzalez-Buxton, K. Ingersent, Phys. Rev. B **57**, 14254 (1998); K. Ingersent, private communication
 - [3] A.V. Mahajan *et al.*, Phys. Rev. Lett. **72**, 3100 (1994); Eur. Phys. J. B **13**, 457 (2000)
 - [4] P. Mendels *et al.*, Europhys. Lett. **46**, 678 (1999)
 - [5] J. Bobroff *et al.*, Phys. Rev. Lett. **83**, 4381 (1999)
 - [6] W. A. MacFarlane *et al.*, Phys. Rev. Lett. **85**, 1108 (2000)
 - [7] S.H. Pan *et al.*, Nature **403**, 746 (2000)

- [8] The equivalent measurement by sweeping the applied field is not possible here since the presence of frozen vortices makes the internal field insensitive to a change of the applied field [14].
- [9] E.H. Brandt and A. Seeger, *Advances in Physics* **35**, 189 (1986)
- [10] S. Senoussi *et al.*, *Phys. Rev. B* **53**, 12321 (1996) and private com.
- [11] S. E. Barrett *et al.*, *Phys. Rev. B* **41**, 6283 (1990); T.M. Riseman *et al.*, *Phys. Rev. B* **52**, 10569 (1995)
- [12] P. Mendels *et al.*, to be published.
- [13] A.P. Reyes *et al.*, *Phys. Rev. B* **55**, R14737 (1997)
- [14] J.E. Sonier *et al.*, *Phys. Rev. B* **61**, R890 (2000) and private communication
- [15] M. Andersson *et al.*, *Physica Amsterdam* **C332**, 86 (2000)
- [16] Measurements below T=15 K are not reported as the accuracy is reduced by the large broadening of the NMR line together with the overlap with a sharp line corresponding to Li near a chain site.
- [17] H. Alloul, *Physica Amsterdam* **86-88B**, 449 (1977)
- [18] D.L. Sisson *et al.*, *Phys. Rev. B* **61**, 3604 (2000)
- [19] A.G. Loeser *et al.*, *Science* **273**, 325 (1996)
- [20] M. I. Salkola, A. V. Balatsky, D. J. Scalapino, *Phys. Rev. Lett.* **77**, 1841 (1996); M. Flatté, *Phys. Rev. B* **61**, R14920 (2000)
- [21] S. Haas and K. Maki, *Phys. Rev. Lett.* **85**, 2172 (2000)
- [22] A. Polkovnikov, S. Sachdev, and M. Vojta, *Phys. Rev. Lett.* **86**, 296 (2001)
- [23] After electronic diffusion of our preprint we have been directed towards recent independent propositions that the tunneling through the BiO layer could give in STM an erroneous image of the spatial distribution of the DOS. See J-X. Zhu, C. S. Ting, *Phys. Rev. B* **62**, 6027 (2000); I. Martin, A.V. Balatsky, J. Zaanen, cond-mat/0012446

FIG. 1. ^7Li NMR spectra for $\text{YBa}_2\text{Cu}_3\text{O}_{6.97}$ with $x_n = 1\%$ obtained either by Fourier Transform or point by point. In the superconducting state 7K has been obtained after correction of demagnetization effects using Eq.1.

FIG. 2. Difference δB between applied and internal field on Li sites in optimally doped compounds deduced from measurements in $B_{app} = 3$ and 7 Tesla. Straight and dot lines are phenomenological fits given in the text.

FIG. 3. T variation of the ^7Li NMR shift 7K . The arrows indicate T_c in a 30 G applied field. For the underdoped $\text{O}_{6.6}$ sample, the full line is a Curie-Weiss fit with $C = 6.5 \cdot 10^4 \text{ ppm.K}$ and $T_K = 2.8 \text{ K}$. For the optimally doped $\text{O}_{6.97}$ samples, the prototype Kondo susceptibility of Fe in **CuFe** from Ref. [17] scaled to fit our data above (below) T_c is represented by a full (dashed) line.

FIG. 4. T variation of the inverse of $^7K(T) - K_0$ which represents the inverse of the local susceptibility χ_{loc} of the induced moments nearby Li. Solid triangles correspond to underdoped $x_n = 1\%$ $\text{YBa}_2\text{Cu}_3\text{O}_{6+y}$ while solid (empty) circles correspond to $x_n = 1\%$ (2%) at optimal doping. The fits with the **CuFe** Kondo susceptibility of fig.3 are plotted with the same symbols.

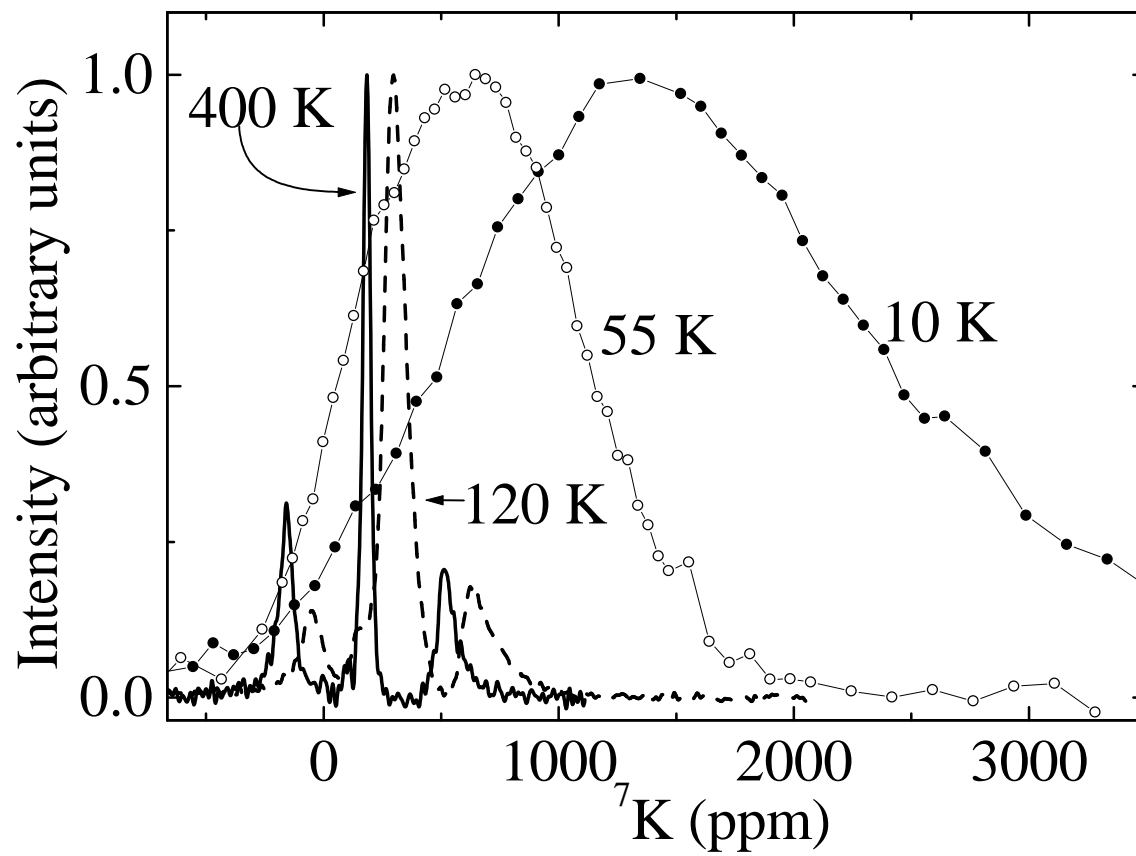


Figure 1 (Bobroff et al.)

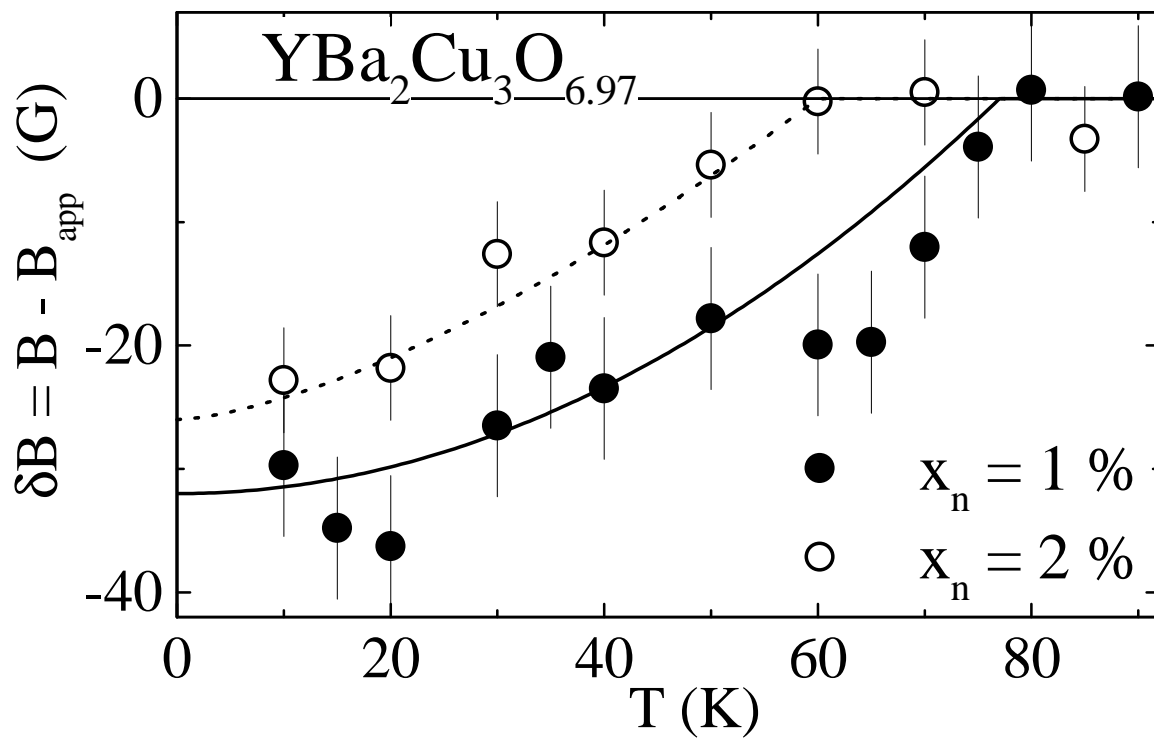


Figure 2 (Bobroff et al.)

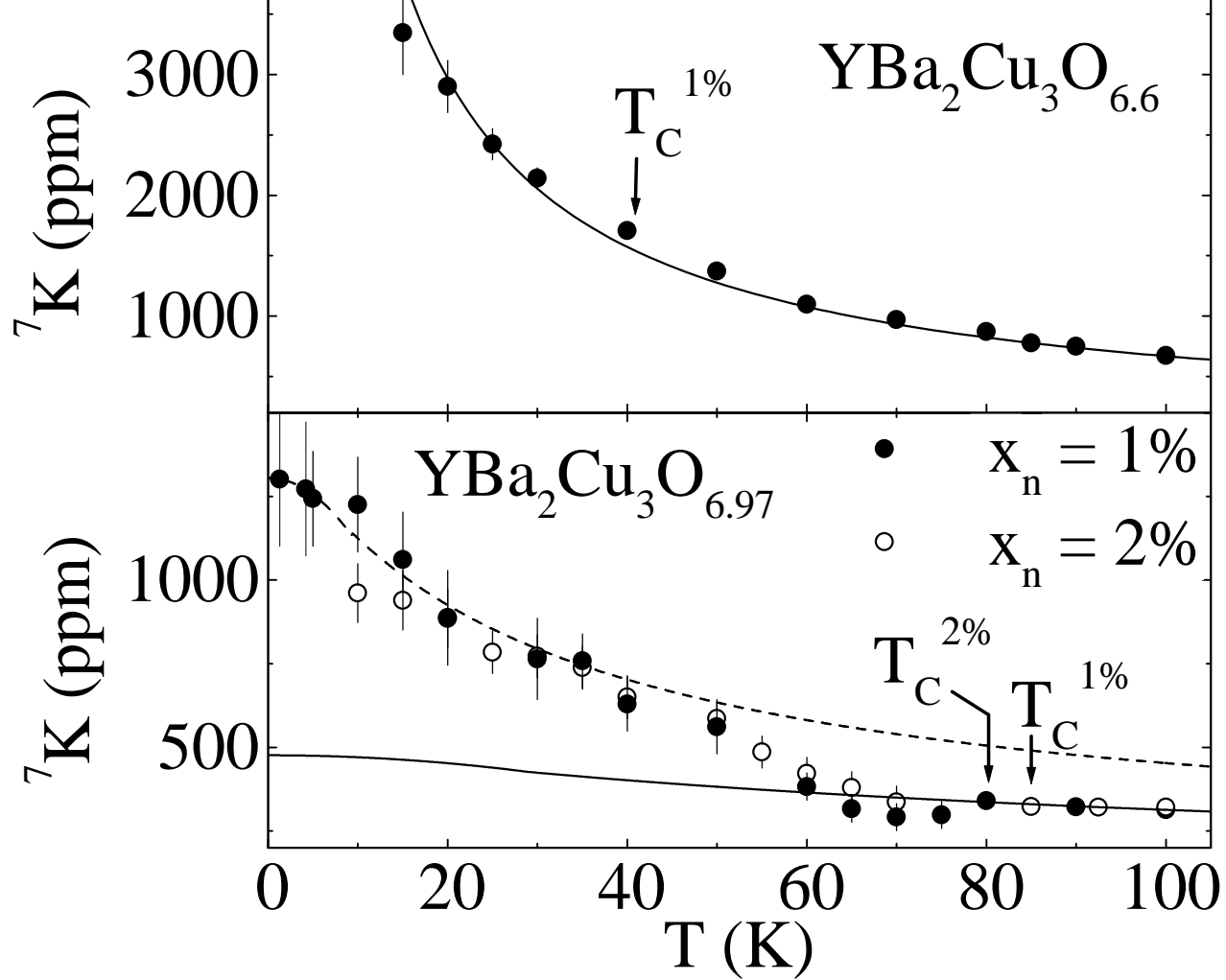


Figure 3 (Bobroff et al.)

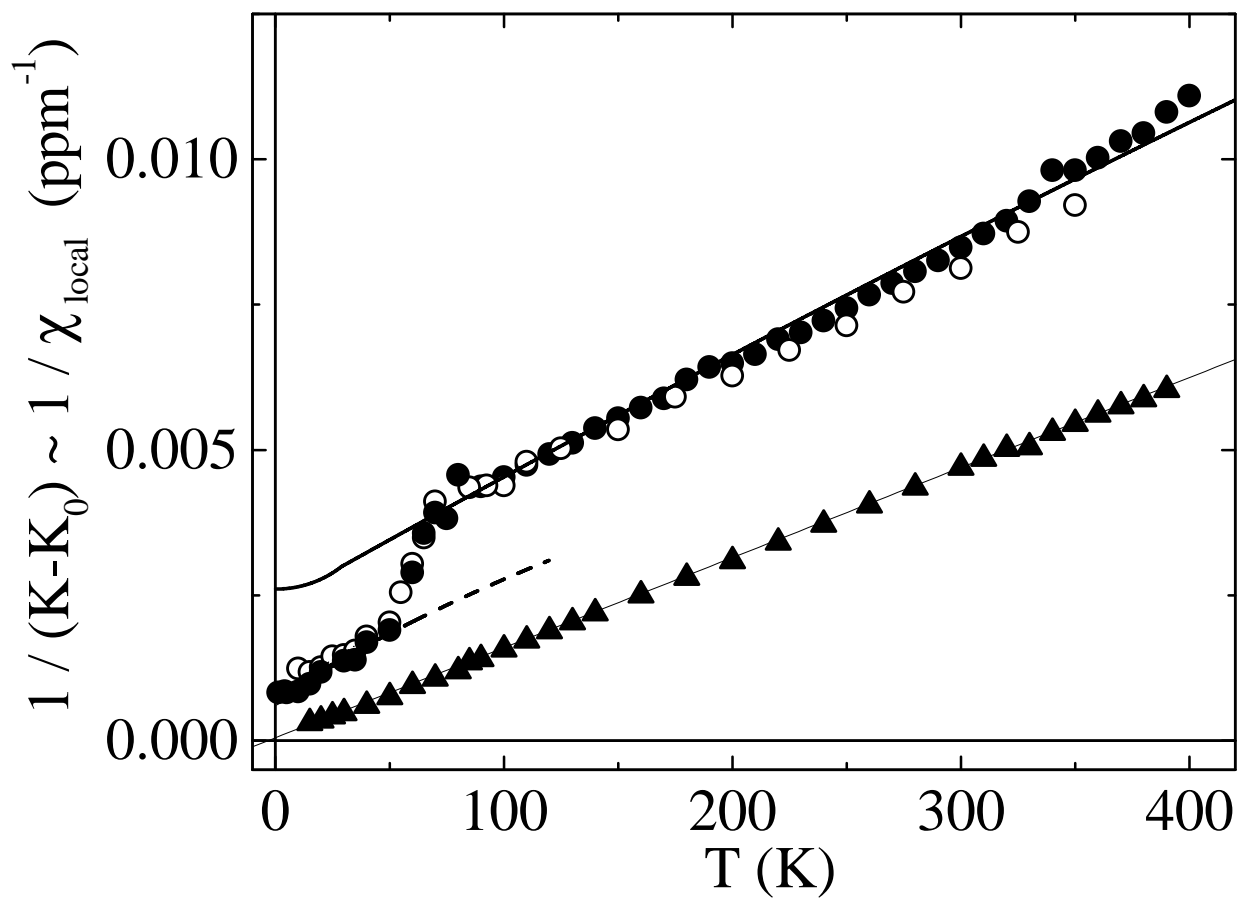


Figure 4 (Bobroff et al.)