

Influence of Capillary Condensation on the Near-Critical Solvation Force

A. Drzewiński¹, A. Maciolek², and R. Evans³

¹*Institute of Low Temperature and Structure Research, Polish Academy of Sciences, P.O.Box 1410, 50-950 Wrocław 2, Poland*

²*Institute of Physical Chemistry, Polish Academy of Sciences, Department III, Kasprzaka 44/52, PL-01-224 Warsaw, Poland*

³*H.H.Wills Physics Laboratory, University of Bristol, Bristol BS8 1TL, UK*

(November 17, 2018)

We argue that in a fluid, or magnet, confined by adsorbing walls which favour liquid, or (+) phase, the solvation (Casimir) force in the vicinity of the critical point is strongly influenced by capillary condensation which occurs below the bulk critical temperature T_c . At T slightly below and above T_c , a small bulk field $h < 0$, which favours gas, or (−) phase, leads to residual condensation and a solvation force which is much more attractive (at the same large wall separation) than that found exactly at the critical point. Our predictions are supported by results obtained from density-matrix renormalization-group calculations in a two-dimensional Ising strip subject to identical surface fields.

PACS numbers: 05.70.Jk, 64.60.Fr, 68.15.+e, 68.35.Rh

Finite-size contributions to the free energy of a fluid confined between two parallel walls, separated by a distance L , give rise to a force per unit area between the walls or an excess pressure which is termed the solvation force $f_{solv}(L)$ [1]. This force is, essentially, that which is measured in the surface force apparatus [2]. Theory predicts that at the critical point of a fluid the solvation force becomes long ranged as a result of critical fluctuations [3], a phenomenon which is a direct analog of the well-known Casimir effect in electromagnetism [4]. The existence of the long-ranged critical Casimir force should be common to all systems characterized by fluctuating quantities with external constraints [5]. As yet there has been no direct, unambiguous experimental verification of the critical Casimir effect in fluids [5], although recent experiments do provide indirect evidence for its existence [6]. One of the difficulties is that the predicted leading power law decay of the Casimir force at bulk criticality, $f_{solv}(L) \sim k_B T_c A_{12} (d-1) L^{-d}$, as $L \rightarrow \infty$, is for (bulk) spatial dimension $d = 3$, of the same form as the solvation force arising from dispersion forces. Moreover the amplitude in many systems may be much smaller than the corresponding Hamaker constant [5,7]. The Casimir amplitude A_{12} is a universal number, however, its value depends on the type of boundary conditions imposed on the two walls [5]. The most relevant for experiments on pure fluids or for binary mixtures are symmetry breaking boundary conditions, i.e., when the confining walls exert surface fields on molecules in the fluid. Here we exploit the mapping between fluids and the Ising model and consider Ising spin systems subject to identical surface fields $h_1 = h_2 > 0$. For these systems $f_{solv}(L)$ is expected to be attractive for all thermodynamic states. In $d = 2$, the Casimir amplitude is known exactly $A_{11} \equiv A_{++} = -\pi/48$ [8], whereas in $d = 3$ the most recent theoretical result is -0.428 [9] and the Monte Carlo estimate is -0.35 [10]. In this Letter we show that other, near-critical, thermodynamic states exhibit a sig-

nificantly stronger solvation force (for fixed, large L) than that found exactly at the bulk critical point, and we suggest that this has repercussions for experimental studies.

For Ising-like systems with $h_1 = h_2 > 0$ in vanishing bulk field $h = 0$, f_{solv} as a function of temperature attains a pronounced minimum *above* the bulk critical temperature T_c . The scaling function $W_{++}(y)$, defined by $f_{solv}/k_B T_c \equiv L^{-d} W_{++}(y)$, was determined by exact transfer matrix methods in $d = 2$ [11]. The minimum occurs when $y \equiv \tau(L/\xi_0^+)^{1/\nu} = 2.23$, or $L \sim 2.23\xi$, and the amplitude at this extremum is about 6.6 times the Casimir value $W_{++}(0) = A_{++}(d-1)$. Here $\tau \equiv (T - T_c)/T_c$ and $\xi = \xi_0^+ \tau^{-\nu}$ (with $\nu = 1$ in $d = 2$) is the bulk correlation length. In mean field the minimum occurs for $L \sim 3.7\xi$ and the amplitude is about 1.4 times $W_{++}(0)$ [10,12]. Borjan and Upton [13] have calculated $W_{++}(y)$ in $d = 3$ using local functional methods and they find the minimum at $L \sim 3.1\xi$, and the amplitude at the extremum is about 2.1 times $W_{++}(0)$. The bulk field dependence of the solvation force at $T = T_c$ is similar to the temperature dependence at $h = 0$, i.e., f_{solv} attains a pronounced minimum at some $h_{min} < 0$ [14,15]. In $d = 2$ the scaling function of f_{solv} with h was obtained using the density-matrix renormalization-group (DMRG) method. The striking feature is that at the minimum this function is about 100 times bigger than the Casimir amplitude [14]! In mean field it is about 10 times the Casimir value [15]. Thus, the solvation force is much stronger for states which lie slightly *off bulk coexistence*, with $h < 0$. In this Letter we investigate the origin of the very attractive solvation force and argue that in a fluid confined by identical, strongly adsorbing walls the form of the near-critical, long-ranged solvation force is strongly influenced by capillary condensation, i.e., the shift of the bulk first-order transition which occurs *below* T_c . Recall that for surface fields $h_1 = h_2 > 0$ and bulk dimension $d \geq 3$, two phase coexistence occurs in the confined system, with finite (large) L , along a line

$h_{co}(T)$ ending in a (capillary) critical point (h_{CL}, T_{CL}) . $T_{CL}(h_1)$ lies below T_C and $h_{CL}(h_1) < 0$ [16,17]. The coexistence (capillary condensation) line has a positive slope and is located at $h < 0$. f_{solv} exhibits a discontinuous jump on crossing the coexistence line and singular behaviour at (h_{CL}, T_{CL}) [1,17]; for $d \geq 3$ the capillary criticality corresponds to the $d-1$ universality class. The form of f_{solv} for $T > T_{CL}$ and $h < 0$ does not seem to have been investigated in any detail. We perform such an investigation for Ising films using the DMRG method. Although for bulk $d = 2$ systems there can be no true phase transition for finite L , there is still a line of sharp (very weakly rounded) first-order transitions in the Ising film ending in a pseudocritical point [18–20]. We determine this pseudocoexistence line and investigate f_{solv} for temperatures above the capillary condensation line and states approaching the bulk critical regime.

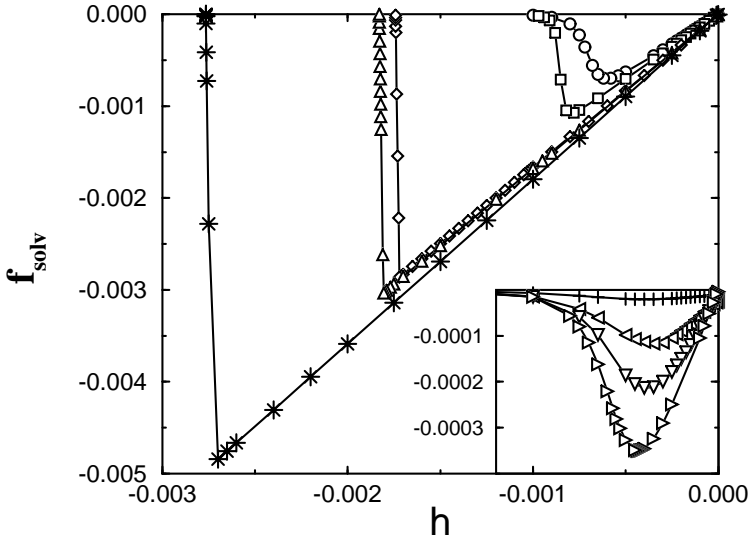


FIG. 1. Solvation force as a function of the bulk magnetic field h (both quantities in units of J) for an Ising strip of width $L = 200$, surface fields $h_1 = h_2 = 10$ and several reduced temperatures $\tau \equiv (T - T_c)/T_c \approx$: (+) 0.0135, (∇) 0.0063, (\triangledown) 0.0031, (\triangleright) 0.0, (\circ) -0.0063, (\square) -0.0126, (\diamond) -0.0505, (\triangle) -0.0546, and (*) -0.1011.

Consider a $d = 2$ Ising strip with L parallel rows subject to surface fields $h_1 = h_2 (\equiv h_L) > 0$ with the Hamiltonian H :

$$-H/J = \sum_{\langle i,j \rangle} \sigma_i \sigma_j + h \sum_i \sigma_i + h_1 \sum_i^{(1)} \sigma_i + h_L \sum_i^{(L)} \sigma_i, \quad (1)$$

where σ_i is a spin variable taking the value ± 1 and $J > 0$ is the coupling constant. The first sum runs over all nearest-neighbour pairs of sites while the last

two sums run, respectively, over the first and the L th row. h is the bulk magnetic field. The total free energy per site of this system can be written as $f(L, T, h_1, h) = f_b(T, h) + \frac{2}{L} f_w(T, h_1, h) + \frac{1}{L} f^*(L, T, h_1, h)$, where f_b is the bulk free energy, f_w is the L -independent wall tension at each wall, and $f^*(L)$ is the finite-size contribution to the free energy, which vanishes for $L \rightarrow \infty$. All energies are measured in units of J , temperature in units of J/k_B and the width L in units of the lattice constant a . The solvation force for our system is defined as $f_{solv} = -(\partial f^*/\partial L)_{T, h_1, h}$. We calculate f_{solv} using the recently developed, very accurate DMGR method, which provides an efficient algorithm for the construction of the effective transfer matrix for large systems [21]. A great advantage of this method is that it works equally well for $h \neq 0$, for which no exact solutions are available, as for $h = 0$. The total free energy f is obtained from the leading eigenvalue Λ_0 of the effective transfer matrix which in the DMRG method is calculated numerically [14]. By calculating the excess free energy per unit area $f_{ex}(L) \equiv (f - f_b)L$ at $L_0 + 2$ and L_0 we obtain f_{solv} by a finite difference. Figure 1 summarizes our results for f_{solv} in a film of width $L = 200$ and $h_1 = 10$, conditions which pertain to the infinite surface field scaling limit [14]. f_{solv} is calculated as a function of h for several temperatures above and below T_c . For the three lowest temperatures shown we find a very weakly rounded jump of the solvation force from zero to a negative value. As mentioned earlier, a discontinuous jump is characteristic of the solvation force at a first-order capillary condensation phase transition [1,17]. At fixed large L and fixed temperature $T < T_{CL}$, f_{solv} should change abruptly from values appropriate to a spin down (-): $f_{solv}^- \approx 0$ to values appropriate to a spin up (+): $f_{solv}^+ \approx 2hm^*(T)$, where $m^*(T) > 0$ is the bulk spontaneous magnetization [22]. The calculated gradients of f_{solv} at the three lowest temperatures in Fig. 1 agree with the known values of $2m^*(T)$ to a relative accuracy of 10^{-4} . Coexistence is given by the Kelvin equation [22] which for the strong surface fields h_1 considered here takes the form $-h_{co}(T) \approx \sigma(T)/Lm^*(T)$, where $\sigma(T)$ is the interfacial tension between coexisting (+) and (-) phases. The presence of thick wetting films of + spin in the (-) phase gives rise to non-trivial corrections which shift the condensation line to larger values of $|h|$ [23]; nevertheless the Kelvin equation does predict the correct qualitative behavior of the condensation line at low temperatures. The Kelvin result implies $\Delta f_{solv} \equiv f_{solv}^+ - f_{solv}^- \approx 2h_{co}(T)m^*(T) \approx -2\sigma(T)/L$, i.e., the magnitude of the jump should decrease in the same fashion as the interfacial tension, as T increases at fixed L . Our numerical results confirm the predicted trend [24]. A second signature of capillary condensation is a discontinuous jump (see Fig. 2) of the total adsorption, $\Gamma = \sum_{l=1}^L \langle \sigma_l \rangle$, from negative values characteristic of a (-) phase, with wetting films of + spin, to posi-

tive values characteristic of a (+) phase condensing in the slit. The simple formula $\Delta\Gamma \equiv \Gamma^+ - \Gamma^- \approx 2Lm^*(T)$ [22] provides a good qualitative description of the jump $\Delta\Gamma$ obtained by DMRG for the three lowest temperatures.

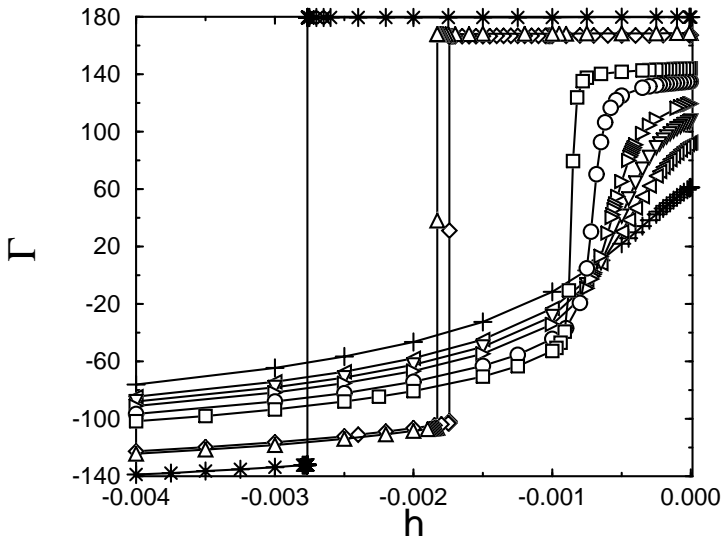


FIG. 2. Total adsorption Γ vs h (in units of J) for the same system and the same reduced temperatures τ as in Fig. 1.

The jumps in Γ are slightly less rounded than in f_{solv} but they occur at the same value of h . This is illustrated further in Fig. 3 where for each T we plot the inflection point (*) of f_{solv} . Note that these points lie on the line $h_0(T)$ defined by $\Gamma = 0$ or, equivalently, by the maxima of the total free energy f . For temperatures higher than $\tau = -0.0505$ we observe a change in the behaviour of f_{solv} and Γ ; see Figs. 1 and 2. As the temperature increases the jump of f_{solv} gradually transforms into a minimum, whose depth decreases and moves monotonically towards $h = 0$. $\tau = 0.0063$ corresponds to the temperature at which f_{solv} exhibits a minimum as a function of τ for $h = 0$ and $L = 200$ [11]. At this temperature the minimum of f_{solv} as a function of h is still present and its depth is about 4.8 times bigger than $|f_{solv}(h = 0)|$. For temperatures up to the critical temperature the magnetization profiles for small $|h|$ are similar to that of a “condensed” (+) (liquid) phase. Moreover, f_{solv} still varies linearly with h , as is implied by the approximate treatment above, although the linear region does shrink as $\tau \rightarrow 0^-$. The adsorption Γ exhibits a steep increase at $\tau = 0$ (Fig. 2) indicating residual condensation. However, the locus of $h_0(T)$ moves to larger $|h|$ for $\tau > 0$, as does the inflection point of f_{solv} ; see Fig. 3. The longitudinal spin-spin correlation length $\xi_{||}$ provides an alternative signature of capillary condensation. If we take the transfer matrix in the infinite dimension then $\xi_{||}^{-1}(L, T, h_1, h) = -\ln[\Lambda_1/\Lambda_0]$, where Λ_0

and Λ_1 are the largest and the second largest eigenvalues. We calculated $\xi_{||}^{-1}$ as a function of h for a series of temperatures. At the three lowest temperatures considered in Figs. 1 and 2, where the solvation force and the adsorption behave in a way characteristic of capillary condensation, $\xi_{||}^{-1}$ has a sharp minimum at some $h_{min}(T) < 0$ with $\xi_{||}^{-1}(h_{min}) \approx 0$. The values of $h_{min}(T)$ lie very close to those where f_{solv} jumps and to $h_0(T)$; see Fig. 3. Recall that in Ising strips with periodic boundary conditions the two largest eigenvalues of the transfer matrix are asymptotically degenerate such that, as $L \rightarrow \infty$, $\xi_{||}^{-1} \sim \exp(-L\sigma(T)/k_B T)$ for states on the line of pseudocoexistence $h = 0$, $T < T_c$. Moreover, as in the periodic system [25], our calculated $\xi_{||}^{-1}$ is symmetric and increasing linearly in $|h|$ in the close neighbourhood of its minimum, i.e., near pseudocoexistence. As the temperature increases the minimum gradually lifts away from zero and becomes more shallow. Its location remains close to $h_0(T)$ until just below T_c . For $T > T_c$, $h_{min}(T)$ moves towards $h = 0$; see Fig. 3 [26].

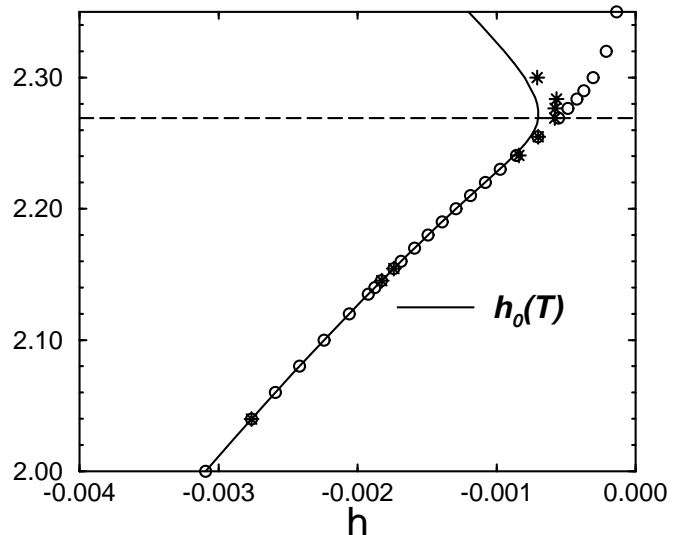


FIG. 3. Maxima $h_0(T)$ of the free energy (or zeros of the adsorption Γ) (solid line), inflection points of f_{solv} (*) and minima of $\xi_{||}^{-1}$ (o) as functions of the bulk magnetic field h (in units of J) calculated at fixed temperature T (in units of J/k_B) for the same system as in Figs. 1 and 2. The bulk critical temperature $T_c \approx 2.269185$ ($\tau = 0$) is denoted by the horizontal line. Pseudocoexistence occurs along $h_0(T)$ for $T \lesssim 2.16$.

In the light of these various results it is natural to identify $h_0(T)$, at sufficiently low T , with the pseudocoexistence line $h_{co}(T)$. Determining the pseudocritical temperature T_{CL} is more difficult. However, different criteria, namely the erosion of the jumps in f_{solv} and in Γ and the lifting away from zero of the minimum of $\xi_{||}^{-1}$,

all yield similar estimates. We also calculated the average “central bond energy” $U_{L/2} \equiv \langle \sigma_{L/2} \sigma_{L/2+1} \rangle$ at points on the line $h_0(T)$ and $\partial U_{L/2} / \partial T$ on that line. The latter has a pronounced minimum at $T \approx 2.145$ where $h_0(T) \approx -0.00184$ for the case $L = 200, h_1 = 10$ considered here. Although the critical point is not sharp in this system the various criteria do indicate a significant change in character for T between 2.155 and 2.160, providing the estimate for T_{CL} . Such estimates are consistent with the scaling relations [16] for (h_{CL}, T_{CL}) [26].

We expect that in $d = 3$, where there is true coexistence for $T < T_{CL}$, f_{solv} and Γ should behave in a similar fashion to what is observed in $d = 2$, but now the jumps of f_{solv} and Γ will be discontinuous. Also on the critical isotherm $T = T_{CL}$, $\Delta\Gamma \sim (h_{CL} - h)^{1/\delta}$, as $h \rightarrow h_{CL}^-$, and $\delta = 15$, the $d = 2$ Ising exponent. Explicit mean-field results for a Landau (square-gradient) theory support our expectations for $T < T_{CL}$ and for $T > T_{CL}$, where $f_{solv} \approx 2hm^*(T)$ for $h \rightarrow 0^-$ [15]. Our results imply that the solvation force in a real confined fluid at temperatures near T_c and at reservoir densities slightly below the critical value (or compositions slightly away from the critical composition in a binary mixture) should be much more attractive than the Casimir value for the same L , although the effect may be less pronounced than in $d = 2$. In keeping with others [5,10,12] we suggest that experiments which aim to measure the Casimir force, e.g. by atomic force microscopy or surface force apparatus, and future theoretical work should focus on the τ and h dependence of f_{solv} , i.e., the scaling function, not just the Casimir amplitude. Finally we note that the existence of a long-ranged, strongly attractive solvation force between two large colloidal particles immersed in a near-critical fluid can have ramifications for aggregation or flocculation of the particles [12]. Studies such as the present should indicate where aggregation is potentially the strongest.

ACKNOWLEDGMENTS

We are grateful to A. Ciach and P. J. Upton for helpful discussions and F. Schlesener for informing us of his results. This work was partially funded by KBN grants No. 2P03B10616 and No. 3T09A07316 and by the Polish Academy of Sciences - Royal Society Travel Grants.

[1] See, e.g., R. Evans, in *Liquids at Interfaces*, Proceedings of the Les Houches Summer School, Session XLVIII, edited by J. Charvolin, J. Joanny, and J. Zinn-Justin (Elsevier, Amsterdam, 1990), p. 3.

- [2] J.N. Israelachvili, *Intermolecular and Surface Forces* (Academic, London, 1991), 2nd ed.
- [3] M.E. Fisher and P. de Gennes, C.R. Acad. Sci. Ser. B **287**, 207 (1978).
- [4] H.B.G. Casimir, Proc. K. Ned. Akad. Wet. **51**, 793 (1948).
- [5] M. Krech, *The Casimir Effect in Critical System* (World Scientific, Singapore, 1994), and references therein; J. Phys. Condens. Matter **11**, R391 (1999).
- [6] Experimental evidence for the critical Casimir effect was reported recently in measurements of the thickness of wetting films for ^4He near its λ point by R. Garcia and M. H. W. Chan, Phys. Rev. Lett. **83**, 1187 (1999); for binary liquid mixtures near the critical end point by A. Mukhopadhyay and Bruce M. Law, Phys. Rev. Lett. **83**, 772 (1999).
- [7] M. Krech and S. Dietrich, Phys. Rev. A **46**, 1055 (1992); **46**, 1922 (1992).
- [8] H.W. Blöte, J.L. Cardy, and M.P. Nightingale, Phys. Rev. Lett. **56**, 742 (1986).
- [9] Z. Borjan and P.J. Upton, Phys. Rev. Lett. **81**, 4911 (1998).
- [10] M. Krech, Phys. Rev. E **56**, 1642 (1997).
- [11] R. Evans and J. Stecki, Phys. Rev. B **49**, 8842 (1993).
- [12] A. Hanke, F. Schlesener, E. Eisenriegler, and S. Dietrich, Phys. Rev. Lett. **81**, 1885 (1998).
- [13] Z. Borjan and P. Upton, to be published; Z. Borjan PhD thesis, University of Bristol, 1999 (unpublished).
- [14] A. Drzewiński, A. Maciołek, and A. Ciach, Phys. Rev. E **61**, 5009 (2000).
- [15] F. Schlesener (private communication).
- [16] M.E. Fisher and H. Nakanishi, J. Chem. Phys. **75**, 5857 (1981); H. Nakanishi and M.E. Fisher, J. Chem. Phys. **78**, 3279 (1983).
- [17] R. Evans, U. Marini Bettolo Marconi, and P. Tarazona, J. Chem. Phys. **84**, 2376 (1986).
- [18] The rounding in h or in T is $\propto L^{-3/2} \exp(-L\sigma/k_B T)$, where σ is the surface tension, see V. Privman and M.E. Fisher, J. Stat. Phys. **33**, 385 (1983).
- [19] For Monte Carlo results see E.V. Albano, K. Binder, and W. Paul, J. Phys. A **30**, 3285 (1997), and references therein.
- [20] E. Carlon, A. Drzewiński, and J. Rogiers, Phys. Rev. B **58**, 5070 (1998).
- [21] T. Nishino, J. Phys. Soc. Jpn. **64**, 3598 (1995).
- [22] R. Evans and U. Marini Bettolo Marconi, J. Chem. Phys. **86**, 7138 (1987).
- [23] A.O. Parry and R. Evans, J. Phys. A **25**, 275 (1992). The validity of the leading $O(1/L)$ result and the presence of the predicted corrections was confirmed for low T by DMRG in Ref. [20].
- [24] The interfacial tension in the $d = 2$ Ising model is given exactly by $\sigma(T) = 2k_B T(K - K^*)$, where $K = J/k_B T$ and K^* satisfies $\sinh(2K) \sinh(2K^*) = 1$.
- [25] D.B. Abraham, A.O. Parry, and P.J. Upton, Phys. Rev. E **51**, 5261 (1995).
- [26] Detailed results for ξ_{\parallel}^{-1} , $U_{L/2}$ and for the location of the pseudocapillary critical point and its scaling with L , for $h_1 = 10$ and $h_1 = 0$, will be given elsewhere.