

Electric Field-Induced Energy Gaps In Carbon Nanotubes: Prediction Of Controllable Nanoscale Switching Devices

Xin Zhou¹, Hu Chen² and Ou-Yang Zhong-can^{1,2}

¹*Institute of Theoretical Physics, The Chinese Academy of Sciences, P. O. Box 2735, Beijing 100080, China*

²*Center for Advanced Study, Tsinghua University, Beijing 100084, China*

(December 2, 2024)

The low energy electronic band structure of single-walled carbon nanotube (SWNT) affected by an electric field applied perpendicular to the axis of the tube is investigated. The field-induced energy gap shows strongly dependence on the applied electric field and the size of the tubes, and a metal-insulator transition is predicted for all (n, n) tubes. Universal scaling is found for the gap as function of the electric field and the radius of SWNTs. The numerical results are testified by the second perturbation theory in low field limit. More complicated electric field behaviors are also discussed in the range of high field. The field required to induce a 0.1 eV gap in SWNTs is easily reached under the currently available experimental conditions. Our study shows a possibility of further applying nanotubes to electric signal-controlled nanoscale switching devices.

PACS numbers: 71.20.Tx

The prospect of nanoscale electronic devices has engaged great interest, especially, because it could lead to conceptually new miniaturization strategies in the electronics and computer industry. Single-walled carbon nanotubes (SWNTs) are significant application as nanoscale devices [1] due to their extraordinarily small diameter and versatile electronic properties [2]. It is suggested that individual SWNT may act as devices such as field-effect transistors (FETs) [3], single-electron-tunneling transistors [4,5], rectifiers [6,7], or p-n junctions [8]. The most exciting expectancy lies in the devices fabricated on a single tube [9].

In recent years, the interplay between mechanical deformation and electrical properties of SWNTs have been extensively studied [9–12]. Among them, some structural deformations such as twisting, bending, stretching, and topological defects are not compatible with desirable stable contacts for reversibly controllable devices [13]. Very recently, Tomblor *et al.* [14,15] used an atomic force microscope tip to manipulate a metallic SWNT, leading to a reversible two-order magnitude change of conductance, and Lammert *et al.* [13] applied a uniaxial stress to squash SWNTs and detect a similar reversible metal-insulator (M-I) transition. Since the tube ends do not need to move and they are easily controlled, the studies pointed to the possibility that a metallic SWNT may be used as an ultrasmall electromechanical switch.

It is also well known that a magnetic field can change the conductance of carbon nanotubes [16–18]. The magnetic field either parallel or perpendicular to the axis can change the low-energy-electronic properties of the tubes. However, a possible electric field-controlled M-I transition are considered to be more exciting because of its easy implementation in the actual applications. Yet, a question remains: Can electric field change the electronic properties of a tube?

In previous studies on electronic transports [19], the potential of a weak longitudinal electric field (bias voltage) in conductors is treated approximately to a slow change variable by neglecting its change in the range of the primitive unit cell. The electric field makes all the electronic energy and the Fermi level have a spacial gradient along the field direction, but the energy-band structure is not change because the field-induced weak symmetry broken can be ignored. The controlled potential, such as the gate voltage without a drop of component in the direction perpendicular to the tube axis in the case of FET, is only used to shift the Fermi level [3]. In the literature, according to our knowledge, there is no report on using a transverse electric field to control the longitudinal electronic transport of conductors. In fact, because of the small diameter of SWNTs (about 1 nm), it is easy to exert a strong electric field ($|\vec{E}| \sim \text{V/nm} \sim 10^{8-9} \text{ V/m}$) in the direction perpendicular to the axis. The previous slow-change approximation is not suitable because of the small size of SWNT and strong electric field. Such a field of 2–3 orders less than the atomic electric field, can obviously break the rotational symmetry about the tube axis, and create new interband and inter-wavevector coupling, which may change the low energy electronic properties of SWNTs, and hence affect the electronic transport.

In this Letter, we report the result by using a tight-binding (TB) model to calculate the low energy electronic bands structure of SWNTs in the application of an external electric field perpendicular to the tube axis (see Fig.1). The calculation shows obviously valuable effects: (1) The electric field can always induce an energy gap in (n, n) metallic SWNTs; (2) There is a maximum gap strongly depending on the radius of the tubes; (3) With numerical calculation, a universal scaling is found for the gap as a function of the field and the size of the tubes, and the numerical results are testified by the second order

perturbation calculations; (4) In the low field range, the shift of Fermi level is influenced by the average controlled voltage, whereas in the high field range, an additional shift of the Fermi level is found and the low energy electronic properties are strongly deformed. The results indicate that the magnitude of the electric field required falls into the range of currently available experimental conditions, therefore the possibility of applying SWNTs to the electric field-controlled nanoscale switching devices.

The single-orbital nearest-neighbor TB Hamiltonian has been used successfully for calculating the electronic structure of graphite sheet and nanotubes [2]. The contribution of overlap integral is reserved, although both the numerical results and analytical results in the second perturbation calculation exhibit the weakness of this effect. In the presence of a transverse electric field \vec{E} , there is an additional coupling between the nearest-neighbor atoms, reflected in the TB Hamiltonian

$$\mathcal{H} = \mathcal{H}_0 + \mathcal{H}_1, \quad (1)$$

where \mathcal{H}_0 is the unperturbed Hamiltonian, and $\mathcal{H}_1 = eV(\vec{r})$. Here e is the charge of an electron, and $V(\vec{r})$ is the electrostatic potential of the external field. For a uniform field, the potential in the cylindrical surface of SWNT is

$$V(\vec{r}) = V_0(1 - \cos \phi), \quad (2)$$

where $V_0 = \rho|\vec{E}|$ is the transverse voltage drop of the tube, and ϕ is the azimuth of the cylinder. Here ρ is the radius of SWNT, and $|\vec{E}|$ is the electric field strength. Here, the selection of the zero point of the potential only shift equally all the results.

The main role of the electrostatic potential is to change the electronic energy of the i th carbon atom by $eV(\vec{R}_i)$, where \vec{R}_i is the position vector of the i th atom. The hopping correction due to the electric field between site i and site j is very small, approximately of order of s . Here s is the overlap integral of two nearest neighbor atom i and atom j , $s = \int \phi_i^*(\vec{r})\phi_j(\vec{r})d^3\vec{r} \approx 0.129$ [20], where $\phi_i(\vec{r})$ is the electronic wavefunction of the i th atom. The perturbed Hamiltonian matrix elements are:

$$\langle \phi_i | \mathcal{H}_1 | \phi_i \rangle = eV(\vec{R}_i), \quad (3)$$

$$\langle \phi_i | \mathcal{H}_1 | \phi_j \rangle \approx esV(\vec{R}_{ij}'), \quad (4)$$

where \vec{R}_{ij}' is the position of the mass center of the two nearest neighbor i atom and j atom. Eq.(3) is precise because of the symmetry of wavefunction, but in Eq.(4), the approximation is due to neglecting the electrostatic potential change in the overlapping range of electronic clouds. The fact that the calculated results are insensitive to the value of s shows the approximation to be allowed. Actually, even if we simply replace the center of bond \vec{R}_{ij}' of Eq.(4) with \vec{R}_i , the results will not obviously change, because the error of the approximation is

sufficiently got across by the very small value of s . However, the position dependence of the potential $V(\vec{R}_i)$ in nanoscale is important due to the strong electric field, it not only shifts all energy bands, but also change their structures.

Fig.2 shows our calculation on the electronic energy bands of a (10, 10) tube in the presence of electric fields of different magnitudes. We define $\epsilon = eV_0$. When $\epsilon = 0.5$ eV, a gap of $E_g \sim 0.3$ eV is found at K_0 , the Fermi wavevector in zero field. As ϵ increases, the gap increases, and when $\epsilon = 1.5$ eV, we find that the bands structure is obviously deformed. It is surprising to find that the gap decreases as ϵ increases further. When $\epsilon = 3.0$ eV, the zero gap is found, but the Fermi point dramatically moves from K_0 . The results reveal that a controlled electric field of 1 V/nm order can obviously affect the transport properties of a (10, 10) tube.

To probe the above effect in general, we performed the computation for a series of (n, n) tubes. Fig.3 shows the gap as a function of the applied field ϵ in (n, n) tubes, where n is from 5 to 15. From the figure, we find the determined effect: The electric field can always induce a gap, i.e. a metal-insulator transition, in (n, n) tubes, and the size of the gap strongly depends on the amplitude of the transverse field and the tube parameter n . For any (n, n) tubes, the gap first increases with increasing field, and reaches a maximum value E_{gm} at the $\epsilon = \epsilon_m$, then drops again. Both the maximum gap E_{gm} and the corresponding ϵ_m are approximately proportional to $1/n$, and hence inversely proportional to the radius of tubes, i.e.,

$$E_{gm} \approx 6.89 \text{ eV}/n, \quad (5)$$

$$\epsilon_m \approx 12.09 \text{ eV}/n. \quad (6)$$

The finding shown in (5) and (6) that electric field effects fastly decrease as the size of conductor increases might be the reason why people have not yet recognized the effect in previous studies. In the high field range, Fig.3 shows a more complicated field dependence of the gap, which can even be negative. The field dependence of the gap is quite similar for tubes with various cross-sectional radii, which invokes us to scale both E_g and ϵ up n times their original values. The obtained results are shown in Fig.4. From it we do find the scaled gap to be an universal function of the scaled electric field for all (n, n) tubes. In the low field range, for all calculated eleven (n, n) tubes there exists a simple relation: $nE_g = \lambda(n\epsilon)^2$, where λ is a constant, about 0.07 (eV)^{-1} . In the middle field range, except for a few small-radius tubes such as (5, 5) and (6, 6) tubes, the universal scaling law still holds.

To understand the above scaling relation, we use perturbation theory to calculate the field-induced gap in low field limit. The first-order perturbation approximation only causes shift in the Fermi level, showing no contribution to the gap change. Calculating up to the second

order perturbation at K_0 point, we obtained the following analytic result

$$E_g \approx \frac{\sqrt{3}}{2\pi h} n \epsilon^2, \quad (7)$$

where h ($=3.033$ eV) is the hopping parameter in the absence of the electric field [20,22]. The contribution of the overlap integral s , which is very small, is neglected. Obviously, the second-order perturbation calculation gives almost the same scaling relation as the numerical results in the low field, though the obtained $\lambda \approx 0.09$ (eV) $^{-1}$ is slightly larger than the numerical result 0.07 (eV) $^{-1}$. In the high field range, since the Fermi wavevector is moved from K_0 , the perturbation theory becomes not suitable. In fact, the low field range may be more compatible with the practical application. In order to open a 0.1 eV gap in the energy bands of (n, n) tubes, n must be smaller than $n_0 = 6.89/E_g \sim 68$, and the required electric field is,

$$|\vec{E}| = \frac{2\pi}{3r_0 e} \sqrt{\frac{E_g}{\lambda}} n^{-\frac{3}{2}}, \quad (8)$$

where r_0 ($=1.42$ Å) is the bond length of carbon atoms in the SWNT. Therefore, for example for a $(10, 10)$ tube, the required field is about 5×10^8 V/m, and for a $(60, 60)$ tube, it is about 3×10^7 V/m. Since such a magnitude of the required field can be easily reached by the currently available experimental conditions, we wish the above prediction can be checked in near future.

The Fermi energy E_f of the tubes in the presence of the electric field was also calculated as shown in Fig.5. In the low field range, E_f is equal to ϵ , a result in agreement with the expectation of previous weak-field approximations that the Fermi energy shifts to the position corresponding to the average electrostatic potential energy of the tube. But in the high field range, a small additional shift of Fermi level is revealed. In the inset of Fig.5, the high electric field is found to be able to strongly affect the energy bands near the Fermi level. The mismatch between the conduction band edge and the valence band edge is sensitive to the amplitude of the applied field. In other words, SWNT may become metal with an overlapping between the conduction band and the valence band, or non-directly semiconductor with a small gap, depending on the applied field and the radius of the tubes.

We also carried out the same calculation for several $(n, 0)$ tubes. A similar but smaller field-induced gap appears in $(3n, 0)$ tubes, but the gap for other $(n, 0)$ tubes is found to be insensitive to the low electric field.

In summary, we have proposed an electric field-induced M-I transition in (n, n) SWNTs for the first time. The universal relationship between the gap and the applied electric field has been obtained in SWNTs by using the TB model. The results support the argument that

SWNTs can be applied as nanoscale electric signal-controlled switching devices.

The authors would like to thank Prof. H.-W. Peng and Dr. H.-J. Zhou for many discussions on the results. The numerical calculations were performed partly at ITP-Net and partly at the State Key Lab. of Scientific and Engineering Computing.

-
- [1] C. Dekker, Phys. Today **52**, 22 (1999).
 - [2] N. Hamada, S. Sawada, and A. Oshiyama, Phys. Rev. Lett. **68**, 1579 (1992).
 - [3] S. J. Tans, A. R. M. Verschueren, and C. Dekker, Nature (London) **393**, 49 (1998).
 - [4] S. J. Tans *et al.*, Nature (London) **386**, 474 (1997).
 - [5] M. Bockrath *et al.*, Science **275**, 1922 (1997).
 - [6] Z. Yao, H. W. C. Postma, L. Balents, and C. Dekker, Nature (London) **402**, 273 (1999).
 - [7] M. S. Fuhrer *et al.*, Science **288**, 494 (2000).
 - [8] F. Léonard, and J. Tersoff, Phys. Rev. Lett. **83**, 5174 (1999).
 - [9] L. Chico *et al.*, Phys. Rev. Lett. **76**, 971 (1996).
 - [10] A. Bezryadin, A. R. M. Verschueren, S. J. Tans, and C. Dekker, Phys. Rev. Lett. **80**, 4036 (1998).
 - [11] V. Crespi *et al.*, Phys. Rev. Lett. **79**, 2093 (1997).
 - [12] C. L. Kane and E. J. Mele, Phys. Rev. Lett. **78**, 1932 (1997).
 - [13] P. E. Lammert, P. Zhang, and V. H. Crespi, Phys. Rev. Lett. **84**, 2453 (2000).
 - [14] T. W. Tombler *et al.*, Nature (London) **405**, 769 (2000).
 - [15] L. Liu *et al.*, Phys. Rev. Lett. **84**, 4950 (2000).
 - [16] H. Ajiki and T. Ando, J. Phys. Soc. Jap. **62**, 1255 (1993).
 - [17] J. P. Lu, Phys. Rev. Lett. **74**, 1123 (1995).
 - [18] S. Roche and R. Saito, Phys. Rev. B **59**, 5242 (1999).
 - [19] S. Datta, *Electronic Transport In Mesoscopic Systems*, Cambridge Univ. Press, Cambridge, 1995.
 - [20] X. Zhou, J.-J. Zhou, and Z.-C. Ou-Yang, Phys. Rev. B, in press (2000).
 - [21] R. Saito, M. Fujita, G. Dresshaus, and M. S. Dresshaus, Phys. Rev. B **46**, 1804 (1992).
 - [22] C. T. White, D. H. Robertson, and J. W. Mintmire, Phys. Rev. B **47**, 5485 (1993); H. Yorikawa and S. Muramatsu, Phys. Rev. B **52**, 2723 (1995).

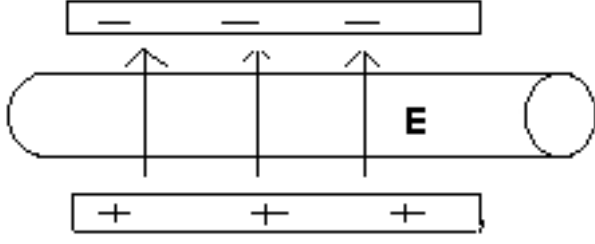


FIG. 1. A uniform external electric field perpendicular to the axis of SWNT.

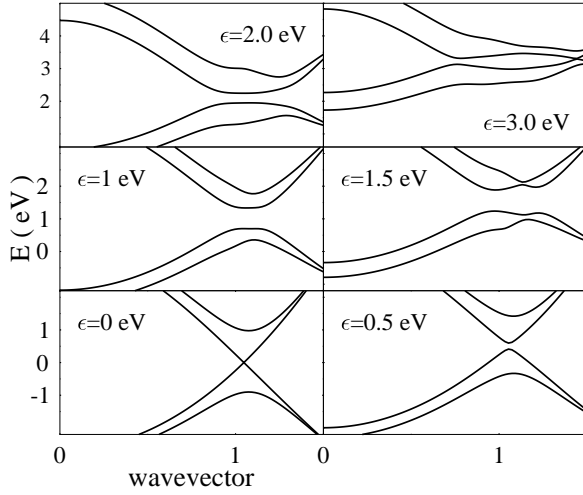


Fig. 2

FIG. 2. (10,10) SWNT energy bands in the vicinity of the Fermi level under the application of a transverse electric field of certain magnitude.

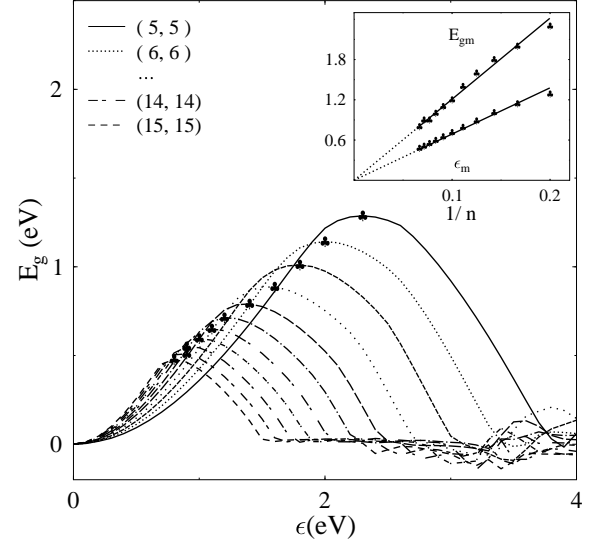


Fig. 3

FIG. 3. Field-induced gap of (n,n) tubes versus the field ϵ . From the top to the bottom, the tube parameter n increases from 5 to 15. The clubs denote the position of the maximum gap point. In the inset, both the maximum gap E_{gm} and its corresponding electric field ϵ_m are found to be proportional to $1/n$. The lines are fitting results.

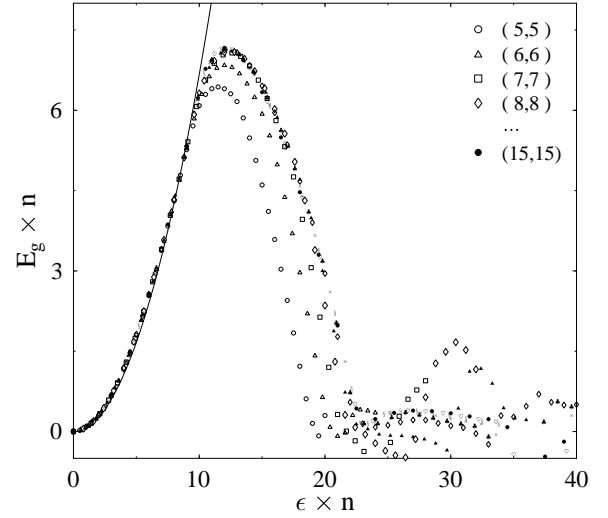


Fig. 4

FIG. 4. Universal scaling are found in the gap as a function of ϵ in different (n,n) tubes. In the low field, the data of all tubes are very much consistent with the scaling relation $nE_g = \lambda(n\epsilon)^2$, as expected by the second perturbation theory. The line is the fitting result. Except for (5,5) and (6,6) tubes, the universal scaling is satisfied well up to high field region.

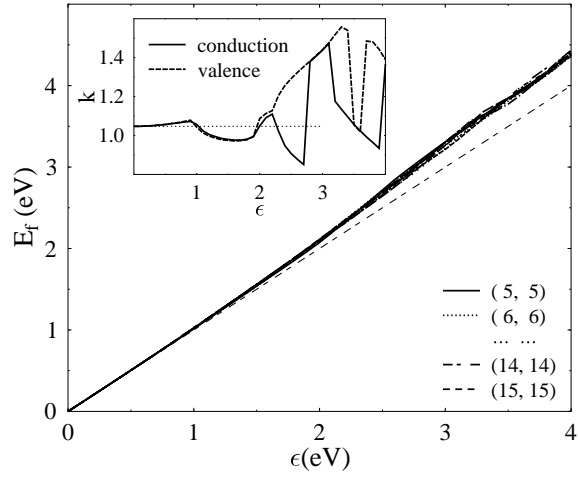


Fig. 5

FIG. 5. The thick lines are the Fermi levels as a function of the electric field for different (n,n) tubes. They almost completely overlap each other. The thin dashed line is $E_f = \epsilon$. The wavevectors corresponding to the conduction band edge and the valence band edge as a function of ϵ are shown in the inset. The thin dot line is K_0 , the unperturbed Fermi wavevector.