

Adsorption and two-body recombination of atomic hydrogen on ^3He - ^4He mixture films

A.I. Safonov,^{1,2} S.A. Vasilyev,¹ A.A. Kharitonov,² S.T. Boldarev,^{1,3} I.I. Lukashevich,² and S. Jaakkola¹

¹*Wihuri Physical Laboratory, Department of Physics,
University of Turku, 20014 Turku, Finland*

²*Laboratory of Metastable Quantum Systems,
ISSSPH, Kurchatov Institute, 123182 Moscow, Russia*

³*P.L.Kapitza Institute for Physical Problems,
RAS, 117334 Moscow, Russia*

(Dated: November 13, 2018)

We present the first systematic measurement of the binding energy E_a of hydrogen atoms to the surface of saturated ^3He - ^4He mixture films. E_a is found to decrease almost linearly from 1.14(1) K down to 0.39(1) K, when the population of the ground surface state of ^3He grows from zero to $6 \times 10^{14} \text{ cm}^{-2}$, yielding the value $1.2(1) \times 10^{-15} \text{ K cm}^2$ for the mean-field parameter of H- ^3He interaction in 2D. The experiments were carried out with overall ^3He concentrations ranging from 0.1 ppm to 5 % as well as with commercial and isotopically purified ^4He at temperatures 70...400 mK. Measuring by ESR the rate constants K_{aa} and K_{ab} for second-order recombination of hydrogen atoms in hyperfine states a and b we find the ratio K_{ab}/K_{aa} to be independent of the ^3He content and to grow with temperature.

PACS numbers: 67.65.+z, 67.60.Fp, 67.70.+n

Two-dimensional (2D) Bose systems acquire growing interest since the observation of local coherence in the weakly interacting gas of hydrogen atoms adsorbed on liquid helium surface [1]. We found that at high quantum degeneracy the probability of three-body surface recombination of H atoms is suppressed at least by a factor of 11(2). The phenomenon was attributed to the formation of a 2D quasicondensate (QC), condensate with fluctuating phase. However, for an ideal gas three-body recombination in the condensate would be a factor of 3! less probable than in the noncondensate [2] and H-H interactions are expected to make the effect of QC on local correlations even smaller [3]. The difference between the experimental and theoretical suppression factors has been accounted for on the basis of increasing delocalization of the bound state wave function in surface-normal direction with increasing density of the 2D hydrogen [4, 5]. Thus it seems desirable to experimentally separate the roles of local coherence and delocalization. Experiments with 2D hydrogen on ^3He - ^4He mixtures are anticipated to give such an opportunity by virtue of weaker [6] and, as it will be shown here, even tunable binding of H atoms to the surface.

In this paper we report on experiments where the binding energy E_a of hydrogen to liquid helium has been measured as a function of ^3He surface coverage. E_a is found to decrease almost linearly from 1.14(1) K to 0.39(1) K, when the ^3He coverage grows from zero to about one atomic layer. We have also studied two-body recombination of H atoms in their two lower hyperfine states a and b , since the probability of this process does not change upon the appearance of QC and thus serves as reference for three-body recombination [1]. Our data unambiguously corroborates the prediction [7] that the recombination rate constant ratio K_{ab}/K_{aa} increases with

temperature.

In our experiments ESR operating at 128 GHz (field $B = 4.57 \text{ T}$) and NMR at 910 MHz have been employed, respectively, to measure and control the a and b state populations. The versatile combination of ESR and NMR provides well-defined conditions for studying different recombination processes. Moreover, the data analysis is simple and reliable. The ESR spectrometer has been calibrated calorimetrically with an estimated absolute accuracy of 10% and long-term stability of 2%. The minimum detectable density is about $2 \times 10^{12} \text{ cm}^{-3}$.

The volume of H gas in the sample cell, including the annexed ESR and NMR cavities, is $V = 4.5 \text{ cm}^3$. The area of inner cell walls coated with helium film is $A = 22 \text{ cm}^2$. The cell temperature T is measured with a RuO_2 thick-film resistor attached to the outer cell wall and calibrated against the ^3He melting curve with an absolute accuracy of 1 mK.

At the relatively low densities considered here the H gas both in 2D and in 3D is well described by Boltzmann statistics. The recombination of hydrogen atoms takes place in the adsorbed phase, whereas the large majority of atoms is in the bulk. Then the effective rate constant of the second-order decay of the bulk density is related to the intrinsic rate constant of two-body surface recombination by the relation [6]

$$K_{ij}^{\text{eff}} = \frac{A}{V} \lambda^2 \exp\left(\frac{2E_a}{kT}\right) K_{ij}, \quad (1)$$

where $\lambda = \sqrt{2\pi\hbar^2/mkT}$ is the thermal de Broglie wavelength, m is the hydrogen atomic mass and subscripts i and j denote the hyperfine states. Therefore, by measuring the temperature dependence of K_{ij}^{eff} one can determine both E_a and K_{ij} as has been done for H on ^4He in

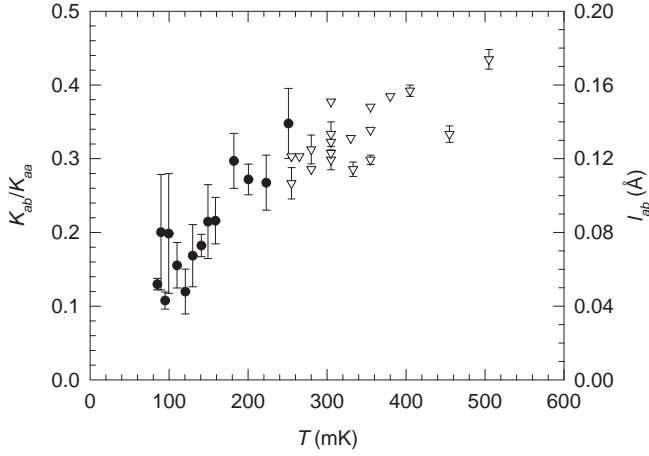


FIG. 1: Temperature dependence of the rate constant ratio K_{ab}/K_{aa} (left scale) and the ab recombination crosslength l_{ab} (right scale) obtained in this work (●) and by Statt *et al.* [10] (▽).

many previous experiments [6]. In case of equally populated states a and b one has

$$\frac{dn_b}{dt} = \frac{dn_a}{dt} = -(K_{aa}^{\text{eff}} + K_{ab}^{\text{eff}})n_b^2. \quad (2)$$

We apply rf power to the sample saturating the $b \leftrightarrow a$ NMR transition to continuously equalize the two populations. Being to a high accuracy linear in time [9], the measured $1/n_b$ gives $K^{\text{eff}} \equiv K_{aa}^{\text{eff}} + K_{ab}^{\text{eff}}$. Evolution of $1/n_a$ observed in a separate experiment yields exactly the same values of K^{eff} . In an experiment of another type short rf pulses resonant with the $b \rightarrow a$ transition are used to convert a small fraction of the otherwise b -state sample to the a -state. From the lifetime $\tau = 1/K_{ab}^{\text{eff}} n_b$ of a -atoms we obtain K_{ab}^{eff} [8]. We believe that this procedure to determine K_{aa}^{eff} and K_{ab}^{eff} is more reliable than extraction of the rate constants from multiparameter non-linear fits of the density decays to coupled rate equations.

The experiments are carried out at $T = 70\ldots 400$ mK for overall ^3He concentrations $c_3 = 0.1, 1, 10$, and 100 ppm, $0.1, 1$, and 5% as well as for isotopically purified ^4He ($\lesssim 1$ ppb of ^3He) and commercial helium. The total amount of liquid helium in the cell is about 11 cm^3 . The free surface area accessible to ^3He is 57 cm^2 including the film-covered low-temperature part of the H inlet tube coming from a dissociator.

Fig. 1 shows the temperature dependence of the ratio $K_{ab}^{\text{eff}}/K_{aa}^{\text{eff}}$ obtained in this work together with the results of Statt *et al.* [10]. In agreement with the theory of Greben *et al.* [7], but in contradiction with some earlier experimental results [6], the rate constant ratio grows with T . In fact, ab recombination produces only ortho- H_2 with odd angular momentum and consequently the atoms must overcome a centrifugal barrier [10]. The probability of such a process vanishes at $T = 0$. We also emphasize that, within experimental scatter, $K_{ab}^{\text{eff}}/K_{aa}^{\text{eff}}$ shows no

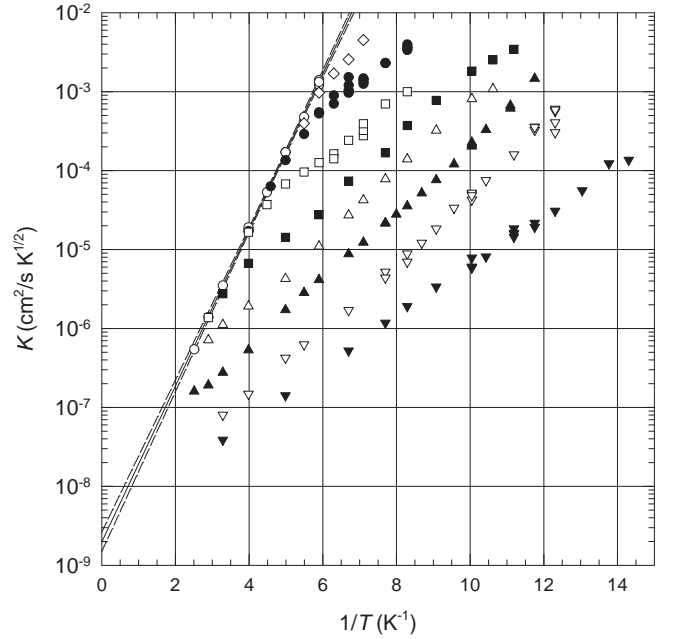


FIG. 2: The effective rate constant plotted as $K = \frac{V}{A} K_{aa}^{\text{eff}} / \lambda^2 \sqrt{T}$ versus $1/T$ for H on isotopically pure (○) and commercial (◇) ^4He , 0.1 (●), 1 (□), 10 (■), and 100 (△) ppm, 0.1 (▲), 1 (▽), and 5 (▼) % of ^3He . Solid and dashed lines represent linear regression and its 99% confidence intervals, respectively, for pure ^4He .

systematic change upon addition of ^3He and is therefore averaged over all concentrations. The error bars in Fig. 1 represent standard deviation of the data.

In Fig. 2 the temperature dependence of K_{aa}^{eff} is presented for various ^3He concentrations and for commercial as well as isotopically pure ^4He . Following Ref. 7, we assume the crosslength l_{aa} for aa surface recombination to be temperature independent. Then $K_{aa} = \bar{v} l_{aa} \varepsilon^2 \propto \sqrt{T}$, where $\varepsilon \simeq 2.53 \times 10^{-2} T/B$ is the hyperfine mixing parameter and $\bar{v} = \sqrt{\pi k T/m}$ the relative thermal velocity in 2D. For H on pure ^4He E_a does not vary with T . Then half of the slope of the $\ln(\frac{V}{A} K_{aa}^{\text{eff}} / \lambda^2 \sqrt{T})$ versus $1/T$ line is $E_a = 1.14(1) \text{ K}$ and the intercept gives $l_{aa} = 0.40(10) \text{ Å}$. For T -independent l_{aa} Fig. 1 may also be regarded as the temperature variation of the crosslength l_{ab} .

In Fig. 2 the data also for $c_3 = 5\%$ fall on a straight line. Yet the ^3He surface coverage changes [11] and we cannot take E_a to be constant. Instead we assume, to the first approximation, that the crosslength l_{aa} does not depend on ^3He content either. Then we determine E_a for each concentration and temperature from the measured K_{aa}^{eff} using Eq. (1) with l_{aa} fixed to its pure- ^4He value. The results are shown in Fig. 3, from which one notices that the behavior of E_a resembles that of the surface tension of ^3He - ^4He solutions [11]. Both have their origin in 2D ^3He bound to the surface of the liquid. Since the chemical potential of H atom inside liquid helium is large positive, even a small overlap of the wavefunctions

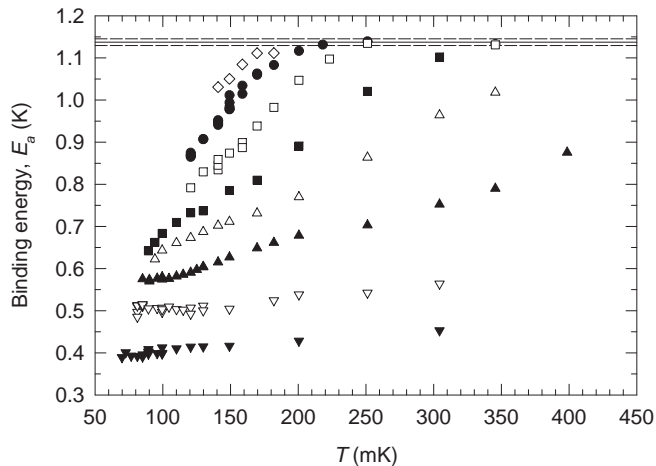


FIG. 3: Temperature dependence of E_a for the same ^3He concentrations as in Fig. 2. The lines are the average value

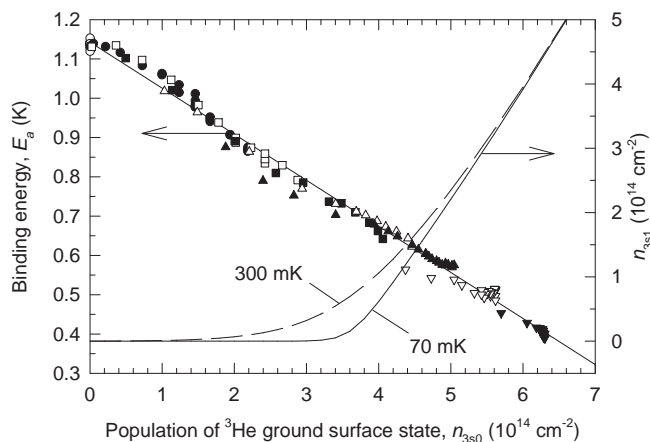


FIG. 4: Dependence of H binding energy on ^3He surface density for the same concentrations as in Figs. 2 and 3. Curved lines are populations of the excited surface state of ^3He calculated for $T = 70$ and 300 mK.

of adsorbed H and ^3He repels hydrogen atoms from the surface, i.e., raises the energy level of the single bound state of the H atom.

According to Pavloff and Treiner [12] there are at least two surface states of ^3He on bulk ^4He . The binding energies relative to the bulk liquid and the effective masses in zero coverage limit are $e_{s0} = 2.64$ K and $M_0 = 1.29m_3$ for the ground state and $e_{s1} = 0.81$ K and $M_1 = 1.6m_3$ for the excited state. Here m_3 denotes the bare mass of ^3He . The variations of these quantities with ^3He coverage are also given in Ref. 12. In good agreement with Ref. 12 the occupation of the excited surface state at $n_{3s} \geq 3.5 \times 10^{14} \text{ cm}^{-2}$ has been recently observed in an experiment [13]. Therefore, using the above values we may calculate the populations n_{3s0} and n_{3s1} of the both ^3He surface states for all concentrations c_3 and temperatures.

Fig. 4 presents the hydrogen adsorption energy E_a as

a function of n_{3s0} . The population of the excited state is also shown for reference. The decrease of E_a is obviously due to interaction of adsorbed H atoms with the surface states of ^3He . The slope of the E_a vs. n_{3s0} line is the effective mean-field parameter $U_{30} = 1.2(1) \times 10^{-15} \text{ K cm}^2$. It does not seem to change at $n_{3s0} = 3.5 \times 10^{14} \text{ cm}^{-2}$, where the occupation of the excited state begins. This points to the interaction of H with the excited state of ^3He being weak, $U_{31} \ll U_{30}$.

Despite of the above assumption we can consider two reasons why the crosslength l_{aa} might change upon addition of ^3He . First, helium atoms play the role of the third body in hydrogen recombination. Clearly, the probability of collisions with helium increases in presence of 2D ^3He due to a larger overlap of the wave functions. On the other hand, the surface-normal delocalization length $d = \hbar/\sqrt{2E_a m}$ of the hydrogen wavefunction grows with n_{3s0} . The latter reason causes the H-H recombination crosslength $l_{aa} \propto 1/d \propto \sqrt{E_a}$ [2], to decrease with growing n_{3s0} . Even if the two effects do not completely cancel each other, our results for E_a remain practically unchanged because the variation of l_{aa} is important when both T and n_{3s0} are high, i.e., for very few data points only (cp. Figs. 2 and 4).

Confiding in our techniques to monitor and manipulate the hyperfine level populations in our H samples we believe that the present work sheds new light on the long-standing discrepancies between numerous previous determinations of E_a . Unknown hyperfine polarization is one of the several possible sources of systematic error in the determination of E_a listed by Godfried *et al.* [14]. Another source is ^3He impurity and from Fig. 2 it is obvious that even a very small amount of ^3He can considerably change the average slope typically taken as $2E_a$. This would also affect the value of the recombination crosslength l_{aa} extracted from the T -dependence of the effective rate constants under the assumption of constant E_a . It is likely that in several earlier studies "pure" ^4He was, if not explicitly stated otherwise, just non-purified commercial helium with unknown ^3He contamination. This is not a problem at $T \gtrsim 200$ mK (cp. Fig. 3) or if there is no bulk helium in the sample cell but a saturated film only. In the latter case the area-to-volume ratio is so large, about 10^5 cm^{-1} , that the ^3He surface coverage is at most 10^{-4} monolayers even for $c_3 = 1$ ppm which is at least an order of magnitude larger than the natural abundance.

The ESR results of Statt *et al.* [10] for K_{aa}^{eff} and K_{ab}^{eff} at $T = 250 \dots 500$ mK agree quite well with ours scaled to same magnetic field and A/V ratio. Morrow *et al.* [15] measured the zero field NMR frequency shift for H above 200 mK and found, as coupled fitting parameters, the binding energy $E_a = 1.15(5)$ K and the wall shift $\Delta_s = -49(2)$ kHz. Later Pollack *et al.* [16] observed simultaneously surface and bulk H atoms by NMR and directly found $\Delta_s = 43.2(10)$ kHz, as extrapolated to $B = 0$. Shinkoda and Hardy [17] used ESR for a direct detection of H atoms at the surface of ^4He . They had several

cm³ of liquid helium in the sample cell and measured the apparent E_a to increase from 0.75 K to 1.03 K when T increased from 70 to 140 mK. This observation is just an extrapolation of our results for commercial helium (open diamonds in Fig. 3) to lower temperatures. Associating the results of Refs. 10, 15, 16, 17, our value $E_a = 1.14(1)$ K for H on isotopically pure ⁴He and the theoretical prediction [7] with each other we gather strong support for the assumption of a temperature independent crosslength l_{aa} . It should also be added that another potential pitfall in the E_a determination was avoided in this work by extending the measurements over a wide enough temperature range.

It is worth comparing the lowest value of the binding energy, $E_a = 0.39(1)$ K, measured in our experiment for $c_3 = 5\%$ with earlier results extracted from pressure measurements of density decays. The latter are 0.39(1) K for pure ³He [18] and 0.34(3) K for the mixture of two parts of ³He and one part of ⁴He [19].

The linear decrease of E_a with n_{3s} shows that H-³He interaction is well described by the mean-field approximation. This is an important observation as such, but it seems to disagree with the following arguments. Typ-

ically the Fermi energy of 2D ³He gas is much higher than temperature, $e_{0F} = \pi\hbar^2 n_{3s0}/2M_0 \gg kT$. Then elastic H-³He collisions in 2D responsible for decreasing E_a involve ³He quasiparticles from the Fermi level only. Their density, of order $n_{3s0}T/e_F = 2M_0T/\pi\hbar^2$, is independent of n_{3s0} . On the other hand, the Fermi level rises with n_{3s0} , the corresponding wave function expands in surface-normal direction [12] and overlaps more with adsorbed hydrogen.

The present measurements of hydrogen adsorption energy E_a as a function of ³He surface density offer a unique opportunity to perform experiments on a degenerate 2D Bose gas with tunable interaction strength which scales as $\sqrt{E_a}$. As such, the quantum system of a degenerate 2D Bose gas (H) coupled with a degenerate 2D Fermi gas (³He) would also be an interesting object to study. The mean-field parameter U_{30} obtained here should play a key role in the behavior of that system.

This work is supported by Academy of Finland, INTAS (grant No 97-11981), Wihuri Foundation, the Russian Ministry of Industry, Science and Technology and RFBR (grant No 99-02-17357).

-
- [1] A.I. Safonov *et al.*, Phys. Rev. Lett. **81**, 4545 (1998).
 - [2] Yu. Kagan, B.V. Svistunov, and G.V. Shlyapnikov, Sov. Phys. JETP **66**, 314 (1987).
 - [3] Yu. Kagan *et al.*, Phys. Rev. **A 61**, 043608 (2000).
 - [4] Yu. Kagan, N.A. Glukhov, B.V. Svistunov, and G.V. Shlyapnikov, Phys. Lett. **A 135**, 219 (1989).
 - [5] H.T.C. Stoof and M. Bijlsma, Phys. Rev. **B 49**, 422 (1994), give an alternative explanation based on many-body effects.
 - [6] I.F. Silvera and J.T.M. Walraven, in *Prog. in Low Temp. Phys.* ed. D.F. Brewer, (North-Holland, Amsterdam, 1986), Vol. X, p. 139.
 - [7] J.M. Greben, A.W. Thomas and A.J. Berlinsky, Can. J. Phys. **59**, 945 (1981).
 - [8] A.I. Safonov *et al.*, JETP Lett. **61**, 1032 (1995).
 - [9] The correlation coefficient ranges from $r = 0.97$, for the fastest decays with a low starting density, to 0.99992 for measurements at higher T .
 - [10] B.W. Statt, W.N. Hardy, A.J. Berlinsky, and E. Klein, J. Low Temp. Phys. **61**, 471 (1985).
 - [11] D.O. Edwards and W.F. Saam, in *Prog. in Low Temp. Phys.* ed. D.F. Brewer, (North-Holland, Amsterdam, 1978), Vol. VII A, p. 283.
 - [12] N. Pavloff and J. Treiner, *J. Low Temp. Phys.* **83**, 15 (1991).
 - [13] S. Vasilyev *et al.*, appears in *J. Low Temp. Phys.* **121**, Nos. 5/6 (2000).
 - [14] H.P. Godfried *et al.*, Phys. Rev. Lett. **55**, 1311 (1985).
 - [15] M. Morrow, R. Jochemsen, A.J. Berlinsky, and W.N. Hardy, Phys. Rev. Lett. **46**, 195 (1981); **47**, 455(E) (1981).
 - [16] L. Pollack, S. Buchman, and T.J. Greytak, Phys. Rev. **B 45**, 2993 (1992).
 - [17] I. Shinkoda and W.N. Hardy, *J. Low Temp. Phys.* **85**, 99 (1991).
 - [18] R. Jochemsen, M. Morrow, A.J. Berlinsky, and W.N. Hardy, Phys. Rev. Lett. **47**, 852 (1981).
 - [19] G.H. van Yperen *et al.*, Phys. Rev. Lett. **50**, 53 (1983).