

Evidence for a Quantum Phase Transition to a Ferromagnetic Ground State in a 2D Electron System.

S. A. Vitkalov, Hairong Zheng, K. M. Mertes and M. P. Sarachik

Physics Department, City College of the City University of New York, New York, New York 10031

T. M. Klapwijk

Delft University of Technology, Department of Applied Physics, 2628 CJ Delft, The Netherlands

(December 2, 2024)

The magnetoconductance of silicon MOSFETs obeys the empirical relation $H_{sat} = A(n_s)[\Delta(n_s)^2 + T^2]^{1/2}$, where H_{sat} is the field above which the electrons have been shown to be fully spin-polarized. The energy $k_B\Delta$ exhibits critical behavior, going to 0 at $n_s^0 \approx n_c$, the critical density for the zero-field metal-insulator transition. This implies there is a quantum phase transition at electron density n_s^0 to a ferromagnetic ground state in low-density 2D electron systems.

PACS numbers: 71.30.+h, 73.40.Qv, 73.50.Jt

A great deal of interest has recently been focussed on dilute strongly interacting systems of electrons and holes in two dimensions (2D) [1]. While no metallic phase was believed possible in 2D [2], the conductivity of these dilute systems exhibits metallic temperature dependence above a critical electron [3,4] (hole [5–7]) density n_c and an apparent metal-insulator transition. It has become increasingly clear that the magnetic field has an unusually strong influence on the conductivity, suggesting that the electron spins play a central role: the magnetoconductance is enormous in response to a magnetic field applied in the plane of the electrons [8–11], a parallel magnetic field has been shown to suppress the metallic behavior [9,12], and recent data by Pudalov *et al.* [13] and Shashkin *et al.* [14] have demonstrated a large increase in the g-factor as the electron density is decreased near n_c . The possibility of a ferromagnetic phase in strongly interacting 2D systems was considered in the late 1970's by Rajagopal *et al.* [15], Bergman and Rice [16], and by Ceperley and Adler [17], and further work has been done on this question more recently by a number of authors [18–21]. In this Letter we report data on the temperature dependence of the magnetoresistance that provide compelling evidence that the 2D electron system in silicon MOSFETs undergoes a quantum phase transition to a ferromagnetic phase at a density that is near, or equal to, the critical density for the zero-field metal-insulator transition.

Measurements were taken on three silicon MOSFETs: the mobility μ at 4.2 K was $\approx 30,000$ V/(cm²s) for sample #1 and 20,000 V/(cm²s) for samples #2 and #3. Contact resistances were minimized by using a split-gate geometry, which allows a higher electron density in the vicinity of the contacts than in the 2D system under investigation. Standard AC four-probe techniques were used to measure the resistance with AC currents in the linear regime, typically below 5 nA, at frequency 3Hz.

The sample was mounted at the end of a low temperature probe on a rotating platform. Data were taken at City College in a ³He Oxford Heliox system at temperatures between 0.235 K and 4 K in magnetic fields H up to 12 T. A sample rotator was used to minimize the Hall resistance to align the sample parallel to the field direction. Data at high magnetic field up to 20T were obtained at the National Magnetic Field Laboratory in Tallahassee, Florida.

Fig. 1 (a) shows the longitudinal conductivity σ_{xx} as a function of magnetic field H applied parallel to the plane of a silicon MOSFET for different electron densities $n_s > n_c \approx 0.85 \times 10^{11}$ cm⁻² (n_c is the critical density for the zero-field metal-insulator transition). In agreement with earlier results, the conductivity decreases dramatically with increasing magnetic field and saturates to a value $\sigma_{sat}(n_s, T)$ in magnetic fields $H > H_{sat}(n_s)$.

From an analysis of the positions of Shubnikov-de Haas oscillations in tilted magnetic fields, Okamoto *et al.* [22] showed that the magnetic field H_{sat} above which the resistivity saturates is the same as that required to fully polarize the electron spins. A more direct demonstration of complete spin alignment for $H_{\parallel} \approx H_{sat}$ was recently provided by small-angle Shubnikov-de Haas measurements of Vitkalov *et al.* [23], which showed that the period of the oscillations changes by a factor of two at $\approx H_{sat}$, indicating a crossover from two bands to a single band of electrons with spin up only.

Data for the magnetoconductance have been fit using a number of empirical procedures [11,13,14] as well as a theoretical model [24] suggested. In what follows, we separate the conductivity into a sum of two terms, $\sigma = \sigma_H(n_s, T, H) + \sigma_{sat}(n_s, T)$ using two different procedures depending on electron density. Where they overlap, we show that the two methods yield comparable parameters that exhibit very similar behavior as a function of electron density.

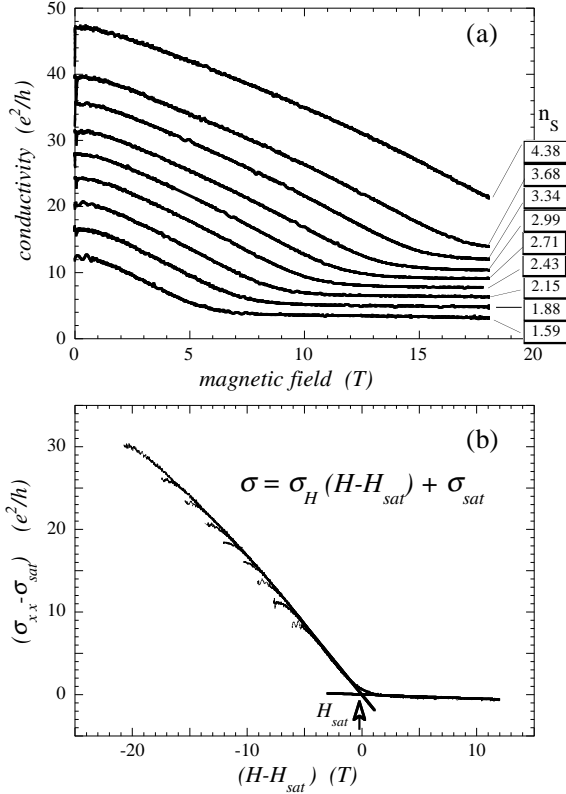


FIG. 1. (a) Conductivity σ_{xx} versus in-plane magnetic field at different electron densities n_s in units 10^{11} cm^{-2} , as labeled. Data are shown for sample #3 at $T = 100 \text{ mK}$. (b) Data collapse obtained by applying simple shifts along the x axis by an amount H_{sat} and the y axis by σ_{sat} , such that $\sigma(H, n_s) = \sigma(H - H_{sat}(n_s)) + \sigma_{sat}(n_s)$ (see text)

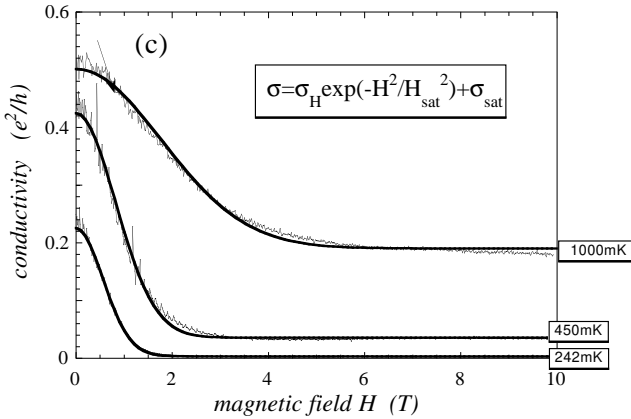


FIG. 2. The magnetoconductance of a silicon MOSFET with electron density $n_s = 0.81 \times 10^{11} \text{ cm}^{-2}$, just below the critical density $n_s \approx 0.86 \times 10^{11} \text{ cm}^{-2}$, at three different temperatures; data are shown for sample #1. The solid curves denote fits to a Gaussian form.

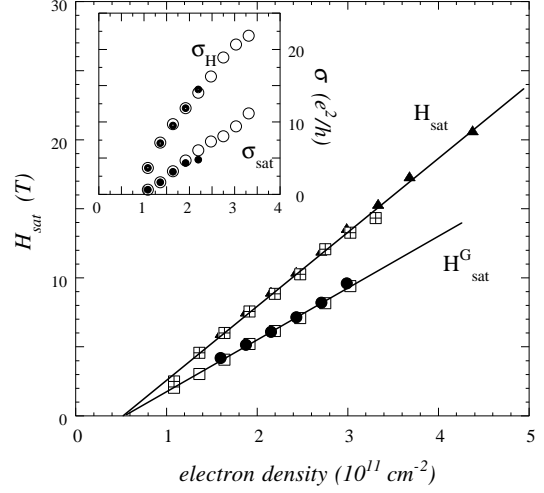


FIG. 3. The parameters H_{sat}^G and H_{sat} obtained by the fitting procedures of Figs. 1 and 2 versus electron density n_s (see text). The inset shows a comparison of σ_H and σ_{sat} obtained by the two methods as a function of electron density. Different symbols denote different samples.

Except for data in a small region near $H = 0$, an excellent collapse of all the magnetoconductance data of Fig. 1 (a) is obtained by applying two simple shifts (on a linear scale): a shift parallel to the σ or y -axis followed by a shift parallel to the H or x -axis. As shown in Fig. 1 (b), for electron densities well above the critical value n_c , this yields a universal curve, $\sigma_H(H - H_{sat})$ such that:

$$\sigma(n_s, H) = \sigma_H(H - H_{sat}(n_s)) + \sigma_{sat}(n_s) \quad (1)$$

The universal function $\sigma_H(H - H_{sat}(n_s))$ depends on magnetic field and goes to ≈ 0 above H_{sat} , and is a direct measure of the spin polarization of the 2D electron system, $\Delta M = \mu g(H - H_{sat})$ [22,23]. The second term on the right hand side, σ_{sat} , is independent of magnetic field; it is present at all fields and is the only term that remains in high field. The inset to Fig. 3 shows σ_{sat} and σ_H plotted as a function of electron density for samples #2 and #3. The amplitude of the field-independent component, σ_{sat} , varies approximately linearly with electron density, while the amplitude of the field-dependent component, given by $\sigma_H(H = 0)$, is slightly sublinear. The main part of Fig. 3 shows that the parameter H_{sat} goes linearly to zero at $n_s \approx 0.55 \times 10^{11} \text{ cm}^{-2}$. The

dependence of H_{sat} on electron density will be further discussed below. Deviations from the universal curve σ_H occur for each density near $H = 0$. The size and range of the low field deviations become larger as the temperature increases. We suggest that these deviations may be related to thermal smearing of the electron distribution function near the Fermi energy E_F as well as smearing by electron scattering and/or interactions.

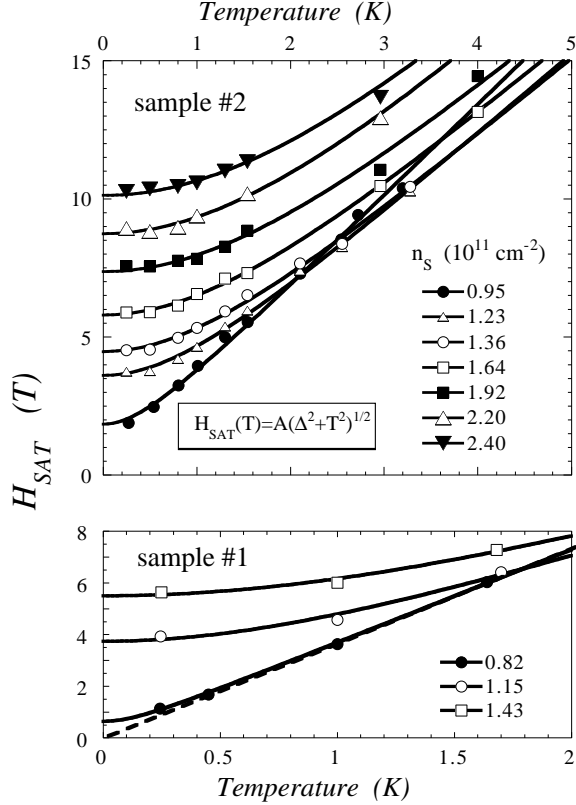


FIG. 4. H_{sat} as a function of temperature for different electron densities for two different samples; the solid lines are fits to Eq. (3).

This analysis progressively fails as the electron density is reduced toward the critical density $n_c \approx 0.85 \times 10^{11} \text{ cm}^{-2}$: the saturation field H_{sat} and the field for which the data deviate from the universal curve of Fig. 1 (b) approach each other so that the overlap region becomes increasingly narrow. A different method must thus be used in this range to obtain the parameters which characterize the field scale and the two components of the conductivity.

For electron densities below $n_s \approx 2.4 \times 10^{11} \text{ cm}^{-2}$, an adequate empirical fit can be obtained to a Gaussian function:

$$\sigma(H) = \sigma_H^G \times \exp[-H^2/(H_{sat}^G)^2] + \sigma_{sat}^G \quad (2)$$

where σ_H^G , H_{sat}^G and σ_{sat}^G are fitting parameters. Here

σ_{sat}^G is independent of in-plane field, σ_H^G is a measure of the strength of the magnetic field dependent part of σ and H_{sat}^G yields the “scale” of the term which depends on magnetic field.

Fig. 2 shows typical fits to Eq. 2 for data at three different temperatures. The Gaussian function provides a reasonable fit, particularly at low temperatures and for small densities [25]. The parameters H_{sat}^G and σ_{sat}^G and σ_H^G obtained from fitting to Eq. (2) are shown in Fig. 3 and its inset. The values of σ_{sat} and σ_H are quite comparable in the range of densities where both methods can be used, and H_{sat} differs only by a scale factor of 1.45. This provides confidence that the Gaussian fitting procedure we used for low densities in the analysis discussed below yields meaningful values for the magnetic field parameter H_{sat}^G .

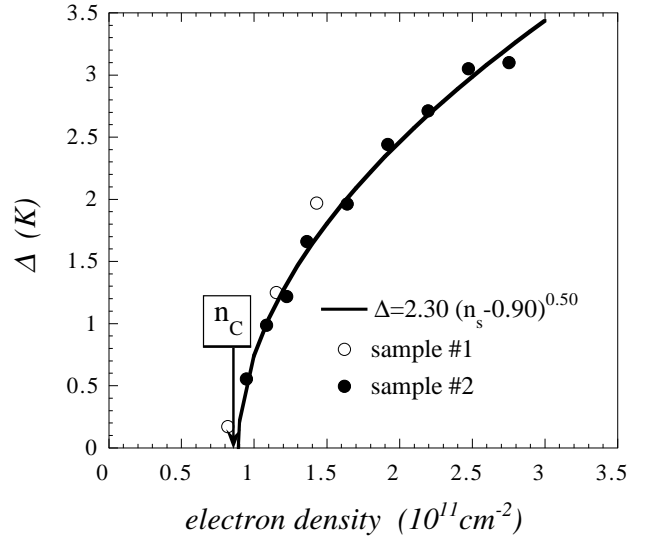


FIG. 5. The parameter Δ versus electron density; the solid line is a fit to the expression $\Delta = \Delta_0(n_s - n_c^0)^\alpha$.

We now examine the behavior of the magnetoconductivity as a function of temperature for electron densities near the critical electron density n_c . The parameters used in the analysis which follows were obtained by fitting to a Gaussian (see Eq.(2)) and multiplying H_{sat}^G by the appropriate scale factor to obtain $H_{sat} = 1.45H_{sat}^G$. For two different samples, Figs. 4 (a) and 4 (b) show the saturation field H_{sat} plotted as a function of temperature for several electron densities. The width of the field dependent part of the magnetoconductivity increases with density and decreases substantially as the temperature decreases, approaching a temperature independent value $H_{sat}(T = 0)$. The behavior can be approximated by

$$H_{sat} = A(n_s)[\Delta(n_s)^2 + T^2]^{1/2} \quad (3)$$

for all electron densities n_s . The solid lines in Fig. 4 are fits to this expression using $A(n_s)$ and $\Delta(n_s)$ as fitting parameters. For $\Delta \gg T$ the field H_{sat} represents a bound-

ary between completely spin polarized and partially polarized electrons. For $\Delta \ll T$ temperature fluctuations become important and H_{sat} indicates a crossover between low and high temperature regimes. The parameter $A(n_s)$ is constant over most of the range and then increases measurably at lower densities, as can be inferred from the slope of the curves; the parameter Δ plotted in Fig. 5 decreases with decreasing density and goes to zero at some value $n_s = n_s^0$. A fit to the critical form

$$\Delta = \Delta_0(n_s - n_s^0)^\alpha \quad (4)$$

yields $\Delta_0 = 2.30$, $\alpha = 0.50$, and $n_s^0 = 0.90 \times 10^{11} \text{ cm}^{-2}$ (for sample #2 for which we have the most extensive set of data). Within the experimental uncertainty of our measurements and of the analysis which yields Δ , the value we obtain for n_s^0 is consistent with the critical density $n_c \approx 0.85 \times 10^{11} \text{ cm}^{-2}$ for the metal-insulator transition obtained from zero-field transport measurements.

The parameter $k_B\Delta$ represents an energy or correlation time $\tau_H \sim \hbar/k_B\Delta$ of the 2D system. For high densities, $T < \Delta \sim \hbar/\tau_H$, H_{sat} is determined by Δ and the 2D system is in the zero temperature limit. Near n_s^0 the measuring temperature $T > \Delta \sim \hbar/\tau_H$, H_{sat} is dominated by thermal effects and is not in the $T = 0$ limit. At $n_s = n_s^0$, the energy $k_B\Delta$ goes to zero, the correlation time τ_H goes to infinity, and the saturation field H_{sat} is proportional to the temperature: $H_{sat} \approx AT$. This means that at n_s^0 the field H_{sat} necessary to *completely* polarize the electrons is progressively smaller as the temperature is reduced; in the limit $T \rightarrow 0$, no field at all is required to achieve full polarization: the magnetic susceptibility is infinite. This implies there is a (zero-temperature) quantum phase transition [26] at electron density n_s^0 to a ferromagnetic ground state, in the 2D system of electrons in silicon MOSFETs [27].

We are grateful to S. Sachdev for valuable discussions, and we thank S. Kravchenko and A. Shashkin for comments on the manuscript. S. A. V. thanks A. Chubukov for useful comments. This work was supported by DOE grant No. DOE-FG02-84-ER45153. Partial support was also provided by NSF grant DMR-9803440.

-
- [1] E. Abrahams, S. V. Kravchenko, and M. P. Sarachik, to be published in Rev. Mod. Phys.; preprint cond-mat/0006055 (2000).
- [2] E. Abrahams, P. W. Anderson, D. C. Licciardello and T. V. Ramrithnan, Phys. Rev. Lett. **42**, 673 (1979).
- [3] S. V. Kravchenko, G. V. Kravchenko, J. E. Furneaux, V. M. Pudalov, and M. D'Iorio, Phys. Rev. B **50**, 8039 (1994); S. V. Kravchenko, W. E. Mason, G. E. Bowker, J. E. Furneaux, V. M. Pudalov, and M. D'Iorio, Phys. Rev. B **51**, 7038 (1995); S. V. Kravchenko, D. Simonian, M. P. Sarachik, Whitney Mason, and J. Furneaux, Phys. Rev. Lett. **77**, 4938 (1996).
- [4] D. Popović, A. B. Fowler, and S. Washburn, Phys. Rev. Lett. **79**, 1543 (1997).
- [5] P. M. Coleridge, R. L. Williams, Y. Feng, and P. Zawadzki, Phys. Rev. B **56**, R12764 (1997).
- [6] Y. Hanein, U. Meirav, D. Shahar, C. C. Li, D. C. Tsui, and H. Shtrikman, Phys. Rev. Lett. **80**, 1288 (1998).
- [7] M. Y. Simmons, A. R. Hamilton, M. Pepper, E. H. Linfield, P. D. Rose, D. A. Ritchie, A. K. Savchenko, and T. G. Griffiths, Phys. Rev. Lett. **80**, 1292 (1998).
- [8] V. T. Dolgoplov, G. V. Kravchenko, A. A. Shashkin, and S. V. Kravchenko, JETP Lett. **55**, 733 (1992).
- [9] D. Simonian, S. V. Kravchenko, M. P. Sarachik, and V. M. Pudalov, Phys. Rev. Lett. **79**, 2304 (1997).
- [10] V. M. Pudalov, G. Brunthaler, A. Prinz, and G. Bauer, Pisma Zh. Eksp. Teor. Fiz. **65**, 887 (1997) [JETP Lett. **65**, 932 (1997)].
- [11] J. Yoon, C. C. Li, D. Shahar, D. C. Tsui, and M. Shayegan, preprint cond-mat/9907128 (1999).
- [12] K. M. Mertes, Hairong Zheng, S. A. Vitkalov, M. P. Sarachik, T. M. Klapwijk, preprint cond-mat/0006379 (2000).
- [13] V. M. Pudalov, G. Brunthaler, A. Prinz, and G. Bauer, preprint cond-mat/0004206 (2000).
- [14] A. A. Shashkin, S. V. Kravchenko, V. T. Dolgoplov, and T. M. Klapwijk, preprint cond-mat/0007402 (2000).
- [15] A. K. Rajagopal, Solid State Commun. **21**, 483 (1977); A. K. Rajagopal, S. P. Singhal, M. Banerjee, and J. C. Kimball, Phys. Rev. B **17**, 2262 (1978).
- [16] D. J. Bergman and T. M. Rice, Solid State Commun. **23**, 59 (1977).
- [17] D. M. Ceperley and B. J. Adler, Phys. Rev. Lett. **45**, 566 (1980).
- [18] P. Kopietz and S. Chakravarty, Phys. Rev. B **40**, 4858 (1989).
- [19] A. Millis, Phys. Rev. B **48**, 7183 (1993).
- [20] S. Sachdev, Zeitschrift fur Physik B **94**, 469 (1994); S. Sachdev and T. Senthil, Annals of Physics **251**, 76 (1996); N. Read and S. Sachdev, Phys. Rev. Lett., **75**, 3509 (1995).
- [21] T. Kirkpatrick and D. Belitz, Phys. Rev. B **53** 14 364 (1996).
- [22] T. Okamoto, K. Hosoya, S. Kawaji, and A. Yagi, Phys. Rev. Lett. **82**, 3875 (1999).
- [23] S.A. Vitkalov, H. Zheng, K. M. Mertes, M. P. Sarachik and T. M. Klapwijk, Phys. Rev. Lett. **85**, 2164 (2000).
- [24] V. T. Dolgoplov and A. Gold JETP Letters, **71** 27, (2000).
- [25] We have tested several other fitting functions including the form suggested within the screening approach [24]; the Gaussian function provides the best fit for electron densities near the critical density n_c .
- [26] For a review on quantum phase transitions see S. L. Sondhi, S. M. Girvin, J. P. Carini, and D. Shahar, Rev. Mod. Phys. **69**, 315 (1997).
- [27] Note that for the 2D quantum antiferromagnetic ground state, complete spin polarization cannot be achieved at infinitesimally small magnetic fields even at $T = 0$ (see S. Sachdev, T. Senthil, and R. Shankar, Phys. Rev. B, **50**, 258, (1994)).