

# Incommensurate Spin–Peierls Phases in the One–Dimensional Quantum Isotropic $XY$ Model

OLEG DERZHKO, TARAS KROKHMALSKII

Institute for Condensed Matter Physics

1 Svientsitskii Street, L’viv–11, 79011, Ukraine

## Abstract

Using the numerical approach for a study of the thermodynamic properties of the nonuniform one–dimensional spin- $\frac{1}{2}$  isotropic  $XY$  model in a transverse field we examine different lattice distortions to reveal which spin–Peierls phases are realized in the magnetic chain at zero temperature in the presence of external field.

An interest in the theoretical study of quantum spin chains exhibiting spin–Peierls phases has incredibly grown since the discovery of the first inorganic spin–Peierls compound  $\text{CuGeO}_3$  (for a review see<sup>1</sup>). Although the quantum Heisenberg model is usually used as an appropriate model to describe the spin–Peierls phase transition in the available materials some generic features can be clarified within the framework of the simpler spin- $\frac{1}{2}$  isotropic  $XY$  chain (see<sup>2,3</sup> and references therein). The latter spin model can be reformulated using the Jordan–Wigner transformation as a one–dimensional model of tight–binding spinless fermions. As a result, the exhaustive analytical and numerical analysis of different properties of the model becomes possible.

In what follows we analyze a stability of various spin–Peierls phases at zero temperature in the presence of external field. For this purpose we consider a nonuniform spin- $\frac{1}{2}$  isotropic  $XY$  chain in a transverse field defined by the Hamiltonian

$$H = \sum_{n=1}^{N-1} J_n (s_n^x s_{n+1}^x + s_n^y s_{n+1}^y) + \Omega \sum_{n=1}^N s_n^z. \quad (1)$$

Here  $J_n = J(1 + \delta_n)$  is the nonuniform exchange interaction between the sites  $n$  and  $n + 1$  and the sequence of parameters  $\delta_1, \dots, \delta_{N-1} \equiv \{\delta_n\}$  defines a certain lattice distortion.  $\Omega$  is the

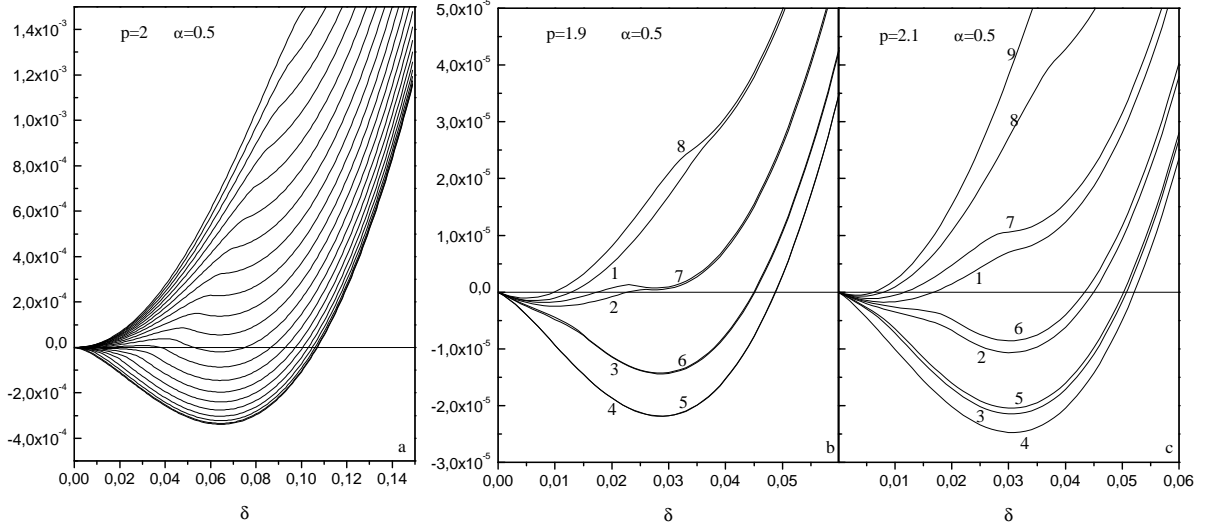


Figure 1:  $\mathcal{E}(\delta, p, \Omega) - \mathcal{E}(0, p, \Omega)$  vs.  $\delta$  at different  $\Omega$ ,  $\alpha = 0.5$ . (a)  $p = 2$ ,  $\Omega = 0.000, 0.005, \dots, 0.100$  (from bottom to top); (b)  $p = 1.9$ ,  $\Omega = 0.065$  (1),  $0.070$  (2),  $\dots$ ,  $0.100$  (8); (c)  $p = 2.1$ ,  $\Omega = 0.060$  (1),  $0.065$  (2),  $\dots$ ,  $0.100$  (9).

value of a uniform external field directed along  $z$  axis. Using the numerical approach described in detail in<sup>4</sup> we calculate the ground state energy  $E_0(\{\delta_n\}, \Omega) = Ne_0(\{\delta_n\}, \Omega)$  of the spin chain (1). The ground state energy does not depend on the sign of  $J$ ; we fix the units putting in what follows  $|J| = 1$ . We accurately analyze the finite-size effects to be sure that our results pertain to the thermodynamic systems. Taking  $N = 1000$  we no more observe the finite-size effects which are nicely pronounced when  $N = 100$  or less.

In the adiabatic treatment of the spin-Peierls instability at zero temperature one should examine the total energy which consists of the magnetic part  $E_0(\{\delta_n\}, \Omega)$  and the elastic part  $\alpha \sum_{n=1}^N \delta_n^2$  for different lattice configurations  $\{\delta_n\}$ . Here  $\alpha$  is the parameter which measures the lattice stiffness. The total energy per site will be denoted by  $\mathcal{E}(\{\delta_n\}, \Omega)$ .

To begin with, we assume  $\alpha = 0.5$  and examine the dimerization ansatz  $\delta_n = -\delta(-1)^n$ ,  $0 \leq \delta \leq 1$ .  $\mathcal{E}(\delta, \Omega) - \mathcal{E}(0, \Omega)$  is shown in Fig. 1a. Inspecting the displayed curves one concludes that i) if  $\Omega$  does not exceed  $\Omega_a$  ( $\approx 0.035$ ) only the dimerized phase occurs (with the dimerization parameter  $\delta^* \approx 0.065$ ); ii) if  $\Omega$  exceeds  $\Omega_a$  but does not exceed  $\Omega_b$  ( $\approx 0.045$ ) both the dimerized and uniform phases are possible, however, the former phase is favorable; iii) if  $\Omega$  exceeds  $\Omega_b$

but does not exceed  $\Omega_c$  ( $\approx 0.065$ ) both the dimerized and uniform phases are possible, however, the latter phase is favorable; iv) if  $\Omega$  exceeds  $\Omega_c$  only the uniform phase is possible. Such a behavior of the total energy corresponds to a scenario of the first order phase transition driven by the external field. Within the frames of the adopted ansatz for  $\delta_n$  we are restricted to the dimerized and uniform phases and cannot judge about a possibility of more complicated lattice distortions.

To discuss whether the total energy can be lowered by another (not uniform) lattice pattern as the field increases we introduce a trial distortion of the form

$$\delta_n = -\delta \cos\left(\frac{2\pi}{p}n\right), \quad (2)$$

where  $p$  is the period of modulation (e.g.,  $p = 2$  yields the dimerization ansatz). A behavior of  $\mathcal{E}(\delta, p, \Omega)$  for  $p = 1.9$  and  $p = 2.1$  as the field increases can be seen in Figs. 1b and 1c, respectively. From the displayed plots one concludes that a long-period structure does arise, if  $\Omega$  exceeds the value about 0.06. Thus, the dimerized phase transforms into a long-period phase rather than into the uniform phase while the field increases.

Further, let us clarify whether for *any small field* there exists such  $p$  which yields the total energy lower than that for the dimerized chain. For a certain  $\alpha$  at the fixed  $\Omega$  ( $= 0, 0.025, 0.05, \dots$ ) we examine the dependence  $\mathcal{E}(\delta, p, \Omega)$  vs.  $\delta$  seeking the minimal value of  $\mathcal{E}(\delta, p, \Omega)$  for different  $p$  (in a sufficiently large region) and then compare those minimal values. As a result, we find the value of  $p$  of the most energetically favorable lattice distortion (2). It will be denoted as  $p^*$ . We repeat the search of the most favorable  $p$  at the fixed  $\Omega$  for different  $\alpha$ . The results obtained are collected in Fig. 2. From Fig. 2a one can learn, for example, that for  $\alpha = 0.5$  the dimerized phase is favorable at least up to  $\Omega = 0.025$  whereas at  $\Omega = 0.05$  it is already unstable with respect to the transformation into a long-period phase (with  $p$  about 2.06). The important conclusion that can be drawn from Fig. 2a is that the dimerized phase for any  $\alpha$  *persists* up to a certain characteristic field (the value of which decreases as  $\alpha$  increases). Another evident observation is that at zero field the dimerized phase brings the lowest total

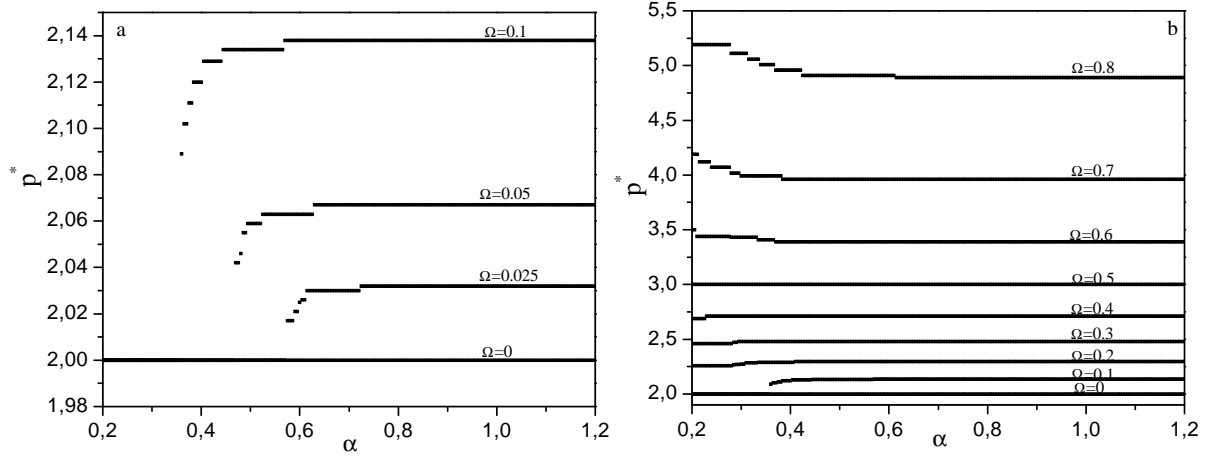


Figure 2:  $p^*$  vs.  $\alpha$  for several values of  $\Omega$ .

energy for any  $\alpha$  (that agrees with the result proved in<sup>5</sup>).

With the increase of the field the lattice parameterized by (2) may exhibit short-period phases, for example, the trimerized phase<sup>6</sup> for which  $p = 3$ . However, as we shall see below, a behavior of the trimerized phase is essentially different in comparison with that of the dimerized phase. Fig. 3a demonstrates that the trimerized phase may really occur at the field about 0.5. In the same region of fields, various long-period structures are possible (Figs. 3b, 3c). Moreover, for any small deviation of the field from 0.5 there exists such  $p$  for which the lattice distortion (2) gives smaller energy than for  $p = 3$ . This can be seen in Fig. 2b. Thus, contrary to the dimerized phase, the trimerized phase does not persist with the field varying and so it continuously transforms into a certain long-period phase.

It is worth noting that using the exact analytical expression<sup>3</sup> for  $e_0(\{\delta_n\}, \Omega)$  for the spin- $\frac{1}{2}$  isotropic  $XY$  chain in a transverse field of period 3 one can find that there may exist two lattice distortions, which preserve the chain length ( $\delta_1 + \delta_2 + \delta_3 = 0$ ), for which  $\mathcal{E}(\{\delta_n\}, \Omega)$  may have an extremum. Namely,  $\delta_1 = \delta_2$  (it follows from (2) if  $p = 3$ ) and  $\delta_1 = -\delta_2$ . We check numerically that in both cases  $\mathcal{E}(\{\delta_n\}, \Omega)$  really exhibits a minimum at  $\Omega$  about 0.5 (see Fig. 4). However, due to the instability with respect to the transformation into long-period phases those trimerized patterns are not so important as the dimerized configuration.

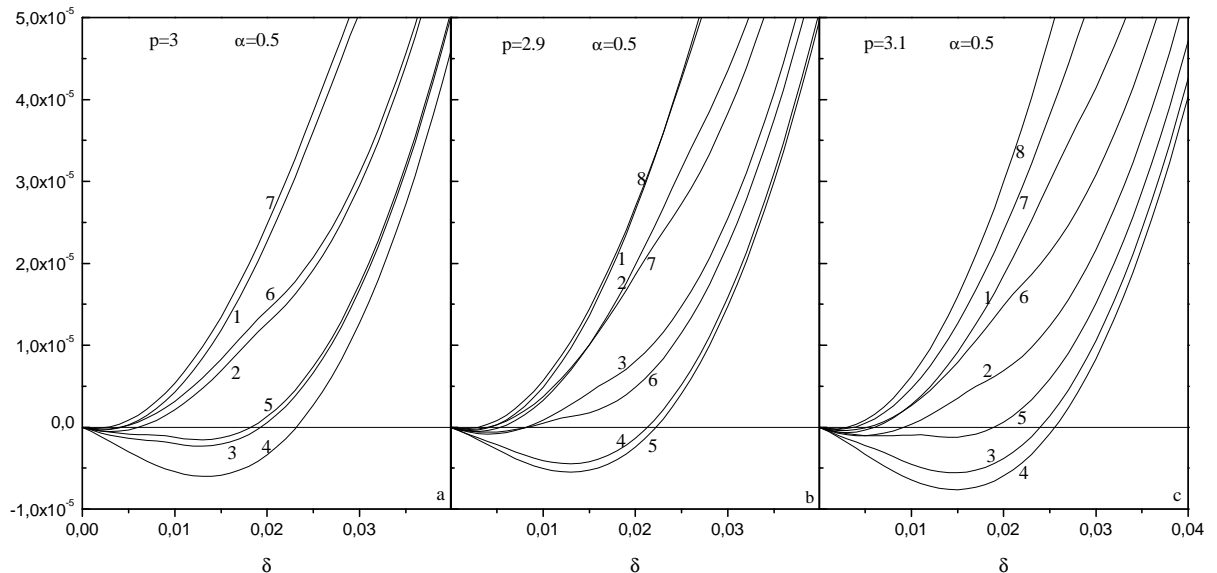


Figure 3:  $\mathcal{E}(\delta, p, \Omega) - \mathcal{E}(0, p, \Omega)$  vs.  $\delta$  at  $\Omega$  about 0.5,  $\alpha = 0.5$ . (a)  $p = 3$ ,  $\Omega = 0.485$  (1), 0.490 (2), ..., 0.515 (7); (b)  $p = 2.9$ ,  $\Omega = 0.450$  (1), 0.455 (2), ..., 0.485 (8); (c)  $p = 3.1$ ,  $\Omega = 0.515$  (1), 0.520 (2), ..., 0.550 (8).

To summarize, using a numerical approach we examined (within the adiabatic approximation) a stability of various lattice distortions of the spin- $\frac{1}{2}$  isotropic  $XY$  chain at zero temperature in the presence of external field. We found that while the field increases the favorable at zero field dimerized phase persists until the field achieves a certain characteristic value, at which a first order transition into incommensurate phase occurs. Although in a moderate field one can find distortions having short periods (for example, of period 3) which bring a gain in the total energy, any small variation of the field leads to more energetically favorable long-period structures. In strong fields, the uniform lattice can be expected. Clearly, since we are restricted to the adopted ansatz for a lattice distortion (2) we can say for sure what lattice distortion is not realized rather than to point out which lattice distortion should occur. Finally, let us note that the elaborated numerical procedures can be easily applied to other distortion patterns, e.g., an array of solitons<sup>7</sup>.

The authors thank J. Richter and O. Zabyrannyi for discussions. O. D. acknowledges the kind hospitality of the Magdeburg University in the summer of 2000 when a part of this work

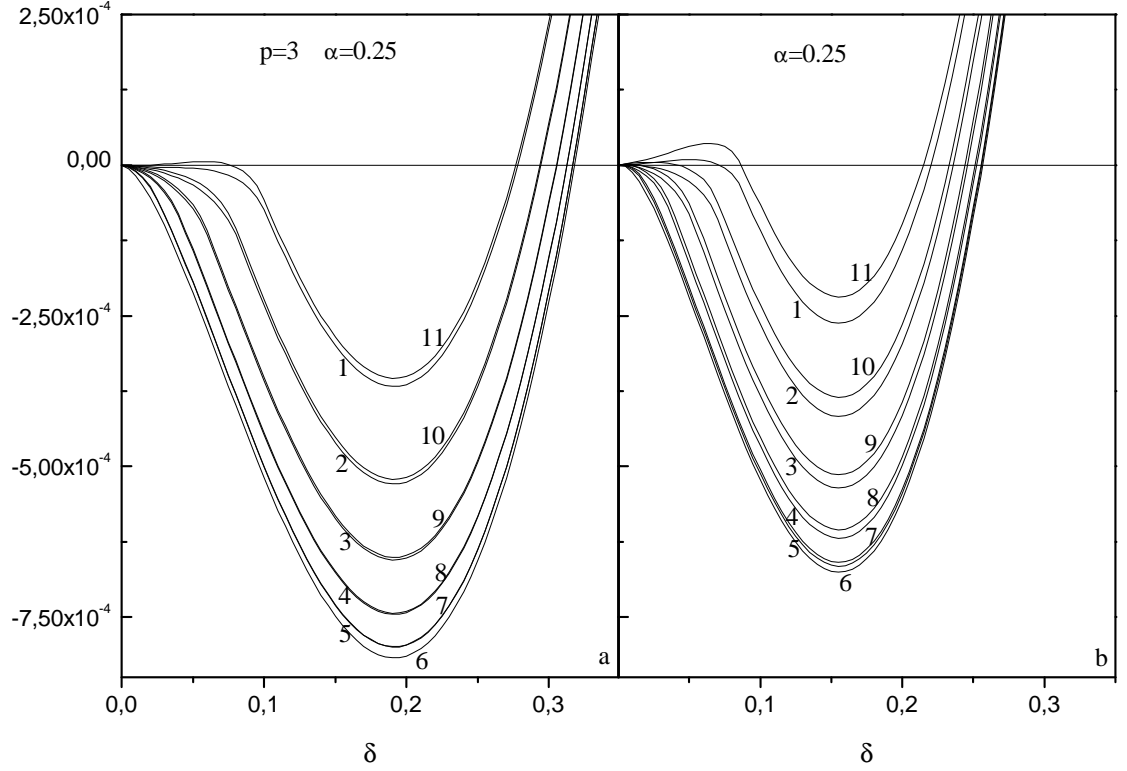


Figure 4:  $\mathcal{E}(\{\delta_n\}, \Omega) - \mathcal{E}(\{0\}, \Omega)$  vs.  $\delta$  for two lattice distortions of period 3, i.e.  $\delta_1 = \delta_2 = \frac{1}{2}\delta$ ,  $\delta_3 = -\delta$  (a) and  $\delta_1 = -\delta_2 = \delta$ ,  $\delta_3 = 0$  (b), at  $\Omega$  about 0.5,  $\alpha = 0.25$ .  $\Omega = 0.45$  (1), 0.46 (2), ..., 0.55 (11).

was carried out.

## References

1. Boucher J. P., Regnault L. P., J. Phys. I France, **6**, 1939 (1996).
2. Taylor J. H., Müller G., Physica A, **130**, 1 (1985).
3. Derzhko O., Richter J., Zaburannyi O., Physica A, **282**, 495 (2000).
4. Derzhko O., Krokhamalskii T., phys. stat. sol. (b), **208**, 221 (1998).
5. Kennedy T., Lieb E. H., Phys. Rev. Lett., **59**, 1309 (1987).
6. Okamoto K., Solid State Commun., **83**, 1039 (1992).
7. Feiguin A. E., Riera J. A., Dobry A., Ceccatto H. A., Phys. Rev. B, **56**, 14607 (1997).