

Random quantum magnets with broad disorder distribution

D. Karevski¹, Y-C. Lin², H. Rieger³, N. Kawashima⁴ and F. Igloi^{5,6,1}

¹ *Laboratoire de Physique des Matériaux, Université Henri Poincaré (Nancy 1), B.P. 239, F-54506 Vandœuvre lès Nancy cedex, France*

² *NIC, Forschungszentrum Jülich, 52425 Jülich, Germany*

³ *Theoretische Physik, Universität des Saarlandes, 66041 Saarbrücken, Germany*

⁴ *Department of Physics, Tokyo Metropolitan University, 192-0397 Tokyo, Japan*

⁵ *Research Institute for Solid State Physics and Optics, H-1525 Budapest, P.O.Box 49, Hungary*

⁶ *Institute for Theoretical Physics, Szeged University, H-6720 Szeged, Hungary*

(September 7, 2000)

We study the critical behavior of Ising quantum magnets with broadly distributed random couplings (J), such that $P(\ln J) \sim |\ln J|^{-1-\alpha}$, $\alpha > 1$, for large $|\ln J|$ (Lévy flight statistics). For sufficiently broad distributions, $\alpha < \alpha_c$, the critical behavior is controlled by a line of fixed points, where the critical exponents vary with the Lévy index, α . In one dimension, with $\alpha_c = 2$, we obtained several exact results through a mapping to surviving Riemann walks. In two dimensions the varying critical exponents have been calculated by a numerical implementation of the Ma-Dasgupta-Hu renormalization group method leading to $\alpha_c \approx 4.5$. Thus in the region $2 < \alpha < \alpha_c$, where the central limit theorem is valid the broadness of the distribution is relevant for the 2d quantum Ising model.

I. INTRODUCTION

Quenched, i.e. time independent disorder may have a strong influence on quantum phase transitions, which take place at zero temperature by varying a quantum control parameter, δ , which measures the strength of quantum fluctuations¹. The critical behavior of random quantum magnets can be conveniently studied within the framework of a renormalization group (RG) scheme introduced by Ma, Dasgupta and Hu² and later applied by Fisher^{3,4} and others⁵⁻⁷. In this “energy-space” RG method the strongest bonds and transverse fields are successively decimated out and other couplings/fields are replaced by weaker ones generated by a perturbation calculation. During the RG procedure one keeps track of the energy scale, Ω , which is the actual value of the strongest coupling/transverse field; the average length scale, ξ , which is the correlation length associated with the average equal-time correlation function; and the size of the average local moment of a cluster, μ , which is formed after decimating out the couplings between the spins. For many systems - during renormalization - the disorder grows without limits, thus as $\Omega \rightarrow 0$ typically a coupling/transverse field is infinitely stronger or weaker than the neighboring one and the RG procedure becomes asymptotically exact⁸. This type of critical behavior is controlled by an infinite randomness fixed point (IRFP). At an IRFP the physical properties of the system are determined by the so called *rare events*, which are samples, which occur with vanishing probability, but dominate the average behavior.

At an IRFP the scaling properties are unusual: they are fully characterized by three critical exponents, denoted by ψ , ϕ and ν and defined as follows⁹. At the IRFP

the relevant time-scale, $t_r \sim 1/\Omega$, and length-scale, ξ , are related through:

$$\ln t_r \sim \xi^\psi, \quad (1.1)$$

thus scaling is strongly anisotropic and, as a consequence, the average critical dynamical correlations are logarithmically slow¹⁰. The dependence of the average magnetic moment per cluster on the change of the energy scale as $\Omega_0 \rightarrow \Omega$ is asymptotically given by

$$\mu \sim [\ln(\Omega_0/\Omega)]^\phi, \quad (1.2)$$

from which the anomalous dimension of the bulk magnetization, x_m , in dimension, d , follows as:

$$x_m = d - \phi\psi. \quad (1.3)$$

We note that for bulk spins the average, equal-time correlations behave as $\sim r^{-2x_m}$ at criticality, whereas end-to-end correlations involve the corresponding surface exponent, x_m^s , which is generally different from x_m . Finally, the third characteristic exponent of the IRFP, ν , is connected to the asymptotic behavior of the average correlation length close to the critical point:

$$\xi \sim |\delta|^{-\nu}. \quad (1.4)$$

Prototype of a disordered quantum system with an IRFP is the random transverse-field Ising model (RTIM) defined by the Hamiltonian:

$$H = - \sum_{\langle i,j \rangle} J_{ij} \sigma_i^x \sigma_j^x - \sum_i h_i \sigma_i^z. \quad (1.5)$$

Here σ_i^x, σ_i^z are Pauli matrices at site i , the nearest neighbor coupling constants, J_{ij} , and the transverse fields, h_i , are independent random variables.

In one dimension (1d), where the topology of the lattice is invariant under renormalization, Fisher³ has solved analytically the fixed-point RG equations from which the position of the random critical point,

$$\delta = [\ln h]_{\text{av}} - [\ln J]_{\text{av}} = 0, \quad (1.6)$$

and the values of the critical exponents follow. They are listed in Table 1.

In Eq.(1.6) and in the following $[\dots]_{\text{av}}$ is used to denote averaging over quenched disorder. The critical exponents in Table 1, except ϕ , can also be derived by an exact mapping to a random walk (RW) problem¹¹. A series of numerical studies¹² have confirmed the validity of the above RG and RW results.

TABLE I. Critical exponents of the RTIM in one and two dimensions. In 1d exact results for normal disorder are in the first row, whereas in the second row the corresponding exponents are given for the Lévy distribution ($1 < \alpha < 2$). In 2d the differences in the numerical estimates are due to different disorder distributions and the truncation procedure used in the numerical RG method.

	Ψ	Φ	ν	x_m	x_m^s
1d	1/2	$(1 + \sqrt{5})/2$	2	$(3 - \sqrt{5})/4$	1/2
Lévy	$1/\alpha$	$\alpha/(\alpha - 1)$			1/2
2d	0.42 ⁵	2.5 ⁵	1.072 ⁵	1.0 ⁵	
	0.5 ⁶	2.0 ⁶		0.94 ⁶	
	0.6 ⁷	1.7 ⁷	1.25 ⁷	0.97 ⁷	

Also in two dimensions the critical behavior of the RTIM is found to be controlled by an IRFP⁵ and the corresponding critical exponents, as presented in Table 1, have been determined by implementing numerically the RG procedure⁵⁻⁷. These RG results are consistent with values obtained by quantum Monte Carlo simulations¹³.

One important question concerning the critical behavior of random quantum systems is the domain of attraction of the IRFP for different type of disorder distributions. Using an analogy with the RW problem it is generally expected that the critical exponents of random quantum systems are universal, provided the disorder is *i*) spatially homogeneous, *ii*) not correlated, and *iii*) not broadly distributed. Problems related to the first two conditions, i.e. the effect of inhomogeneous or correlated disorder have already been studied in Ref. 14 and Ref. 15, respectively. In both cases the critical properties for strong enough perturbations are modified: they are governed by a line of IRFP-s, such that the critical exponents are continuously varying functions of the inhomogeneity/correlation parameters.

In the present paper we are going to release the third type of restriction and study the effect of broad disorder distributions on the critical properties of random quantum magnets. We consider the RTIM with the Hamiltonian in Eq.(1.5) and keep in mind that at the IRFP it is the logarithm of the couplings and the transverse

fields which follows a smooth probability distribution³. Therefore we use a parametrization

$$J_{ij} = \Lambda^{\Theta_{ij}} \\ h_i = h_0. \quad (1.7)$$

where the exponents, Θ_{ij} are independent random variables. They are taken from a broad distribution, $\pi(\Theta)$, such that for large arguments they decrease as, $\pi(\Theta) \sim |\Theta|^{-1-\alpha}$. We consider the region $\alpha > 1$, where the κ -th moment of the distribution exists for $\kappa < \alpha$. This type of distribution, which comes for in different domains of physics and science¹⁶ is usually called *Lévy flight* or *Riemann walk* in the discrete version its parameter, α , is the Lévy index. Throughout this paper we use the following distribution: $\pi(\Theta) = p\alpha(1 + \Theta)^{-1-\alpha}$ for $\Theta > 0$ and $\pi(\Theta) = q\alpha(1 + |\Theta|)^{-1-\alpha}$ for $\Theta < 0$, or its discretized version (Riemann walk), where $\Theta_i = \pm 1, \pm 2, \dots$ etc. and in the normalization α is replaced by $(\zeta(1 + \alpha) - 1)$, where $\zeta(x)$ denotes the Weierstrass zeta function.

The structure of the paper is the following. In Section 2 the 1d version of the model is considered and studied analytically (through a mapping to surviving Riemann walks) and numerically. In Section 3 the 2d model is studied by a numerical implementation of the RG procedure. Our results are discussed in the final Section, whereas some details about persistence properties of Lévy flights are presented in the Appendix.

II. THE ONE-DIMENSIONAL PROBLEM

A. Exact results through a mapping to random walks

The critical properties of the one-dimensional RTIM can be conveniently studied through a mapping to a RW problem¹¹ and a similar procedure works also for the random XX- and XY-models¹⁷. The method, which has also been used for inhomogeneous¹⁴ and correlated disorder¹⁵, is based on an exact expression of the surface magnetization of the transverse-field Ising model with L sites^{18,11}:

$$m_s(L) = \left[1 + \sum_{l=1}^{L-1} \prod_{j=1}^l \left(\frac{h_j}{J_j} \right)^2 \right]^{-1/2}, \quad (2.1)$$

where the last spin of the chain at $l = L$ is fixed to the state $|\sigma_L^x\rangle = |\uparrow\rangle$. Before analysing Eq.(2.1) we cite another simple relation^{19,11}, in which the lowest excitation energy, $\epsilon(L)$, in a finite system with open boundary conditions is asymptotically related to the surface magnetization in Eq.(2.1):

$$\epsilon(L) \sim m_s(L) \overline{m}_s(L) h_L \prod_{i=1}^{L-1} \frac{h_i}{J_i}, \quad (2.2)$$

provided $\epsilon(L)$ vanishes faster than L^{-1} . Here $\overline{m}_s(L)$ denotes the finite-size surface magnetization at the other

end of the chain and follows from the substitution $h_j/J_j \leftrightarrow h_{L-j}/J_{L-j}$ in Eq.(2.1).

Now we start to analyse the expression in Eq.(2.1) and look for the possible values of $m_s(L)$ using the discrete version of the distribution, $\pi(\Theta)$, fix $h_0 = 1$ and taking the limit $\Lambda \rightarrow \infty$. It is easy to see that for this extreme distribution the products in Eq.(2.1), $\prod_{j=1}^l (h_j/J_j)^2$, take three different values: zero, one or infinity, and for a given sample m_s is zero, whenever any of the products is infinite, otherwise $m_s(L) = O(1)$. To calculate the *average* surface magnetization one should collect the samples with $m_s(L) = O(1)$. Here we use the RW-picture of Ref 11 and assign to each disorder configuration a random walk, which starts at $t = 0$ at position $y = 0$ and takes at time $t = i$ a step of length Θ_i with probability $\pi(\Theta_i)$. Then for a disorder configuration with a finite surface magnetization the corresponding RW stays until $t = L$ steps at one side of its starting position, $y(t) > 0$, $t = 1, 2, \dots, L$, in other words the RW has surviving character. As a consequence $[m_s(L)]_{av}$ is proportional to the fraction of surviving RW-s, given by the surviving probability, $P_{surv}(t)$ at $t = L$.

For a symmetric distribution, i.e. with $p = q = 1/2$ the corresponding RW-s have no drift, whereas for the asymmetric case, $p \neq q$, there is an average bias given by $\delta_W = q - p$, so that for $\delta_W > 0 (< 0)$ the walk is drifted towards (off) the adsorbing wall at $y = 0$. The bias of the RW is proportional to the control-parameter of the RTIM, δ , as defined in Eq.(1.6), thus the correspondence between RTIM and RW can be generally formulated as:

$$[m_s(\delta, L)]_{av} \sim P_{surv}(\delta_w, t)|_{t=L}, \quad \delta \sim \delta_w. \quad (2.3)$$

Consequently from the persistence properties of Lévy flights, which are summarized in the Appendix, one can deduce the singular behavior of the average surface magnetization of the RTIM.

We start with the finite-size behavior at the critical point, $\delta = 0$, which is given with the correspondences in Eqs.(2.3) and (A12) as

$$[m_s(0, L)]_{av} \sim L^{-x_m^s}, \quad x_m^s = 1/2. \quad (2.4)$$

Thus the anomalous dimension of the average surface magnetization, x_m^s , does not depend on the Lévy index, α , its value is the same as for the normal distribution in Table 1.

In the paramagnetic phase, $\delta > 0$, the corresponding Riemann walk has an average drift towards the adsorbing site. Consequently its surviving probability in Eq.(A14) and thus the related average surface magnetization of the RTIM has an exponentially decreasing behavior as a function of the scaling variable, $\delta L^{1-1/\alpha}$, which is analogous to that in Eq.(A4). Consequently the characteristic length-scale in the problem, the average correlation length, ξ , and the quantum control parameter, δ , close to the critical point are related as in Eq.(1.4), however with an α -dependent exponent:

$$\nu(\alpha) = \frac{\alpha}{\alpha - 1}. \quad (2.5)$$

Note that $\nu(\alpha)$ is divergent as $\alpha \rightarrow 1^+$, which is a consequence of the fact that the first moment of the Lévy distribution is also divergent in that limit. In the other limiting case, $\alpha \rightarrow 2^-$, we recover the result for the normal distribution in Table 1.

In the ferromagnetic phase, $\delta < 0$, the corresponding Riemann walk is drifted off the adsorbing site and, as shown in the Appendix, the surviving probability approaches a finite value in the large time limit. Consequently the average surface magnetization of the RTIM is also finite in the ferromagnetic phase and for a small $|\delta|$ it behaves according to Eq.(A15) as:

$$\lim_{L \rightarrow \infty} [m_s(\delta, L)]_{av} \sim |\delta|^{\beta_s}, \quad \beta_s = \frac{\alpha}{2(\alpha - 1)}. \quad (2.6)$$

Thus the scaling relation, $\beta_s = x_m^s \nu$, is satisfied.

Next, we turn to study the scaling behavior of the lowest excitation energy starting with the expression in Eq.(2.2). Here we note that in a given sample the existence of a very small gap is accompanied by the presence of local order. Thus in a sample with a low-energy excitation one can find a strongly coupled domain (SCD) of size l , where the coupling distribution follows a surviving walk character. Consequently in Eq.(2.2) $m_s = O(1)$ and $\overline{m}_s = O(1)$ and one gets the estimate:

$$\epsilon \sim \prod_{i=1}^{l-1} \frac{h_i}{J_i} \sim \exp\left(-l_{tr} \overline{\ln(J/h)}\right). \quad (2.7)$$

Here l_{tr} measures the size of transverse fluctuations of the corresponding surviving Lévy flight of length $t = l$ and $\overline{\ln(J/h)}$ denotes an average value. At the critical point, $\delta \sim \delta_w = 0$, the surviving region of the walk and thus the SCD in the RTIM extends over the volume of the sample, $l \sim L$, and from Eq.(A3), $l_{tr} \sim L^{1/\alpha}$, so that Eq.(2.7) leads to:

$$\ln \epsilon(L) \sim L^\psi, \quad \psi = 1/\alpha \quad \delta = 0; . \quad (2.8)$$

The critical exponent, ψ defined in Eq.(1.1) is a continuous function of the Lévy index which takes its value for the normal distribution in Table 1 when $\alpha \rightarrow 2^-$.

In the paramagnetic phase, $\delta > 0$, there are still realizations with a small energy gap, the scaling form of which in a finite system of size, L , can be estimated by the following reasoning. For a Lévy flight the probability of a large transverse fluctuation, l_{tr} , is given from Eq.(A8) as $p(l_{tr}, L) \sim L(l_{tr})^{-(1+\alpha)}$, thus its characteristic size can be estimated as $l_{tr} \sim L^{1/(1+\alpha)}$ from the condition $p(l_{tr}, L) = O(1)$. Consequently the lowest gap has the scaling form:

$$\ln \epsilon(L) \sim L^{1/(1+\alpha)}, \quad \delta > 0, \quad (2.9)$$

which implies a logarithmically broad gap distribution even in the Griffiths phase. This is in contrast to the behavior with the normal distribution, where $l_{tr} \sim \ln L^{11}$, and the scaling form of the gap is in a power-law form, $\epsilon(L) \sim L^{-z}$, where the dynamical exponent, z , is a continuous function of the quantum control parameter.

In the remaining part of this subsection we discuss the probability distribution of the surface magnetization. Let us remind that, at the critical point, the average surface magnetization is determined by the so-called *rare events*, which are samples having $m_s = O(1)$. The typical samples, however, which are represented by non-surviving random walks, have a vanishing surface order in the thermodynamic limit. For a large but finite system of size L , $m_s(L)$ is dominated by the largest product, $\prod_j (h_j/J_j)$, in Eq.(2.1) so that

$$\ln m_s(L) \sim \bar{\epsilon}(L) \sim -l_{tr} \overline{\ln(h/J)} \quad (2.10)$$

where $\bar{\epsilon}(L)$ is the value of the gap in the dual system, i.e. where the fields and the couplings are interchanged, $h_i \leftrightarrow J_i$. Since at the critical point the system is self-dual we have from Eq.(2.8) $\ln m_s(L) \sim L^\psi$ and the appropriate scaling variable is

$$P_L(\ln m_s) = \frac{1}{L^\psi} \tilde{p}\left(\frac{\ln m_s}{L^\psi}\right). \quad (2.11)$$

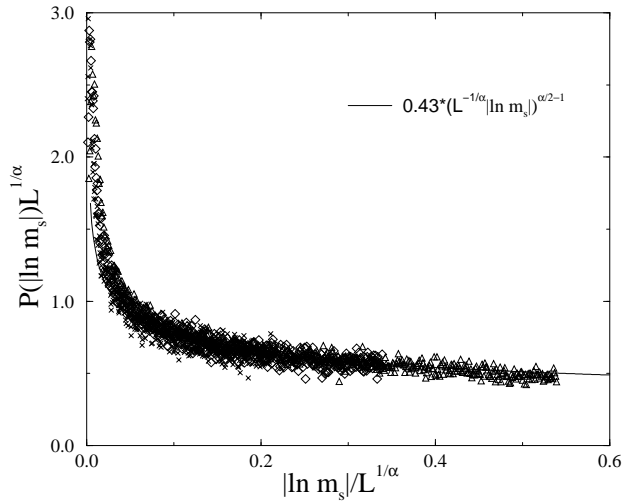


FIG. 1. Rescaled distribution of the logarithmic surface magnetization for $L = 512(\triangle)$, $1024(\diamond)$ and $2048(\circ)$ at $\alpha = 1.5$. The full line represents the scaling expression for small arguments, where the only fitting parameter is the amplitude.

Assuming that the scaling function behaves as $\tilde{p}(y) \sim |y|^a$ for small $|y|$, then the average magnetization is given by $[m_s]_{av} = 1/L^\psi \int dm_s \tilde{p}(\ln m_s/L^\psi) \sim L^{-(1+a)\psi}$, which implies $a = \alpha/2 - 1$, to recover the exponents in Eqs.(2.4) and (2.8). These relations have been checked through a numerical evaluation of Eq.(2.1) for

50000 samples of large systems with size up to $L = 2048$. As seen in Fig.1 there is a very good agreement between the scaling and numerical results. In the paramagnetic phase, $\delta > 0$, close to the critical point according to Eq.(2.10) the typical surface magnetization behaves asymptotically as

$$\ln m_s(L) \sim -\delta L \sim -L/\xi_{typ}, \quad (2.12)$$

where the typical correlation length, ξ_{typ} , diverges at the critical point as:

$$\xi_{typ} \sim |\delta|^{-\nu_{typ}}, \quad \nu_{typ} = 1. \quad (2.13)$$

Note that the characteristic exponent, ν_{typ} , is independent of α , but still satisfies the scaling relation⁹, $\nu_{typ} = \nu(1 - \psi)$.

B. Bulk magnetization: a numerical renormalization group study

The critical behavior of the bulk magnetization of the 1d RTIM is not related to the properties of a homogeneous RW, but it can be calculated from the so called average persistence properties of a Sinai walk, i.e. a random walk in a random environment²⁰. This procedure has already been used to calculate the magnetization scaling dimension, x_m , of the RTIM with correlated disorder¹⁵. Here we use another numerical method to study x_m for Lévy-type disorder, which method is based on a numerical implementation of the Ma-Dasgupta-Hu RG procedure. The RG-equations³ and their numerical use are well documented in the literature⁵⁻⁷. Here we use the finite-size version of the method⁶, in which we start with a large finite ring of size L with random couplings and perform the decimation procedure until the last spin. The last log-coupling (transverse field) sets the log-energy scale, $\Gamma = -\log(\Omega/\Omega_0)$, which at the critical point scales from Eq.(1.1) as $\Gamma \sim L^\psi$, whereas the critical cluster moment in Eq.(1.2), associated with the last remaining cluster, scales as $\mu \sim L^{\phi\psi}$. Repeating the calculation for several realizations of the disorder the critical exponents can be deduced from the appropriate scaling functions.

We start with an analysis of the log-energy distribution, which should be a function of the scaling variable Γ/L^ψ for different finite systems. As shown in Fig.2 there is an excellent data collapse using our analytical result $\psi = 1/\alpha$ as given in Eq.(2.8).

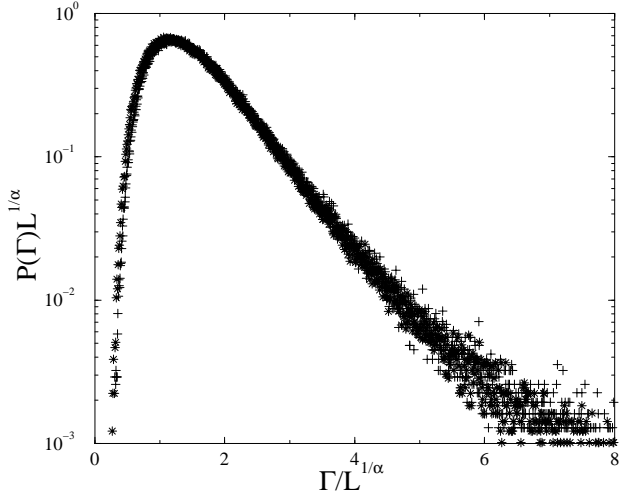


FIG. 2. Rescaled distribution of the logarithmic energy scale, Γ , for different finite lengths, $L = 32(\diamond), 64(+)$ and $128(*)$ at $\alpha = 1.5$. The best collapse of the data is obtained by the analytical result $\psi = 1/\alpha$.

Next, we analyze the distribution of the cluster moment μ , which is a function of the scaling variable μ/L^{ϕ_ψ} , from which the magnetization scaling dimension, x_m , follows through Eq.(1.3). From the optimal data collapse, as presented in Fig.3, we obtain $x_m = 0.22$ for $\alpha = 1.5$, which is definitely larger than that of the system with normal disorder, as given in Table 1. Repeating the calculation for the average magnetization, $m(\delta) = [\mu/L]_{\text{av}}$, the appropriate scaling variables outside the critical point are mL^{x_m} and $L\delta^\nu$. As shown in Fig.4 in terms of the scaled variables we obtain a very good data collapse, using x_m from Fig.3 and the analytical expression in Eq.(2.5) for ν .

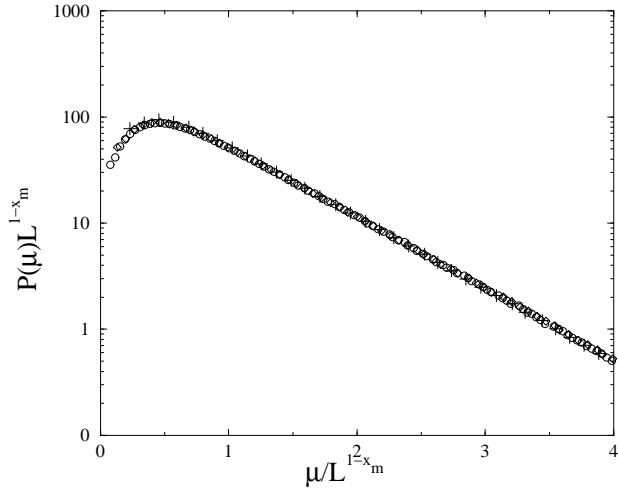


FIG. 3. Rescaled distribution of the cluster moment for different finite lengths, $L = 32(+), 64(\diamond)$ and $128(\circ)$ at $\alpha = 1.5$. The optimal collapse of the data gives $x_m = 0.22$.

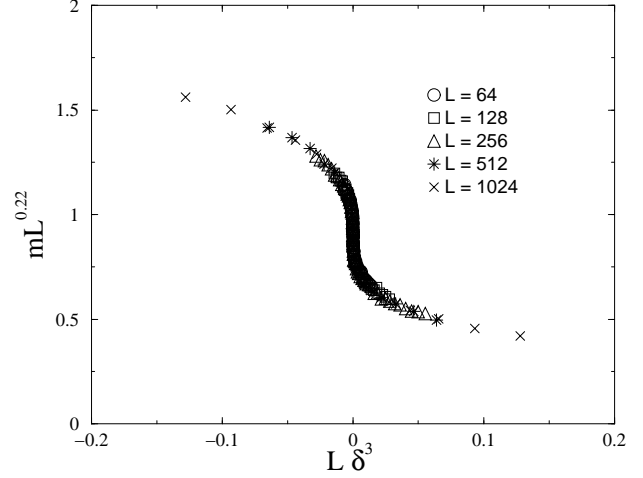


FIG. 4. Scaling plot of the average bulk magnetization for different finite systems at $\alpha = 1.5$.

For a systematic study of the bulk magnetization scaling index we have determined the average critical magnetization for different finite systems and then calculated an effective exponent, $x_m(L)$, by two-point fit comparing $m(L)$ and $m(2L)$. As shown in Fig.5 the effective exponents have a weak size dependence, so that one can have an accurate extrapolated value for $L \rightarrow \infty$, which clearly depends on the value of the Lévy index, $1 < \alpha < 2$. These extrapolated magnetization exponents are presented in Fig. 6, where for $\alpha > 2$ x_m is expected to be α independent, however the corrections to scaling are strong, especially around the cross-over value $\alpha_c = 2$. At this point we note that in parallel to the RTIM we have also calculated the magnetization scaling dimension of the random quantum Potts chain for $q = 3$.

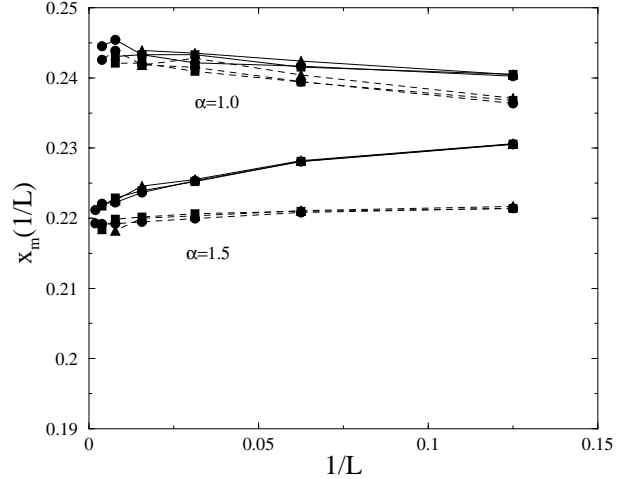


FIG. 5. Effective magnetic exponents for $\alpha = 1.5$ and $\alpha = 1$. The full lines connecting the data for the RTIM are guide to the eye. For a comparison the same quantities for the $q = 3$ -state random quantum Potts chain are also presented, where the data points are connected by dashed lines.

As can be seen in Fig. 5 the extrapolated exponents of the Ising and Potts chains are very probably the same for the same value of the Lévy index, α . This result completes the universality of the two models as obtained before analytically for normal disorder²¹.

We close this section by a study of the average magnetization in the ferromagnetic phase, $\delta < 0$, where the average cluster moment scales with the size of the system, L . As a consequence the average magnetization approaches a finite limit as $L \rightarrow \infty$, which close to the critical point behaves asymptotically as $m(\delta) \sim |\delta|^\beta$. As shown in Fig.7 the results for different finite systems converge to a power-law form where the critical exponent, β , satisfies the scaling relation, $\beta = x_m \nu$.

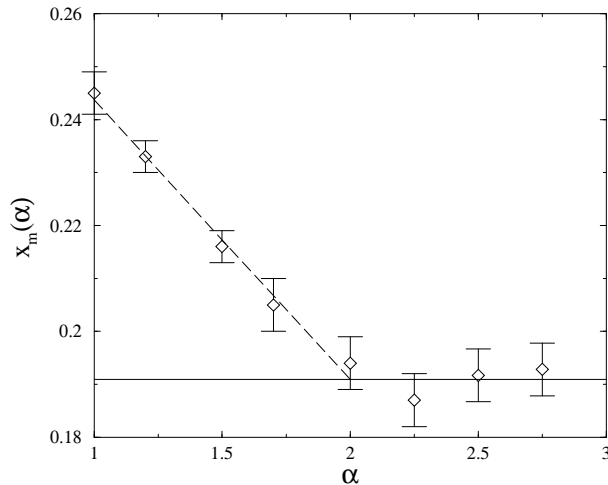


FIG. 6. Bulk magnetization exponent for different values of α . The full line represents x_m for normal disorder, the dashed line is guide to the eye.

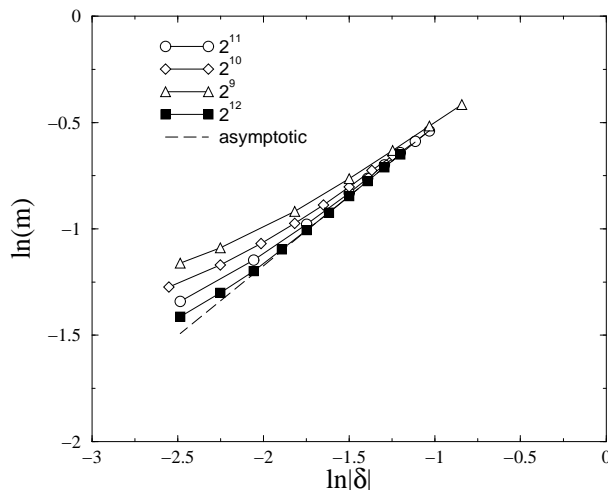


FIG. 7. Average bulk magnetization in the ordered phase as a function of the quantum control parameter in a log-log plot ($\alpha = 1.5$). For small δ the finite size results converge to the dashed line with a slope of $\beta = 0.66$.

III. THE TWO-DIMENSIONAL PROBLEM

In 2d the critical properties of the RTIM with normal disorder is controlled by an IRFP, so that the Madhupata-Hu RG procedure provides asymptotically exact critical properties. We expect that these properties of the RTIM stay valid for broad distributions, too, and we study the 2d problem using the RG method. There are, however, several limitations for the numerical implementation of the method. First, as in 1d, the systems under consideration have a finite spatial extent and the number of disorder realizations which can be studied is also finite. In 2d an extra problem is caused by the fact that the topology of the lattice is not invariant under the RG transformation and as a result new couplings between remote spins are generated.

To avoid these type of difficulties a truncation procedure has been introduced in Ref 5, such that a class of generated interactions, which are expected to cause very small errors, are neglected. In Ref.[6], where the finite-size version of the RG method is used, all the generated interactions were kept for moderately large finite systems. In Ref.[7] a selection condition in the finite-size RG method has been introduced by showing that many of the generated new couplings are “dead” in the sense that they are not decimated out in later steps, so that they can be omitted without causing any error in the renormalization. With this observation one could consider larger finite systems and at the same time the necessary computational time has considerably reduced.

In the present paper we apply the finite-size RG method supplemented by the selection condition. In this way we could treat systems on the square lattice with linear size up to $L = 128$ and we considered typically 10000 realizations and some 1000 samples for the largest systems.

In 2d the position of the critical point of the system is not known by self-duality, therefore we used the following numerical procedure for its determination. First we calculated the average magnetization, $m(L, h_0)$, in a finite systems of size L and then defined the scaling function, $g_L(h_0)$, as the ratio:

$$\frac{m(L, h_0)}{m(L/2, h_0)} = g_L(h_0). \quad (3.1)$$

In the ferromagnetic phase, $h_0 < h_c$, in the thermodynamic limit $m(L, h_0)$ does not depend on L , consequently $\lim_{L \rightarrow \infty} g_L(h_0) = 1$. On the other hand in the paramagnetic phase, $h_0 > h_c$, using the example of the surface magnetization of the 1d RTIM in Eq.(2.1), $m(L, h_0)$ is exponentially small in L , thus the scaling function has a vanishing limiting value. In between at the critical point, $h_0 = h_c$, where $m(L, h_c) \sim L^{-x_m}$ we have a finite limiting value $\lim_{L \rightarrow \infty} g_L(h_c) = 2^{-x_m}$. Consequently calculating $g_L(h_0)$ for a series of sizes the position of the limiting

crossing points defines the critical point of the system, whereas the abscissas of the crossing points are related to the magnetization scaling dimension, x_m . This procedure is illustrated in Fig. 8 on the example of the 1d model with $\alpha = 1.5$, where the previously calculated critical properties of the system are accurately reobtained.

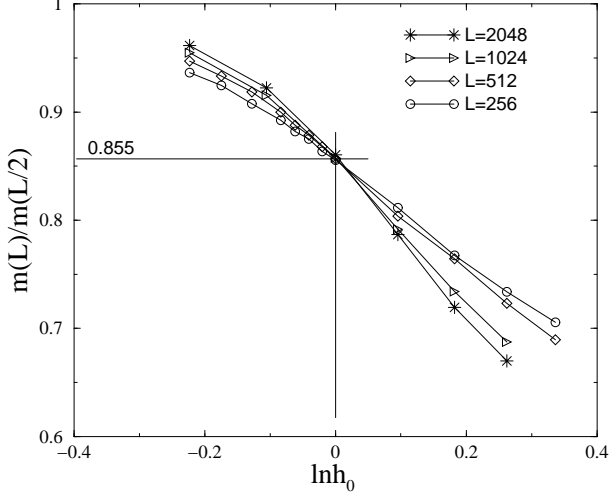


FIG. 8. Finite-size estimates of the critical point and the magnetization scaling dimension of the 1d model with $\alpha = 1.5$.

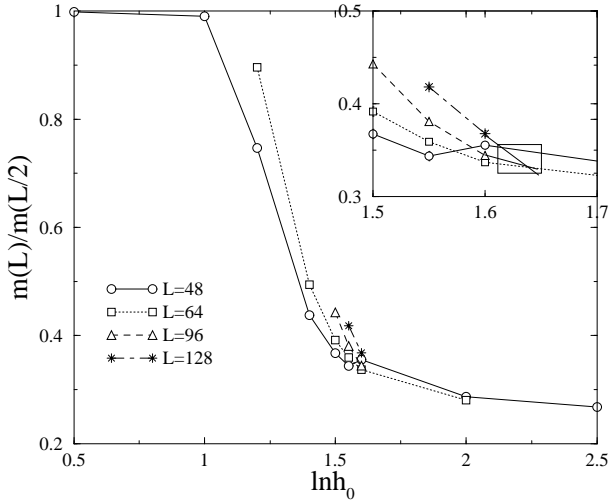


FIG. 9. The same as in Fig. 8 for the 2d model with $\alpha = 3$.

In 2d a similar plot of the scaling functions for $\alpha = 3$ is shown in Fig. 9, where the crossing point is obtained with a reasonably small error. Repeating this calculation for various α -s we have obtained estimates for the critical points and the magnetization exponents, which are presented in Fig. 10. As seen in this figure x_m is monotonously decreasing with $\alpha < \alpha_c$, whereas for $\alpha > \alpha_c$ x_m stays approximately constant and this value

corresponds, within the error of estimates, to that of the 2d RTIM with normal disorder, as given in Table 1. From Fig. 10 the cross-over value can be estimated as $\alpha_c \approx 4.5$. The magnetization scaling dimension, x_m , or more precisely $\phi\psi = 2 - x_m$, is also related to the finite-size behavior of the average cluster moment at the critical point: $[\mu_L]_{av} \sim L^{\phi\psi}$, which is illustrated in Fig. 11 for $\alpha = 3$. From the slope of the curve in a log-log plot one obtains an estimate of $\phi\psi = .48$, which is in agreement with the results shown in Fig. 10. Similar agreement is found for other values of α , too.

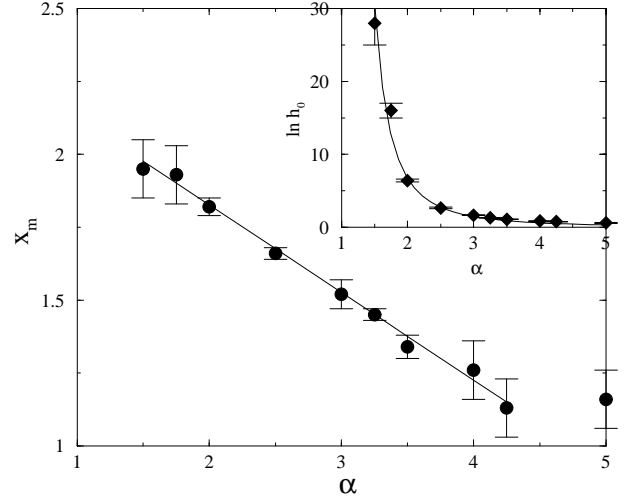


FIG. 10. Magnetization scaling dimensions in 2d for different values of the Levy-index. In the inset the estimated critical points are presented. The line connecting the data points is a guide to the eye.

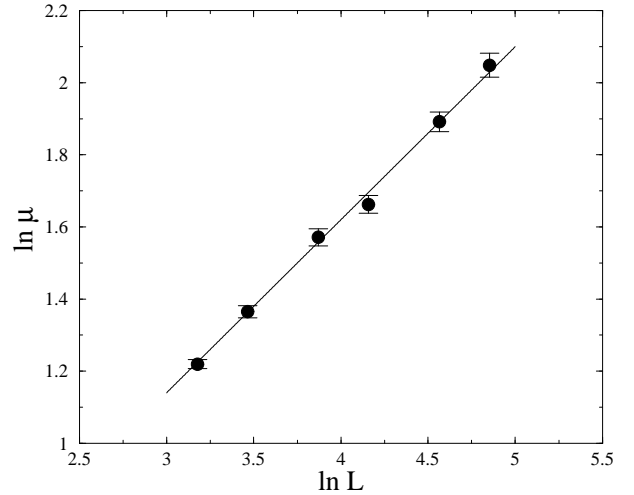


FIG. 11. Average critical cluster moment as a function of size in a log-log plot ($\alpha = 3$). The slope of the line corresponds to $\phi\psi = 0.48$.

Our final investigation concerns the scaling behavior of the distribution function of the log-energy-scale, $P_L(\Gamma)$, at the critical point. As in the 1d problem the critical exponent, ψ , can be obtained from an optimal data collapse in terms of the scaling variable Γ/L^ψ . In Fig. 12 we present for $\alpha = 3$ the rescaled accumulated probability distribution function, where a satisfactory data collapse is obtained for $\psi = 0.8$. Similar estimates for other α -s are collected in Fig. 13. As for the x_m exponent ψ is a monotonously decreasing function for $\alpha < \alpha_c \approx 4.5$, whereas for $\alpha > \alpha_c$ it is approximately constant and this value corresponds to that of the model with normal disorder as given in Table 1.

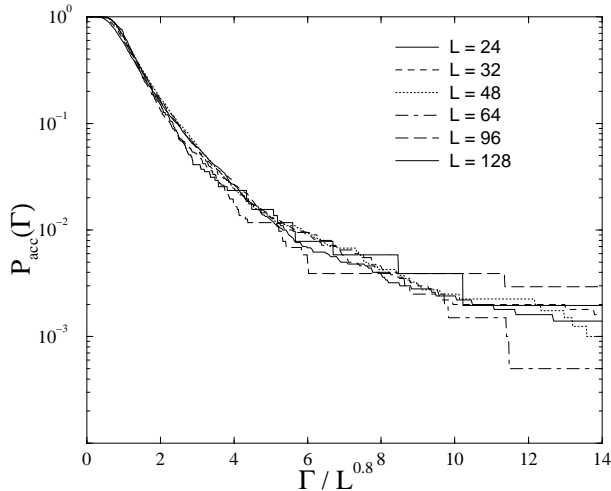


FIG. 12. Rescaled accumulated probability distribution function of the log-energy-scale at $\alpha = 3$. Satisfactory data collapse is obtained with the exponent $\psi = 0.80$.

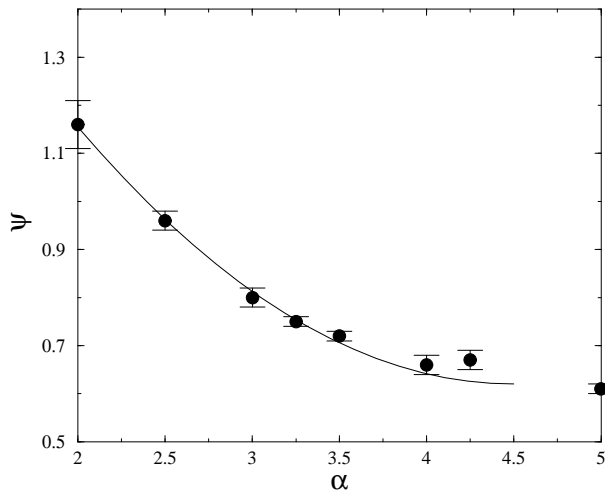


FIG. 13. The critical exponent ψ as a function of the Lévy index for the 2d model. The line is a guide to the eye.

IV. SUMMARY

In this paper the effect of a broad disorder distribution on the critical behavior of the RTIM is studied in one and two space dimensions. The broadness of the disorder distribution becomes relevant, if the Lévy index is lowered below a critical value, α_c . In the region of $1 < \alpha < \alpha_c$ the critical exponents of the IRFP-s are continuous functions of α and for $\alpha > \alpha_c$ they are the same as in the model with normal disorder.

In 1d we obtained $\alpha_c = 2$, in close analogy with random walks, where the central limit theorem is valid for $\alpha > 2$. This analogy is more than a simple coincidence, since the 1d RW and the quantum Ising spin chain are related through an exact mapping²², which then has the same requirement for the relevance-irrelevance conditions. In 2d, where such type of mapping does not exist, the limiting value is found to be approximately around $\alpha_c \approx 4.5$, thus in the region of $2 < \alpha < \alpha_c$ the broadness of disorder is relevant for the RTIM, whereas it is irrelevant for the RW.

Outside the critical point, in the so-called Griffiths-phase²³ some physical quantities of random quantum Ising magnets (linear and non-linear susceptibility, autocorrelations, etc.) are still singular and in the presence of normal disorder these Griffiths-McCoy singularities are characterised by the dynamical exponent, $z(\delta)$, which is a function of the distance of the critical point. For broad distribution of the disorder the probability of rare events is enhanced, consequently the Griffiths-McCoy singularities become stronger. In 1d we have shown by scaling arguments leading to Eq.(2.9) that the dynamical exponent is formally infinite in the whole Griffiths-phase.

Considering other magnetic models we expect that in 1d the critical properties of the random XX, XXX and q-state quantum Potts models are controlled by the same IRFP as that of the RTIM and this is parametrized by the Lévy index, α . This result for the XX-model is a consequence of a known mapping^{4,17} whereas for the two other models the RG decimation equations are asymptotically equivalent to that of the RTIM^{4,21}. This equivalence has been explicitly tested here for the Potts model with $q = 3$. On the other hand in two dimensions such an equivalence can be expected only for the random quantum Potts model, since the random XX- and XXX-models have no IRFP-s in higher dimensions^{5,17}.

Acknowledgment: We are grateful to L. Turban for useful discussions and for a critical reading of the manuscript. This work has been supported by a German-Hungarian exchange program (DAAD-MÖB), by the Hungarian National Research Fund under grant No OTKA TO23642, TO25139, MO28418 and by the Ministry of Education under grant No. FKFP 0596/1999. Numerical calculations are partially performed on the Cray-T3E at Forschungszentrum Jülich. The Laboratoire de Physique des Matériaux is Unité Mixte de Recherche CNRS No 7556.

APPENDIX: SURVIVING PROBABILITY OF LÉVY FLIGHTS

Consider the following sum

$$S_n = \sum_{j=1}^n x_j, \quad (\text{A1})$$

where the independent random variables, x_j , follow the same broad probability distribution, $\pi(x)$, which asymptotically behaves as

$$\pi(x) \simeq_{x \rightarrow \infty} p x^{-(1+\alpha)}, \quad \pi(x) \simeq_{x \rightarrow -\infty} q |x|^{-(1+\alpha)}, \quad (\text{A2})$$

with $1 < \alpha < 2$ and we are interested in the probability distribution of S_n , $p(S, n)$, for large n . According to exact results²⁴ there exists a limit distribution, $\tilde{p}(u)du$, in term of the variable, $u = S_n/l_n - c_n$, as $n \rightarrow \infty$. Here the normalization:

$$l_n = n^{1/\alpha}, \quad (\text{A3})$$

is the transverse fluctuation of the walk, if we interpret $n = t$ as the (discrete) time and $S_{n=t}$ as the position of the walker in the transverse direction. The second normalization is given by

$$c_n = -n^{1-1/\alpha} \delta_w, \quad (\text{A4})$$

where with $\delta_w = -\langle x \rangle$ we define the bias of the walk. For a small δ_w one gets from the combination in Eq.(A4) the scaling relation between time and bias as:

$$t \sim |\delta_w|^{-\nu(\alpha)}, \quad \nu(\alpha) = \frac{\alpha}{\alpha - 1}. \quad (\text{A5})$$

For a symmetric distribution, when $\pi(x)$ is an even function, thus $p = q$ and $\delta_w = 0$, we have for the limit distribution:

$$\tilde{p}(u) = L_{\alpha,0}(u) = \frac{1}{2\pi} \int_{-\infty}^{\infty} e^{iku - |k|^\alpha} dk, \quad (\text{A6})$$

which has an expansion around $u = 0$

$$L_{\alpha,0}(u) = \frac{1}{\pi\alpha} \sum_{k=0}^{\infty} (-1)^k \frac{u^{2k}}{(2k)!} \Gamma\left(\frac{2k+1}{\alpha}\right) \quad (\text{A7})$$

and for large u it is asymptotically given by

$$L_{\alpha,0}(u) = \frac{1}{\pi} u^{-(1+\alpha)} \Gamma(1+\alpha) \sin(\pi\alpha/2), \quad (\text{A8})$$

where $\Gamma(x)$ denotes the gamma function.

Next we consider the surviving probability, $P_{\text{surv}}(t, \delta_w)$, which is given by the fraction of those walks, which have not crossed the starting position until $t = n$, thus $S_i > 0$ for $i = 1, 2, \dots, n$. For a biased walk, with $0 < |\delta_w| \ll 1$, the asymptotic behavior of $P_{\text{surv}}(n, \delta_w)$ is

equivalent to that of a symmetric walk ($\delta_w = 0$) but with a moving adsorbing boundary site, which has a constant velocity of $v = \delta_w$. For this event, with $S_i > vi$ for $i = 1, 2, \dots, n$, the surviving probability is denoted by $F(n, v)$, whereas the probability for $S_n > vn$, irrespectively from the previous steps, is denoted by $P(n, v)$ and the latter is given by:

$$P(n, v) = \int_{nv}^{\infty} p(S, n) dS. \quad (\text{A9})$$

Between the generating functions:

$$F(z, v) = \sum_{n \geq 0} F(n, v) z^n$$

$$P(z, v) = \sum_{n \geq 1} \frac{P(n, v)}{n} z^n \quad (\text{A10})$$

there is a useful relation due to Sparre Andersen²⁵:

$$F(z, v) = \exp[P(z, v)], \quad (\text{A11})$$

which has been used recently in Ref 26.

In the zero velocity case, $v = 0$, which is equivalent to the symmetric walk with $\delta_w = 0$, we have $P(n, 0) = 1/2$. Consequently $P(z, 0) = -\frac{1}{2} \ln(1 - z)$ and $F(z, 0) = (1 - z)^{-1/2}$, from which one obtains for the final asymptotic result:

$$P_{\text{surv}}(t, 0) = F(n, 0)|_{n=t} \sim t^{-\theta}, \quad \theta = 1/2. \quad (\text{A12})$$

Note that the persistence exponent, $\theta = 1/2$, is independent of the form of a symmetric probability distribution, $\pi(x)$, thus it does not depend on the Lévy index, α .

For $v > 0$, i.e. when the allowed region of the particle shrinks in time the correction to $P(n, 0) = 1/2$ has the functional form, $P(n, v) = 1/2 - g(\tilde{c})$, with $\tilde{c} = vn^{1-1/\alpha}$. Evaluating Eq.(A9) with Eq.(A7) one gets in leading order, $P(n, v) = \frac{1}{2} - \tilde{c}A(\alpha) + O(\tilde{c}^3)$, with $A(\alpha) = \Gamma(1 + 1/\alpha)/\pi$. Then $P(z, v) - P(z, 0) \simeq A(\alpha)v \sum_{n \geq 1} z^n n^{-1/\alpha}$ is singular around $z \rightarrow 1^-$ as $\sim (1 - z)^{-(1-1/\alpha)}$, consequently

$$F(z, v) \simeq (1 - z)^{-1/2} \exp\left[-A(\alpha)v(1 - z)^{-(1-1/\alpha)}\right], \quad (\text{A13})$$

in leading order and close to $z = 1^-$. Here the second factor gives the more singular contribution to the surviving probability, which is in an exponential form:

$$P_{\text{surv}}(t, \delta_w) \sim F(n, v)|_{v=\delta_w, n=t}$$

$$\sim t^{-1/2} \exp\left[-\text{const} \delta_w t^{1-1/\alpha}\right]. \quad (\text{A14})$$

For $v < 0$, i.e. when the allowed region of the particle increases in time we consider the large $|v|$ limit and write Eq.(A9) with Eq.(A8) as $P(n, v) \simeq 1 -$

$B(\alpha)\tilde{c}^{-\alpha} + O(\tilde{c}^{-3\alpha})$ with $B(\alpha) = \Gamma(1+\alpha)\sin(\pi\alpha/2)/\pi\alpha$. Then, in the large $|v|$ limit $P(z, v) = -\ln(1-z) - B(\alpha)|v|^{-\alpha} \sum_{n \geq 1} z^n n^{-\alpha}$, where the second term is convergent even at $z = 1$. As a consequence the surviving probability remains finite as $n \rightarrow \infty$ and we have the result, $F(n, v) \simeq 1 - \text{const}|v|^{-\alpha}$, for $|v| \gg 1$. For a small velocity, $0 < |v| \ll 1$, we can estimate $F(n, v)$ by the following reasoning. After $n = n_c$ steps the distance of the adsorbing site from the starting point, $y_s = vn_c$, will exceed the size of transverse fluctuations of the walk in Eq(A3), $l_{tr} \sim n_c^{1/\alpha}$, with $n_c \sim |v|^{-\nu(\alpha)}$. Then the walker which has survived until n_c -steps with a probability of $n_c^{-1/2}$, will survive in the following steps with probability $O(1)$. Consequently

$$\lim_{t \rightarrow \infty} P_{surv}(n, \delta_w) \sim \lim_{n \rightarrow \infty} F(n, v)|_{v=\delta_w, n=t} \sim |\delta_w|^{\nu(\alpha)/2}. \quad (\text{A15})$$

-
- ¹ For a review see: R.N. Bhatt: in *Spin Glasses and Random Fields*, Ed. A.P. Young (World Scientific, Singapore, 1998) p. 225.
- ² S.K. Ma, C. Dasgupta and C.-K. Hu, Phys. Rev. Lett. **43**, 1434 (1979); C. Dasgupta and S.K. Ma, Phys. Rev. **B22**, 1305 (1980).
- ³ D.S. Fisher, Phys. Rev. Lett. **69**, 534 (1992); Phys. Rev. B **51**, 6411 (1995).
- ⁴ D.S. Fisher, Phys. Rev. B **50**, 3799 (1995).
- ⁵ O. Motrunich, S.-C. Mau, D.A. Huse and D.S. Fisher, Phys. Rev. **B61**, 1160 (2000).
- ⁶ Y.-C. Lin, N. Kawashima, F. Iglói and H. Rieger, Prog. Th. Phys. (Suppl.) **138**, 470 (2000).

- ⁷ N. Kawashima and F. Iglói, unpublished.
- ⁸ It has been recently shown that the asymptotically exact nature of the RG method stays valid also in an extended part of the paramagnetic region, in the so called Griffiths phase. F. Iglói, R. Juhász and P. Lajkó, e-print cond-mat/0005375.
- ⁹ D.S. Fisher, Physica A **263**, 222 (1999).
- ¹⁰ H. Rieger and F. Iglói, Europhys. Lett. **39**, 135 (1997).
- ¹¹ F. Iglói and H. Rieger, Phys. Rev. **B57** 11404 (1998).
- ¹² A.P. Young and H. Rieger, Phys. Rev. **B53**, 8486 (1996); F. Iglói and H. Rieger, Phys. Rev. Lett. **78**, 2473 (1997); A.P. Young, Phys. Rev. **B56**, 11691 (1997); F. Iglói, R. Juhász and H. Rieger, Phys. Rev. **B59**, 11308 (1999).
- ¹³ C. Pich, A.P. Young, H. Rieger and N. Kawashima, Phys. Rev. Lett. **81**, 5916 (1998).
- ¹⁴ D. Karevski, R. Juhász, L. Turban and F. Iglói, Phys. Rev. B **60**, 4195 (1999).
- ¹⁵ H. Rieger and F. Iglói, Phys. Rev. Lett. **83**, 3741 (1999).
- ¹⁶ P. Bak, *How nature works*, (Springer-New York, 1996).
- ¹⁷ F. Iglói, R. Juhász and H. Rieger, Phys. Rev. B **61**, 11552 (2000).
- ¹⁸ I. Peschel, Phys. Rev. B **30**, 6783 (1984).
- ¹⁹ F. Iglói, L. Turban, D. Karevski and F. Szalma, Phys. Rev. **B56**, 11031 (1997).
- ²⁰ H. Rieger and F. Iglói, Europhys. Lett. **45**, 673 (1999).
- ²¹ T. Senthil and S.N. Majumdar, Phys. Rev. Lett. **76**, 3001 (1996).
- ²² F. Iglói, L. Turban and H. Rieger, Phys. Rev. **E59**, 1465 (1999).
- ²³ R.B. Griffiths, Phys. Rev. Lett. **23**, 17 (1969).
- ²⁴ B.V. Gnedenko and A.N. Kolmogorov, *Limit Distributions for Sums of Independent Random Variables* (Addison-Wesley, Reading, MA, 1954).
- ²⁵ E. Sparre Andersen, Math. Scand. **1**, 263 (1953); **2**, 195 (1954).
- ²⁶ M. Bauer, C. Godreche and J.M. Luck, J. Stat. Phys. **96**, 963 (1999).