

Analytical results for generalized persistence properties of smooth processes

Ivan Dornic^{†,1}, Anaël Lemaître^{‡,2}, Andrea Baldassarri^{‡,§,3}, and Hugues Chaté^{‡,4}

[†] *Max Planck Institut für Physik Komplexer Systeme
Nöthnitzer Straße 38, D-01187 Dresden, Germany*

[‡] *Service de Physique de l'État Condensé, CEA Saclay
F-91191 Gif-sur-Yvette cedex, France*

[§] *Istituto Nazionale di Fisica Nucleare, Unitá di Camerino
Dipartimento di Matematica e Fisica, Università di Camerino
Via Madonna delle Carceri, I-62032 Camerino, Italy*

Abstract

We present a general scheme to calculate within the independent interval approximation generalized (level-dependent) persistence properties for processes having a finite density of zero-crossings. Our results are especially relevant for the diffusion equation evolving from random initial conditions, one of the simplest coarsening systems. Exact results are obtained in certain limits, and rely on a new method to deal with constrained multiplicative processes. An excellent agreement of our analytical predictions with direct numerical simulations of the diffusion equation is found.

P.A.C.S.: 02.50.Ey, 05.40.-a, 02.50.-r, 82.20.Mj

To appear in *J. Phys. A: Math. Gen.*

¹dornic@mpipks-dresden.mpg.de (Corresponding author)

²lemaitre@drecam.saclay.cea.fr

³baldassa@roma1.infn.it

⁴chate@drecam.saclay.cea.fr

1 Introduction

In the past few years, first-passage properties in nonequilibrium situations have attracted much interest, with numerous works devoted to the so-called persistence phenomenon (for a recent review, see [1], and references therein). The simplest setting might be within the field of phase-ordering kinetics where, as domain growth proceeds, the following question naturally arises [2, 3]: What is the fraction $R(t)$ of space which has always been in the same phase (say the + one) up to time t ? Equivalently for zero-temperature quenches, $R(t)$ is the probability that a given spin has never flipped up to time t , and is observed to decay in time as $t^{-\theta}$, θ being the persistence exponent. The latter can also be considered as a first-passage exponent, since $-dR(t)/dt$ represents the probability that an interface first sweeps over a given point at time t . Experimental measurements of θ have been conducted in breath figures [3], and in a system of nematic liquid crystal akin to the $2d$ Ising model dynamics [4]. At par with the general view that thermal noise should be asymptotically irrelevant in coarsening systems, several numerical methods [5, 6, 7, 8] indicate that θ seems to keep the same value for all quenches in the broken-symmetry region. Unfortunately, exact calculations of this new critical exponent are scarce [9, 10] since, after integrating out at a given location in space the spatial degrees of freedom, one has to deal with an effective stochastic process which is generically non-Markovian. Perturbative techniques to calculate θ have therefore been developed [11, 12, 13, 14, 15], especially when a spin can be associated with (the sign of) a Gaussian process, a situation common to various closure schemes [16, 17, 18] of phase-ordering. Other lines of investigation have been concerned with extending the notion of (local) persistence probability. This includes notably the definition of a persistence exponent θ_g for the global order parameter (at T_c [19], and below [6, 7]), the notion of block-persistence [6, 7] (which encompasses both θ and θ_g), and two others generalizations [20, 21], relaxing in a different fashion the no spin-flip constraint inherent to the definition of $R(t)$. Here we shall deal with the extension introduced in [20] (see also [22]), which is based on the consideration of the local mean magnetization:

$$M(t) = \frac{1}{t} \int_0^t dt' \sigma(t'). \quad (1.1)$$

This quantity is simply related to the proportion of time spent in one the two possible phases by a given spin $\sigma \equiv \sigma_{\mathbf{r}}$. The distribution of $M(t)$ contains also the persistence probability, for $\text{Prob}\{M(t) = +1\} = R(t)$. Yet, as soon as $|M(t)| < 1$, changes of phase are allowed, and one observes that $M(t)$ converges, when $t \rightarrow \infty$, to a broad limiting distribution f_M , reminiscent of the classical arcsine law for Brownian motion, whose singular behaviour $f_M(x) \sim (1 - x^2)^{\theta-1}$ at the edges $x = \pm 1$ of its support involves the

persistence exponent [20]. Another conceptually related route giving access to θ is to consider, for a fixed value of the level $x < 1$, the persistent large deviations $R(t, x) = \text{Prob} \{M(t') \geq x, \forall t' \leq t\}$ of the mean magnetization, which can be also interpreted as the (+)-persistence of the process $\text{sign}[M(t) - x]$. For large times, this quantity decays as a power-law $t^{-\theta(x)}$ [20], and the original persistence exponent appears as the limiting case $\theta = \lim_{x \rightarrow 1^-} \theta(x)$ of a continuously-varying family of generalized persistence exponents. Let us mention that another infinite hierarchy of exponents appears when one allows a spin to be “reborn” with a certain probability p each time it flips [21], or when one considers the survival properties of (spatial) domains in coarsening systems [23]. In fact, $R(t, x)$ displays a non-trivial structure even for the simple (uncorrelated) binomial random walk [24].

Although the existence of level-dependent exponents is by no means new (see, e.g., [25] for Gaussian processes, and the more recent work [15]), it is physically very appealing that, as pointed out in [8], both the limit law $f_M(x)$ and the spectra $\theta(x)$ seems to be *universal* for the $2d$ Ising model in the whole region $T < T_c$, up to a rescaling of x by the corresponding equilibrium value of the magnetization, thus reflecting the fact that coarsening systems, though perpetually out-of-equilibrium, are nevertheless in *local* equilibrium.

We have also argued recently [26] that the global shape of the $\theta(x)$ curve is a sensitive probe of the type of noise (stochastic or deterministic) vehicled by the domain walls’ motion, thereby suggesting an explanation to the discrepancy currently reported [7] between the persistence exponents of the $2d$ Ising model and of its continuous counterpart, the time-dependent Ginzburg-Landau (TDGL) equation.

The purpose of the present work is to present a family of models for which generalized persistence properties can be obtained analytically. We shall do this within the framework of the independent interval approximation (IIA) used in [12, 13] to calculate the persistence exponent for a Gaussian random field evolving under the diffusion equation. The IIA has been used later to determine the limit law for this system [20], and our work is a natural continuation of this study. Although the IIA is an uncontrolled approximation, limited to “smooth” processes (that is, if $\sigma(t) = \text{sign}X(t)$, the process $\{X(t)\}_t$ must be everywhere (with respect to t) differentiable), this method has given very accurate results, both for θ and $f_M(x)$. Excellent agreement will be also found here when comparing our results with the spectrum $\theta(x)$ obtained numerically for the diffusion equation. In a certain limit, there will also appear an unexpected similarity with an exact relationship obtained for the $\theta(x)$ exponents of the Lévy-based model studied in [27], although the latter process resembles the $1d$ Ising model and is non-smooth in

nature. To conclude our motivation, we mention that some of our analytical results rely on a technique to deal with multiplicative random recursions (defining a so-called Kesten variable [28]), on which constraints are enforced. Since such variables show up in a variety of one-dimensional random systems [29, 30], it is also hoped that the method introduced here might prove helpful to tackle new questions in this field.

The paper is organized as follows. In Section 2, we review the IIA. Section 3 and Section 4 are respectively concerned with the determination of generalized persistence properties when the number of spin-flips is fixed (Section 3), and when the time is fixed (Section 4). We conclude in Section 5 with a discussion.

2 The independent interval approximation

To fix notations, we first give a brief account of this method used in [12, 13] to calculate the persistence exponent for the diffusion equation. Owing to dynamic scaling, coarsening systems with algebraic growth laws can be rendered stationary by going over to “logarithmic” time $\ell = \ln t - \ln t_0$. The principle of the IIA is to assume that the lengths of the (logarithmic) times $l_i = \ln t_i - \ln t_{i-1}$ between successive spin-flips t_1, t_2, \dots form a renewal process, the common probability distribution function $f(l)$ of these intervals being determined by relating it to the scaling form $\langle \sigma(t_0)\sigma(t) \rangle = a(t_0/t) \equiv A(\ell)$ of the spin-spin autocorrelation function (which is known exactly for the diffusion equation, and more generally for any Gaussian process). The relationship reads, in Laplace space ($\hat{f}(s) \equiv \int_0^\infty d\ell e^{-s\ell} f(\ell)$),

$$\hat{f}(s) = \frac{1 - \langle l \rangle [1 - s\hat{A}(s)]/2}{1 + \langle l \rangle [1 - s\hat{A}(s)]/2}. \quad (2.1)$$

In (2.1), the average length $\langle l \rangle$ between two zero-crossings is determined by the small- ℓ behavior $A(\ell) \approx 1 - 2\ell/\langle l \rangle$ of the correlator. If $A(\ell) - 1 \sim \ell^\alpha$ with an exponent $\alpha < 1$, as happens in the $1d$ Ising model (for which $\alpha = 1/2$) or for some interface growth models [31, 32] (where α is related to the roughness exponent), then $A'(0)$ is infinite and the IIA cannot be used as such (see, however, [33]) to enumerate the spin-flips: any change of sign is likely to be followed by a dense sequence of zero-crossings (of fractal dimension $D_0 = 1 - \alpha$ [34]). Otherwise, the expected large-time behavior $R(t) \sim t^{-\theta} \propto e^{-\theta\ell}$ of the persistence probability can be inferred from the existence of a pole at $s = -\theta$ for $\hat{f}(s)$ [35]. This procedure can be implemented in the Ohta-Jasnow-Kawasaki closure scheme of phase ordering [16] (abbreviated from now on as the “diffusion equation”), where the dynamics of a spin is recast in terms of an auxiliary diffusing field,

$$\frac{\partial}{\partial t} \phi(\mathbf{r}, t) = D \nabla^2 \phi(\mathbf{r}, t), \quad (2.2)$$

evolving from zero-mean random (Gaussian, or simply short-ranged) initial conditions. The zeros of this diffusing field are interpreted as representing the positions of domain walls: $\sigma_{\mathbf{r}}(t) = \text{sign}\phi(\mathbf{r}, t)$. At a given location in space, the normalized process $X(t) \equiv \phi(\mathbf{r}, t)/[\langle\phi^2(\mathbf{r}, t)\rangle]^{1/2}$ is still Gaussian, therefore solely determined by its two-time correlation function:

$$c(t_0, t) = \langle X(t_0)X(t) \rangle = \left[\frac{4t_0t}{(t_0 + t)^2} \right]^{d/4}, \quad (2.3)$$

which depends only on the ratio t_0/t of the two times. The spin-spin autocorrelation function is $\langle\sigma(t_0)\sigma(t)\rangle = (2/\pi) \arcsin c(t_0, t)$, (this equality holding true for any Gaussian process), and reads, when expressed in terms of the stationary timescale $\ell = \ln t - \ln t_0$,

$$A(\ell) = \frac{2}{\pi} \arcsin \left\{ [\cosh(\ell/2)]^{-d/2} \right\}. \quad (2.4)$$

Plugging this back into (2.1) gives values of the persistence exponent θ extremely close compared with those obtained by a direct simulation of (2.2): one finds respectively in $d = 1, 2, 3$ space dimensions $\theta_{IIA} = 0.1203, 0.1862, 0.2358$, while $\theta_{num} = 0.1207(5), 0.1875(10), 0.2380(15)$ [12, 13].

The IIA can also be used to calculate the limit law of the mean magnetization [20]. For our later purposes, it is convenient to introduce the ratios $z_i = t_{i-1}/t_i = e^{-l_i}$ of two successive flip-times. We denote their common distribution by f_Z . The Laplace transform $\hat{f}(s)$ of the probability distribution of the l_i 's is nothing but the Mellin transform $\int_0^1 dz z^{s-1} f_Z(z)$ of that of the z_i 's, which implies that

$$f_Z(z) \approx a_0 z^{\theta-1}, \quad z \rightarrow 0. \quad (2.5)$$

In (2.5), the proportionality constant a_0 can be computed from the residue at $s = -\theta$ of the Mellin-Laplace transform (2.1)). According to the sign of $\sigma(t)$, one can now rewrite $tM(t) = \pm [t_1 - (t_2 - t_1) + \dots]$ as

$$M(t) = \pm \left(1 - 2e^{-\xi} W_n \right). \quad (2.6)$$

Here, $\xi = \ln t - \ln t_n$ is the length of (logarithmic) time since the last zero-crossing, and the ‘‘weights’’ W_n 's (which belong to the interval $(0, 1)$) are identified as Kesten variables, for they obey the following random multiplicative relation:

$$W_n = 1 - z_n W_{n-1}. \quad (2.7)$$

In the large-time limit, the random variable W_n converges in distribution to the solution of $W = 1 - ZW$, which means that the probability distribution g of W has to satisfy the following integral equation:

$$g(w) = \int_{1-w}^1 dw' w'^{-1} g(w') f_Z \left(\frac{1-w}{w'} \right). \quad (2.8)$$

The solution of (2.8) represents the major step for the determination of the limit law of the mean magnetization, since for a renewal process the law of the backward recurrence time ξ is known: $\langle e^{-s\xi} \rangle = (1 - \hat{f}(s)) / \langle l \rangle s$. One of the very few cases where the Dyson-Schmidt integral equation (2.8) can be inverted explicitly is when the distribution f_Z is a pure powerlaw in z , that is when $f_Z(z) = \theta z^{\theta-1}$, $\forall z \in (0, 1)$ [30]. One then finds

$$g(w) = B^{-1}(\theta, \theta + 1)(1 - w)^{\theta-1}w^\theta, \quad (2.9)$$

($B(a, b) = \Gamma(a)\Gamma(b)/\Gamma(a + b)$ being the usual Beta function), and eventually that the limit density of the mean magnetization is a Beta-law on $(-1, 1)$:

$$f_M(x) = B^{-1}(1/2, \theta)(1 - x^2)^{\theta-1}. \quad (2.10)$$

This particular choice for f_Z , proportional to the tail-behavior of the true distribution, nevertheless contains much of the physics of the persistence phenomenon since, in all coarsening systems, the limit density of the mean magnetization is found to be numerically indistinguishable on its whole support from the law (2.10) [20, 22, 8, 26]. This can also be demonstrated within the IIA for the diffusion equation (using the full law $f_Z(z)$ determined by (2.1)- (2.4)), where one finds (by extrapolating the large-order behavior of the moments of M) that the tail-behavior $f_M(x) \sim (1 - x^2)^{\theta-1}$ contains an overwhelming proportion of the full measure [20].

Let us now define the quantities of interest in the present work. Depending whether the number of spin-flips n or the time t is fixed, we want to calculate

$$R(n, x) = \text{Prob} \{M_k \geq x, \forall k = 1, 2, \dots, n\}, \quad (2.11)$$

$$R(t, x) = \text{Prob} \{M(t') \geq x, \forall t' \leq t\}. \quad (2.12)$$

In (2.11), $M_k = M(t_k)$ is the value of the mean magnetization at exactly the k -th flip-time. These two aspects of generalized persistence properties are different, but we shall show that they are related.

3 Persistent large deviations of the mean magnetization when the number of spin-flips is fixed

3.1 General formalism

Let us start with a study of $R(n, x)$. We assume from now on that initially $\sigma(0) = +1$, and that the the first spin-flip ratio z_1 possesses the same law as the others: $z_1 = t_0/t_1$,

with $t_0 = 1$. Since the last condition $\{M_n \geq x\}$ in (2.11) can only be violated —had it been satisfied earlier— when a spin is journeying in the minus phase, that is, after an odd number of spin-flips, one has $R(2n + 1, x) = R(2n, x)$. Expressed in terms of the weights W_{2k} introduced earlier, the n conditions to be maintained at the $2n$ th spin-flip time are:

$$R(2n, x) = \text{Prob} \left\{ W_2 < \frac{1-x}{2}, W_4 < \frac{1-x}{2}, \dots, W_{2n} < \frac{1-x}{2} \right\}. \quad (3.1)$$

Instead of considering all the instances taken by the W_{2k} 's and then applying the constraints (3.1), it is sufficient to consider the ensemble of constrained variables $W_{2k}^{(x)} \in [0, \frac{1-x}{2}]$ transformed by $W_{2k}^{(x)} = 1 - z_{2k}(1 - z_{2k-1}W_{2k-2}^{(x)})$ (henceforth to simplify notations we do not display the dependence of the variables W_{2k} upon x). This does not define a map on $[0, \frac{1-x}{2}]$, since some variables may fall outside the interval. Let us introduce $\rho_{2k}(x)$, which represents the fraction of the variables which are left on $[0, \frac{1-x}{2}]$ during iteration $2k$. Therefore one has,

$$R(2n, x) = \prod_{k=1}^n \rho_{2k}(x). \quad (3.2)$$

The key of the argument is now to write the dynamics for the distributions of the constrained variables W_{2k} on the interval $[0, \frac{1-x}{2}]$. Their renormalized densities h_{2k} ($\int_0^{\frac{1-x}{2}} dw h_{2k}(w) = 1$) have now to obey

$$\rho_{2k}(x) h_{2k}(w) = \int_{1-w}^1 \frac{dw'}{w'} f_Z \left(\frac{1-w}{w'} \right) \int_{1-w'}^1 \frac{dw''}{w''} h_{2k-2}(w'') f_Z \left(\frac{1-w'}{w''} \right) \quad (3.3)$$

The subsequent step is to recognize that in the large- n limit the renormalized densities h_{2n} 's have to reach a stationary distribution $h(w)$, vanishing identically for $w \geq \frac{1-x}{2}$. Once this stationary regime is reached, one has simply

$$R(2n, x) \sim [\rho(x)]^n, \quad n \gg 1, \quad (3.4)$$

with $\rho(x) = \lim_{n \rightarrow \infty} \rho_{2n}(x)$ determined self-consistently through the solution of

$$\rho(x) h(w) = \int_{1-w}^1 \frac{dw'}{w'} f_Z \left(\frac{1-w}{w'} \right) \int_{1-w'}^{\frac{1-x}{2}} \frac{dw''}{w''} h(w'') f_Z \left(\frac{1-w'}{w''} \right), \quad (3.5)$$

subject to the constraint that $h(w)$ be a normalized probability distribution on the interval $[0, \frac{1-x}{2}]$. We have to stress that this exponential decay of $R(n, x)$ is in agreement with the expected algebraic behavior of $R(t, x)$ since, for a smooth process, the typical number of spin-flips up to time t scales as $\ln t / \langle l \rangle$. This would not be true anymore for the $1d$ -Ising model (or for the Lévy-based model studied in [27]), where the typical number of spin-flips rather behaves as $t^{1/2}$ [36] (or t^θ for the Lévy model), and $R(n, x)$ instead goes to zero algebraically.

3.2 Exact solution when $f_Z(z) = \theta z^{\theta-1}$

Since the determination of the unconstrained probability density g of the W 's is already a difficult problem, there is no hope to solve (3.5) for an arbitrary distribution f_Z . Nevertheless, when $f_Z(z) = \theta z^{\theta-1}$, the structure of (3.5) still allows for an exact calculation of $\rho(x)$, which we now present. [Note that for the probability distribution function $f(l)$ of intervals between spin-flips on the logarithmic timescale, this choice for $f_Z(z)$ corresponds to a Poisson process: $f(l) = \theta e^{-\theta l}$.] In this case, rewriting (3.5) as

$$(1-w)^{1-\theta} h(w) = \frac{\theta^2}{\rho(x)} \int_{1-w}^1 \frac{dw'}{w'^{\theta}} (1-w')^{\theta-1} \int_{1-w'}^{\frac{1-x}{2}} \frac{dw''}{w''^{\theta}} h(w''), \quad (3.6)$$

two successive differentiations with respect to w show that $h(w)$ obeys the following (purely local) differential equation

$$w(1-w) \frac{d^2 h}{dw^2} + [1-\theta - (3-2\theta)w] \frac{dh}{dw} - [(\theta-1)^2 - \theta^2/\rho(x)] h = 0, \quad (3.7)$$

which is recognized as Gauss' hypergeometric differential equation. The integral equation (3.6) demands that $h(0) = 0$, and this selects the solution

$$h(w) = \text{Norm.} w^{\theta} {}_2F_1 \left(1 - \frac{\theta}{\sqrt{\rho(x)}}, 1 + \frac{\theta}{\sqrt{\rho(x)}}; 1 + \theta; w \right), \quad (3.8)$$

where ${}_2F_1(a, b; c; w)$ is the hypergeometric series:

$${}_2F_1(a, b; c; w) \equiv \frac{\Gamma(c)}{\Gamma(a)\Gamma(b)} \sum_{n=0}^{\infty} \frac{\Gamma(a+n)\Gamma(b+n)}{\Gamma(c+n)} \frac{w^n}{n!}. \quad (3.9)$$

[One remarks that for $x = -1$, $\rho(-1) = 1$, and (3.8) does reduce to (2.9), since ${}_2F_1(1-\theta, 1+\theta; 1+\theta; w) = (1-w)^{\theta-1}$.] To determine $\rho(x)$, we need a second boundary condition, which is obtained by differentiating the left-hand-side of (3.6) with respect to w , whereupon we set $w = \frac{1-x}{2}$. Then the right-hand-side of the obtained equation is identically zero, since the range of the remaining integration vanishes. Using the formula

$$\begin{aligned} \frac{d}{dw} \left[(1-w)^{a+b-c} w^{c-1} {}_2F_1(a, b; c; w) \right] &= -(1-c)(1-w)^{a+b+c-1} w^{c-2} \times \\ &\times {}_2F_1(a-1, b-1; c-1; w), \end{aligned} \quad (3.10)$$

we obtain, for $\theta \neq 1$,

$${}_2F_1 \left(\frac{-\theta}{\sqrt{\rho(x)}}, \frac{\theta}{\sqrt{\rho(x)}}; \theta; \frac{1-x}{2} \right) = 0. \quad (3.11)$$

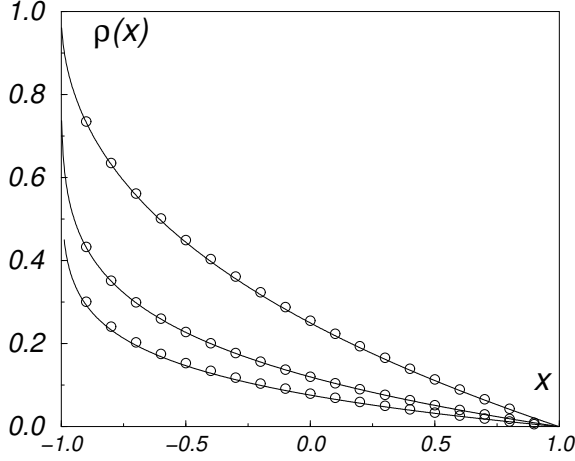


Figure 1: The decay rate $\rho(x)$ of $R(2n, x)$ (as defined by (3.4)) for three representative values of θ : $\theta = 0.121$ (the value of the persistence exponent for the $1d$ diffusion equation), $\theta = 0.2$ (that of the $2d$ TDGL equation [7, 26]), and $\theta = 0.5$, from bottom to top. Full line: exact formula (3.11), circles: numerical simulations.

[For $\theta = 1$, Eq. (3.10) is not valid, but a similar identity applies, yielding ${}_2F_1(1 - \rho^{-1/2}(x), 1 + \rho^{-1/2}(x); 2; \frac{1-x}{2}) = 0$.] Equation (3.11) determines implicitly $\rho(x)$ as a function of x , for a given value of θ . This formula can be inverted when $\theta = 1/2$, to give

$$\rho(x) = \left[\frac{2}{\pi} \arcsin \sqrt{\frac{1-x}{2}} \right]^2 \quad (\theta = 1/2). \quad (3.12)$$

In this case, the constrained density $h(w)$ has also an explicit expression:

$$h(w) = \text{Norm.} \frac{2 \arcsin \sqrt{\frac{1-x}{2}}}{\pi \sqrt{1-w}} \sin \left(\frac{\pi \arcsin \sqrt{w}}{2 \arcsin \sqrt{\frac{1-x}{2}}} \right) \quad (\theta = 1/2), \quad (3.13)$$

where the normalization factor (which depends of course on x) can also be calculated. For other values of θ , (3.11) is generically multivalued, but there is a unique determination of $\rho(x)$ in the physical range $(0, 1)$, and the ensuing solution can be obtained numerically with an arbitrary precision.

Figure 1 shows our analytical prediction (3.11) for three different values of θ , compared with the results of a direct numerical simulation of the process defined by (2.7)-(3.1), the z_n 's being distributed according to $f_Z(z) = \theta z^{\theta-1}$. The agreement found is excellent. Numerical measurements of the expected exponential decay of $R(n, x)$ for the diffusion equation are hard to perform, for the number of spin-flips scales as $\ln t / \langle l \rangle$, which is only of the order or 2 – 3 even for times $t = 10^7$.

Even if (3.11) is rather unwieldy for a generic value of θ , one can extract from it the behavior of $\rho(x)$ at the two edges $x = \pm 1$ of the spectrum. This turns out to be also possible for a generic law f_Z , and we shall now sketch these calculations.

3.3 Limiting behaviour of $\rho(x)$ when $x \rightarrow 1$

When $x \rightarrow 1$, $\rho(x) \rightarrow 0$, and (3.11)-(3.9) show that the proper scaling variable is $S = (1-x)/2\rho(x)$. In this scaling limit, we have to keep all terms in the hypergeometric series (3.8), which simplifies to

$$0 = \sum_{n \geq 0} \frac{\Gamma(\theta)}{\Gamma(\theta+n)} \frac{(-S)^n}{n!} = \Gamma(\theta) S^{(1-\theta)/2} J_{\theta-1}(2\sqrt{S}), \quad (3.14)$$

where $J_{\theta-1}(v)$ is a Bessel function. The solution of (3.14) is therefore

$$\rho(x) \approx \left(\frac{2\theta}{J_{\theta-1,1}} \right)^2 \frac{1-x}{2}, \quad (3.15)$$

where $J_{\theta-1,1}$ is the first strictly positive zero of the Bessel function $J_{\theta-1}(v)$. [One can check with (3.12) that this result is correct for $\theta = 1/2$, since in this case one has simply $J_{-1/2}(v) = \cos v$.] As expected, the decay rate $-\ln \rho(x)$ of the generalized persistence probability $R(n, x)$ diverges when $x \rightarrow 1$, since no spin-flips are allowed in this limit.

It is also possible to estimate the behavior of $\rho(x)$ when $x \rightarrow 1$ for the “true” law f_Z given by the inverse transform of (2.1). To do this, we need to determine the behavior of $f_Z(z)$ near $z = 1$. This can be done by developing (2.1) for $s \rightarrow \infty$ in powers of $1/s$. The resulting expression involves the coefficients of the Taylor series expansion of the field-correlator near $\ell = 0$: $C(\ell) = \langle X(0)X(\ell) \rangle = 1 + c_2 \ell^2/2! + c_4 \ell^4/4! + \dots$. To lowest order in $z \rightarrow 1$, the result for the diffusion equation in d dimensions is

$$f_Z(z) \approx a_1(1-z), \quad \text{with} \quad a_1 = \frac{c_2^2 - c_4}{2c_2} = \frac{d+2}{32}. \quad (3.16)$$

A careful study of the integral equation (3.5), using the fact that the singular part of $g(w)$ in the limits $w \rightarrow 0, 1$ is still given by (2.9) for any law $f_Z(z) \approx a_0 z^{\theta-1}$, shows eventually that $\rho(x) \sim (1-x)^2$ when $x \rightarrow 1$.

3.4 Limiting behaviour of $\rho(x)$ when $x \rightarrow -1$

In the opposite limit $x \rightarrow -1$, $\rho(x) \rightarrow 1$, and one can derive, by retaining the first two terms in the series (3.11) (the natural expansion parameters being $1 - \sqrt{\rho(x)}$ and

$y \equiv (1+x)/2$), the following expression:

$$1 - \sqrt{\rho(x)} \approx y^\theta \left[\frac{\theta \Gamma^2(\theta)}{\Gamma(2\theta)} - y \frac{\theta^3 \Gamma^2(\theta)}{(1-\theta)\Gamma(2\theta)} - y^\theta (1 + \theta \pi \cot \theta \pi) \right]^{-1} \quad (3.17)$$

$$\approx \frac{1}{2} B^{-1}(\theta, \theta + 1) \left(\frac{1+x}{2} \right)^\theta \quad (3.18)$$

[The higher-order correction term in (3.17), even though it looks superficially divergent for $\theta = 1$, can be analytically continued to give the correct result

$$1 - \sqrt{\rho(x)} \approx \frac{\frac{1+x}{2}}{1 - \frac{1+x}{2} - \frac{1+x}{2} \ln \left(\frac{1+x}{2} \right)}, \quad x \rightarrow 1, \quad \theta = 1.] \quad (3.19)$$

To lowest non-trivial order in $(1+x)/2$, using (2.9), (3.18) is therefore equivalent to

$$\rho(x) \approx 1 - B^{-1}(\theta, \theta + 1) \left(\frac{1+x}{2} \right)^\theta \approx \int_0^{\frac{1-x}{2}} dw g(w), \quad x \rightarrow -1. \quad (3.20)$$

This result has a simple and intuitive interpretation: in this weakly-constrained limit, the W_{2k} 's obeying (3.1) are simply asymptotically distributed according to the *unconstrained* probability distribution $g(w)$.

Again, such a behavior is not restricted to the particular choice $f_Z(z) = \theta z^{\theta-1}$: for an arbitrary distribution behaving as in (2.5), one can show, still using the fact that $g(w) \sim w^\theta (1-w)^{\theta-1}$ when $w \rightarrow 0, 1$, that the Ansatz

$$1 - \rho(x) \sim \left(\frac{1+x}{2} \right)^\theta, \quad x \rightarrow -1, \quad (3.21)$$

does solve the integral equation (3.5).

4 Persistent large deviations of the mean magnetization when the time is fixed

Even for the simplest choice $f_Z(z) = \theta z^{\theta-1}$ (corresponding to a Poisson process with mean $1/\theta$ on the logarithmic timescale), we have not succeeded in calculating exactly the complete spectra $\theta(x)$ of generalized persistence exponents: when expressed in terms of the spin-flip ratios, the constraints that one has to enforce are non-linear and non-local. For an arbitrary law f_Z , we can nevertheless offer a *systematic* perturbative development in the neighbourhood of $x = 1$, and a non-perturbative resummation in the vicinity of $x = -1$, the latter being presumably exact (though we cannot strictly prove it).

4.1 Limiting behavior of $\theta(x)$ when $x \rightarrow 1$

The first idea is to follow by continuity $\theta(x)$ from $\theta = \theta(1)$ in an expansion in the number of spin-flips which have occurred up to time t . The first term of the expansion for $R(t, x)$ is trivial, and just corresponds to the persistence probability. That is, if no spin-flips have occurred up to time t , then the first flip-time $t_1 = 1/z_1 \geq t$, and the probability of this event is $R_0 = \int_0^{1/t} dz_1 f_Z(z_1)$. If just one spin-flip takes place up to time t , then the two first flip-times satisfy $t_1 < t \leq t_2$, or equivalently the two first flip-ratios obey $t^{-1} < z_1 \leq 1$, $0 \leq z_2 \leq (tz_1)^{-1}$. The magnetization $M(t) = t^{-1}(t_1 - (t - t_1)) = -1 + 2t_1/t$ has to satisfy $M(t) \geq x$ to contribute to $R(t, x)$. This tightens the upper bound on the first flip-time ratio z_1 , and gives a contribution

$$R_1 = \int_{1/t}^{1/(yt)} dz_1 f_Z(z_1) \int_0^{(tz_1)^{-1}} dz_2 f_Z(z_2) \quad (4.1)$$

to $R(t, x)$ (as in Section 3, we still denote $y = (1 + x)/2$; note also that the IIA has been made by writing the joint probability distribution of z_1, z_2 in factorized form). Consider now the situation where a spin has experienced two spin-flips up to time t . This corresponds to the following bounds on z_1, z_2, z_3 :

$$t^{-1} < z_1 \leq 1, \quad (tz_1)^{-1} < z_2 \leq 1, \quad 0 \leq z_3 \leq (tz_1 z_2)^{-1}. \quad (4.2)$$

There are now two contributions to $R(t, x)$ to distinguish, according to the range of values taken by the first flip-time ratio z_1 . If the latter obeys the same bounds as in (4.1), then, irrespectively of the subsequent flip-time sequence z_2, z_3 , it is not hard to check that such an instance will always contribute to $R(t, x)$, and the bounds on z_2, z_3 are just those defined in (4.2):

$$R_{2,1} = \int_{1/t}^{1/(yt)} dz_1 f_Z(z_1) \int_{(tz_1)^{-1}}^1 dz_2 f_Z(z_2) \int_0^{(tz_1 z_2)^{-1}} dz_3 f_Z(z_3) \quad (4.3)$$

The remaining contribution to $R(t, x)$ after two spin-flips reads

$$R_{2,2} = \int_{1/(yt)}^1 dz_1 f_Z(z_1) \int_y^1 dz_2 f_Z(z_2) \int_0^{(tz_1 z_2)^{-1}} dz_3 f_Z(z_3). \quad (4.4)$$

We now evaluate the sum of these four contributions in the long-time limit, *and* for $y = (1 + x)/2$ close to 1. The derivation will show that we do not need to take into account higher-order contributions in the number of spin-flips if we content ourselves with an expansion of $\theta(x) - \theta$ to lowest non-trivial order in $(1 - x)/2 = 1 - y \rightarrow 0$. In most of the integrals, the large- t behavior is determined by the small- z form (2.5) of the distribution function of the ratio of flip-times, while other spin-flip ratios can be summed

over without restriction due to the fact that $y \rightarrow 1$. For instance, to lowest-order, (4.1) simplifies to

$$R_1 \approx a_0 \int_{1/t}^{1/(yt)} dz_1 z_1^{\theta-1} \int_0^1 dz_2 f_Z(z_2) \approx \frac{a_0}{\theta t^\theta} (y^{-\theta} - 1) \approx \frac{a_0}{t^\theta} (1 - y). \quad (4.5)$$

This kind of simplification is also at work for R_0 and $R_{2,1}$, which are also found to be simply proportional to $t^{-\theta}$ with y -dependent amplitudes, but not for $R_{2,2}$, where the intermediate integral in equation (4.4) shows that what matters is also the behavior (3.16) of $f_Z(z)$ when $z \rightarrow 1$. One eventually finds that

$$R_{2,2} \approx \frac{a_0^2 a_1}{2\theta} \frac{(1-y)^2 \ln t}{t^\theta}. \quad (4.6)$$

The appearance of a term involving a logarithm of the time is mandatory to determine $\theta(x)$, for if we develop the expected algebraic behavior $R(t, x) \sim t^{-\theta(x)}$ for both $t \gg 1$ and $x \rightarrow 1$, we would obtain

$$\begin{aligned} t^{-\theta(x)} &\approx \exp[-\theta(1) \ln t + (1-x)\theta'(1) \ln t + \dots] \\ &\approx t^{-\theta} [1 - (1-x)\theta'(1) \ln t + \dots]. \end{aligned} \quad (4.7)$$

Comparing the two expansions (4.6) and (4.7), one finds that for $x \rightarrow 1$

$$\theta(x) \approx \theta \left[1 - \frac{a_0 a_1}{2\theta} \left(\frac{1-x}{2} \right)^2 \right], \quad (4.8)$$

where a_0 and a_1 are the coefficients describing the behavior of $f_Z(z)$ respectively near $z = 0$ and $z = 1$ (equations (2.5) and (3.16)).

4.2 Limiting behavior of $\theta(x)$ when $x \rightarrow -1$

The preceding subsection has shown that there is an interplay between the distributions of the flip-time ratios, the level x , and the time t , which appears hard to handle in a systematic fashion. More precisely, the distribution of the number $N_t^{(x)}$ of spin-flips which have occurred up to time t and which contribute to the generalized persistence probability $R(t, x)$, depends on the level x . A scaling argument such as $\langle N_t^{(x)} \rangle \sim \langle N_t^{(-1)} \rangle = \ln t / \langle l \rangle$ — although qualitatively correct to explain the exponential dependence of $R(n, x)$ and the converse algebraic one of $R(t, x)$ — does not suffice for a quantitative calculation. However, we expect that for $x \rightarrow -1$ we can use the unconstrained distribution for the number $N_t \equiv N_t^{(-1)}$ of spin-flips which have taken place up to time t , providing that we take into account the correct form of the survival probability $R(2n, x)$ every other time step. Namely, one should have the decoupling equation:

$$\text{Prob} \{M(t') \geq x, \forall t' \leq t\} \approx \text{Prob} \{M(t_k) \geq x, \forall k \leq n\} \times \text{Prob} \{N_t = n\}. \quad (4.9)$$

Taking the equation (4.9) for granted, one can express the first-passage probability at the level x at time t as

$$-\frac{d}{dt}R(t, x) = \sum_{n=0}^{\infty} R(2n, x) \text{Prob} \{N_t = 2n + 1\}. \quad (4.10)$$

Using the fact that the Laplace transform ($s \leftrightarrow \ell = \ln t$) of $\text{Prob} \{N_t = n\}$ is equal to $\hat{f}^n(s)[1 - \hat{f}(s)]/s$, and that the asymptotic form of the generalized persistence probability after a fixed number of spin-flips is $R(2n, x) \sim [\rho(x)]^n$, (4.10) boils down to a geometric summation in Laplace space. A non-trivial pole emerges at $s = -(\theta(x) + 1)$, where $\theta(x)$ obeys

$$\hat{f}(-\theta(x)) = \frac{1}{\sqrt{\rho(x)}}. \quad (4.11)$$

It is interesting to remark that (4.11) is exactly the equation derived (also within the IIA) in [21] for the exponent $\tilde{\theta}(p)$ associated with the survival probability of a spin which is reborn with probability p each time it flips, providing that we make the correspondence $p = \sqrt{\rho(x)}$. There is however a difference between this extension of the notion of persistence and the one we are studying here. In our case, the survival probability $\rho(x)$ imposed every other timestep is not an external parameter, but is directly inherited from the dynamics. Nevertheless, one expects that the difference between these two aspects should vanish when the survival probability (be it either p or $\sqrt{\rho(x)}$) is close to 1, thus constituting another plausible argument backing (4.9) [39].

Now, as $\theta(x) \rightarrow 0$ when $x \rightarrow -1$, the expansion of the Mellin-Laplace transform $\hat{f}(s) \approx \hat{f}(0) + s\hat{f}'(0) \equiv 1 - s \langle l \rangle$ for a small argument $s = -\theta(x)$ gives

$$\theta(x) \approx \langle l \rangle^{-1} \left(1 - \sqrt{\rho(x)} \right) \quad (4.12)$$

For the case $f_Z(z) = \theta z^{\theta-1}$, where we have an exact expression for $\rho(x)$, the coefficients recombine neatly (using in turn (3.18) and (2.10)) to give

$$\theta(x) \approx \frac{\theta}{2} B^{-1}(\theta, \theta + 1) \left(\frac{1+x}{2} \right)^{\theta} \approx \theta \int_{-1}^x dx' f_M(x'), \quad (4.13)$$

an equality valid again to lowest order in $x \rightarrow -1$. This seems to be the only case where this relationship, already found in [27], holds true (thus correcting a slight imprecision made in [26]). Otherwise, using (3.21), one has simply an asymptotic proportionality:

$$\theta(x) \sim (1+x)^{\theta} \sim \int_{-1}^x dx' f_M(x'), \quad x \rightarrow -1. \quad (4.14)$$

This proviso made, we believe that, in the limit $x \rightarrow -1$, the relationship (4.14) between the spectrum of generalized persistence exponents and the limit law of the mean

magnetization should hold for *any* coarsening system, independently of the underlying nature (smooth or non-smooth) of the process. Indeed, sites satisfying (2.12) must at least have their local magnetization $M > x$, and in the long-time limit there is a fraction $\int_x^1 dx' f_M(x')$ of such sites. Conversely, the decay rate $\theta(x)$ (with respect to the logarithmic timescale $\ell = \ln t$) of the generalized persistence probability $R(t, x)$ should be proportional to $\int_{-1}^x dx' f_M(x')$, at least when correlations and constraints can be neglected, that is for $x \rightarrow -1$. The simplest possibility (on dimensional grounds) is then that the proportionality factor between $\theta(x)$ and $\int_{-1}^x dx' f_M(x')$ be given by the usual persistence exponent θ . However, as testified by (4.12), other constants may show up when θ does not parametrize completely the distribution of intervals between zero-crossings (i.e. when the latter is not exactly equal to $f(l) = \theta e^{-\theta l}$, which implies in particular that $\langle l \rangle$ and $1/\theta$ are different), which is the generic situation for smooth processes. Note also that, for the Lévy-model studied in [27], there is no other scale than the one given by θ (when the Lévy laws have an infinite mean, i.e. for an exponent $\theta < 1$), and — thanks to the Sparre Andersen theorem (see, e.g., the appendix of [24]) — the equality $\theta(x) = \theta \int_{-1}^x dx' f_M(x')$ holds exactly for any level x .

4.3 Comparison with spectra measured for the diffusion equation

We now turn to a comparison of our analytical results with numerical measurements of $\theta(x)$ conducted for the diffusion equation (Figure 2), in one and two space dimensions.

The behaviors predicted by (4.8)-(4.14) are confirmed, even though they have been derived within the IIA. At the lower edge of the spectrum, a power-law rise $\theta(x) \sim (1+x)^\theta$ is compatible with the data (despite the obvious numerical imprecisions in this region). At the upper edge of the spectrum, where we have a much smaller statistical uncertainty, $\theta(x)$ approaches its limiting value $\theta \approx 0.121(1)$ with a vanishing slope. A numerical fit of the data of the form $\theta(x) - \theta \sim (1-x)^\mu$ would give an exponent $\mu \approx 2.2 \pm 0.1$, which is in fair agreement with our prediction (4.8). We have also represented on Figure 2 the spectrum of generalized persistence exponents obtained by direct simulation of a temporal process for which the laws of successive spin-flip ratios are taken to be uncorrelated and distributed according to a pure powerlaw $f_Z(z) = \theta z^{\theta-1}$, with an exponent $\theta = 0.121$. For such a zero-dimensional process, clean powerlaws extending over fifteen decades of time can be obtained without much effort, and the numerical accuracy on the $\theta(x)$ spectrum is very high. Let us note that in this case the probability density function $f_Z(z)$ does not vanish near $z = 1$ and, browsing through the chain of arguments leading to (4.8), the

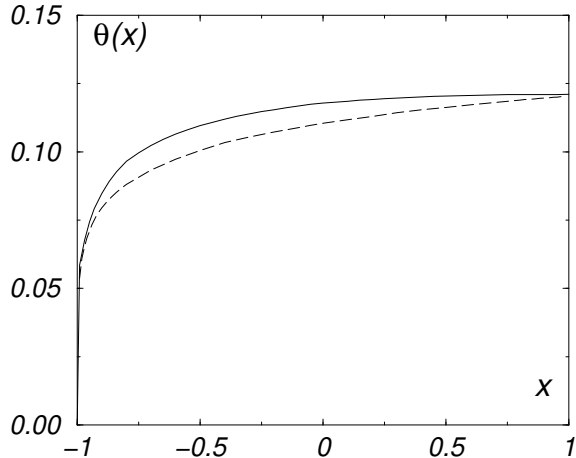


Figure 2: $\theta(x)$ as measured numerically for the $1d$ diffusion equation (upper curve, full line, system size 2.10^7), and for a process with uncorrelated ratios of flip-times, powerlaw distributed according to $f_Z(z) = \theta z^{\theta-1}$, with $\theta = 0.121$ (lower curve, dashed line). 500 values for x are considered in both cases.

correct prediction near $x \rightarrow 1$ is that $\theta(x)$ reaches its limiting value with a finite slope. This is indeed observed in our simulations. One also remarks that, even within this “doubly” simplified model, the overall agreement with the real spectra is rather good.

To quantify better the effect of temporal correlations, we have also determined numerically the $\theta(x)$ spectrum for a process with a distribution of (uncorrelated) intervals given by the full law (2.1). We have first followed [13], Taylor-expanding (2.1) in powers of $1/s$. Inversion term by term gives the expansion of $f(l)$ near $l = 0$, and the resulting series is resummed by constructing rational Padé approximants of the form $lP(l^2)/Q(l^2)$, P and Q being polynomials of respective degree N and $N + 1$. For the $2d$ diffusion equation, we have extended the order of the Padé approximants to $N = 18$. The spin-flip ratios are generated using a rejection method, and the $\theta(x)$ can then be obtained. A comparison with the real spectra computed for the $2d$ diffusion equation is presented on Figure 3.

On the whole range of the x -values, the agreement is excellent. Of course, beyond a certain range of times, the Padé approximants are not able anymore to mimic the exponential decay of the probability distribution function $f(l)$ (see inset of Figure 3), which is the reason why the curve corresponding to the Padé method is systematically overshooting the real one.

To circumvent this limitation, we have eventually parametrized the probability distribution function $f(l)$ as $f(l) = (lU(l)/V(l)) \exp(-\theta l)$, U, V being polynomials in l of respective order N and $N + 1$. The coefficients of these polynomials are determined to

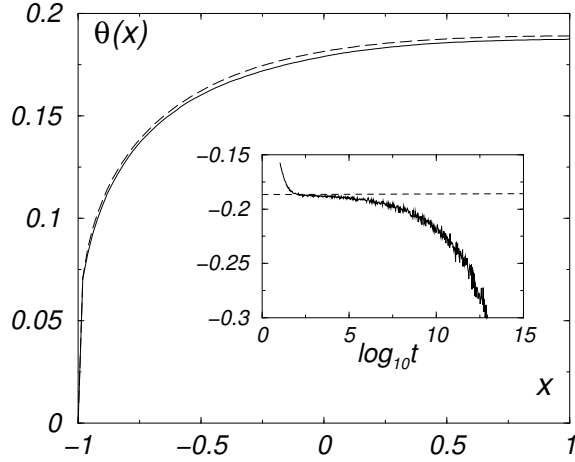


Figure 3: $\theta(x)$ as measured numerically for the $2d$ diffusion equation (lower curve, full line, system size 11585^2), and for a process with uncorrelated ratios of flip-times, obtained via a rational Padé approximant of (2.1) (upper curve, dashed line). 500 values for x are considered in both cases. The inset shows the local slope of the generated $f(l)$ in a log-log scale, the horizontal dashed line representing the theoretical value $\theta_{\text{IIA}} \approx 0.1862$.

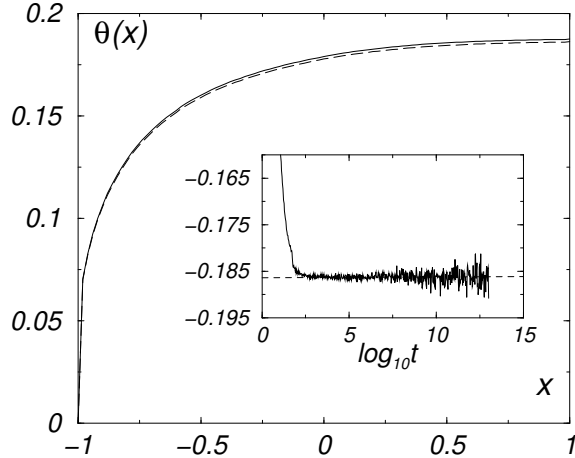


Figure 4: $\theta(x)$ as measured numerically for the $2d$ diffusion equation (upper curve, full line, system size 11585^2), and for a process (lower curve, dashed line) with uncorrelated ratios of flip-times, of which the probability distribution function $f_Z(z) = f(l = \ln(1/z))|dl/dz|$ is tailored to match both the small- l and large- l behaviors of the law $f(l)$ as encoded in (2.1). The inset shows the local slope of the generated $f(l)$ in a log-log scale, the horizontal dashed line representing the theoretical value $\theta_{\text{IIA}} \approx 0.1862$.

match faithfully both the small- l ($f(l) = a_1 l + \dots$) and large- l behavior ($f(l) \approx a_0 e^{-\theta l}$) of the law of the intervals. The implementation of this procedure (with $N = 4$) for the $2d$ diffusion equation leads to a discrepancy (Figure 4) on the whole spectrum of $\theta(x)$ exponents which does not exceed the difference between — and is of the same sign as — the numerically measured value $\theta(= \theta(1)) \approx 0.1875$ and the value $\theta_{IIA} = 0.1862\dots$ predicted by the IIA.

5 Conclusion

We have shown in this work how it is possible to gain a better understanding of persistence properties for processes having a finite density of zero-crossings. The analytical results we have obtained, even though they have been derived within an approximate scheme, are in excellent agreement with numerical simulations conducted for the diffusion equation, which is considered as one of the simplest — yet non-trivial — model of coarsening. Furthermore, unexpected connections with relationships obtained in another class of stochastic processes have also emerged, which indicates that a certain universality of first-passage properties may exist in those systems, at least on a formal level. Let us also emphasize that, if one forgets the relationship (2.1) between the distribution function of intervals and the correlation function, it becomes possible [26] to account for all types of $\theta(x)$ spectra encountered in coarsening systems.

Finally, outside the realm of persistence and of its siblings, the method we have presented in Section 3 should have a wide range of applicability for multiplicative stochastic processes. For instance, the calculation we have presented in Section 3 for generalized persistence properties after a fixed number of spin-flips can be rephrased in terms of the exact solution of a random fragmentation problem, the latter topic being of ongoing interest [37, 38, 40]. It is also striking to note that first-passage exponents calculated recently for reaction-diffusion problems in the presence of disorder with the help of an asymptotically exact renormalization group also obey hypergeometric equations similar to (3.11) [41].

References

- [1] Majumdar S N 1999 Current Science (India) **77** 370 (*cond-mat/9907407*)
- [2] Derrida B, Bray A J and Godrèche C 1994 *J. Phys. A: Math Gen.* **27** L357

- [3] Marcos-Martin M, Beysens D, Bouchaud J-P, Godrèche C and Yekutieli I 1995 *Physica* **A214** 396
- [4] Yurke B, Pargellis A N, Majumdar S N and Sire C 1997 *Phys. Rev.* **E 56** R40
- [5] Derrida B 1997 *Phys. Rev.* **E55** 3705
- [6] Cueille S and Sire C 1997 *J. Phys. A: Math Gen.* **30** L791
- [7] Cueille S and Sire C 1998 *Eur. Phys. J. B* **7** 111
- [8] Drouffe J M and Godrèche C 1998 *J. Phys. A: Math Gen.* **31** 9801
- [9] Bray A J, Derrida B and Godrèche C 1994 *Europhys. Lett.* **27** 175
- [10] Derrida B, Hakim V and Pasquier V 1995 *Phys. Rev. Lett.* **75** 751; 1996 *J. Stat. Phys.* **85** 763
- [11] Majumdar S N and Sire C 1996 *Phys. Rev. Lett.* **77** 1420
- [12] Majumdar S N, Sire C, Bray A J and Cornell S J 1996 *Phys. Rev. Lett.* **77** 2867; Derrida B, Hakim V and Zeitak R 1996 *Phys. Rev. Lett.* **77** 2871
- [13] Derrida B, Hakim V and Zeitak R 1996 *Phys. Rev. Lett.* **77** 2871
- [14] Oerding K, Cornell S J, and Bray A J 1997 *Phys. Rev.* **E56** R25
- [15] Sire C, Majumdar S N and Rudinger A 2000 *Phys. Rev.* **E61** 1258
- [16] Ohta T, Jasnow D and Kawasaki K 1982 *Phys. Rev. Lett.* **49** 1223
- [17] Mazenko G F 1989 *Phys. Rev. Lett.* **63** 1605
- [18] Bray A J 1994 *Adv. Phys.* **43** 357
- [19] Majumdar S N, Bray A J, Cornell S J and Sire C 1996 *Phys. Rev. Lett.* **77** 3704
- [20] Dornic I and Godrèche C 1998 *J. Phys. A: Math Gen.* **31** 5413
- [21] Majumdar S N and Bray A J 1998 *Phys. Rev. Lett.* **81** 2226
- [22] Newman T J and Toroczkai Z 1998 *Phys. Rev.* **E58** R2685
- [23] Krapivsky P L and Ben-Naim E 1997 *Phys. Rev.* **E56** 3788; Ben-Naim E and Krapivsky P L 1998 *J. Stat. Phys.* **93** 583
- [24] Bauer M, Godrèche C and Luck J M 1999 *J. Stat. Phys.* **96** 963

- [25] Slepian D 1962 *Bell Syst. Tech. J.* **41** 463
- [26] Baldassarri A, Chaté H, Dornic I and Lemaître A, “Interface dynamics and generalized persistence in phase ordering systems”, preprint.
- [27] Baldassarri A, Bouchaud J P, Dornic I and Godrèche C 1998 *Phys. Rev.* **E59** R20
- [28] Kesten H 1973 *Acta Mathematica* **131** 208
- [29] Derrida B and Hilhorst H J 1983 *J. Phys. A: Math Gen.* **16** 2641
- [30] de Callan C, Petritis D, Luck J M and Nieuwenhuizen Th M 1985 *J. Phys. A: Math Gen.* **18** 501
- [31] Krug J, Kallabis H, Majumdar S N, Cornell S J, Bray A J and Sire C 1997 *Phys. Rev.* **E56** 2702
- [32] Kallabis H and Krug J 1999 *Europhys. Lett.* **45** 20
- [33] Dhar A and Majumdar S N 1999 *Phys. Rev.* **E59** 6413
- [34] Barbé A 1992 *IEEE Trans. Inform. Theory* **38** 814
- [35] Actually, the persistence probability is slightly different from the distribution function of intervals, since in the former, one does not condition on having zeros at both endpoints of the interval. But the large-time behaviour ($\propto \exp(-\theta\ell)$) of these two quantities is the same.
- [36] Ben-Naim E, Frachebourg L and Krapivsky P L 1996 *Phys. Rev.* **E53** 3078
- [37] Derrida B and Flyvbjerg H 1987 *J. Phys. A: Math Gen.* **20** 5273
- [38] Frachebourg L, Ispolatov I, and Krapivsky P L 1995 *Phys. Rev.* **E52** 2540
- [39] Indeed, while this article was being accepted for publication, two very recent works by T. W. Burkhardt and G. De Smedt, C. Godrèche, J.-M. Luck (preprint *cond-mat/0009001*) dealing with another smooth Gaussian process for which our method is relevant have been brought to our attention. These authors have calculated exactly (independently and by completely different methods) the partial survival exponent $\tilde{\theta}(p) = \frac{1}{4} - \frac{3}{2\pi} \arcsin \frac{p}{2}$ for a randomly accelerated particle (i.e of which the position x_t obeys $d^2x_t/dt^2 = \eta_t$, η_t being a Gaussian white noise). This stochastic process (see [1] for a list of references on this problem), being the integral of Brownian motion, has a finite density of zero-crossings $1/\langle l \rangle = \sqrt{3}/(2\pi)$. The fact that our equation

(4.12) does match their result $\tilde{\theta}(p) \approx (\sqrt{3}/2\pi)(1-p)$ in the $p \rightarrow 1$ -limit (identifying p with $\sqrt{\rho(x)}$ in this weakly-constrained regime, as we have argued before) gives us further credence to the general validity of the results we have obtained in this section.

[40] Krapivsky P L and Majumdar S N (preprint *cond-mat/0006117*)

[41] Monthus C and Le Doussal P 1999 *Phys. Rev.* **E60** 1212