

# Resonant processes and exciton propagation in a frozen gas

J. S. Frasier\* and V. Celli†

*Department of Physics, University of Virginia, Charlottesville, Virginia 22904*

(February 5, 2020)

## Abstract

We present numerical simulations of a theory of resonant processes in a frozen gas of excited atoms interacting via dipole-dipole potentials that vary as  $r^{-3}$ , where  $r$  is the interatomic separation. The simulations calculate time-dependent averages of transition amplitudes and transition probabilities for a single atom in a given state interacting resonantly with a uniformly distributed random gas of atoms in a different state. The averages are over spatial configurations of the gas atoms, which are held fixed while the resonant interaction creates a Frenkel exciton that can travel from atom to atom. We check that the simulations reproduce previously known exact results when the exciton is not allowed to propagate [Phys. Rev. A **59**, 4358 (1999)]. Further, we develop an approximation for the average transition amplitude that compares well with the numerical results for a wide range of values of the system parameters.

PACS numbers: 34.10.+x, 34.90.+q

Typeset using REVTeX

---

\*Electronic address: jsf9k@virginia.edu

†Electronic address: vc@virginia.edu

## I. INTRODUCTION

Frozen gases are a new and in some ways ideal laboratory to test and refine our understanding of quantum theory in a complex system. With laser technology, the translational temperature of the gas can be lowered to the point where it can be ignored when discussing electronic processes, and at the same time one can manipulate and detect these processes in the gas with an extraordinary selectivity and precision. Frozen Rydberg gases have the added advantage that their states are well understood and electronic processes occur on a microsecond time scale, easily allowing for time-resolved spectroscopy. These gases provide an excellent means of studying many-body effects, because the dipole-dipole interactions which are important for binary collisions at room temperature are still dominant in the frozen gas, but now involve many atoms that are, to a first approximation, standing still.

Pioneering experiments on resonant processes in frozen Rydberg gases have been carried out by Anderson *et al.* [1,2] and Mourachko *et al.* [3]. Our work on these systems was motivated by the desire to understand those experiments and the subsequent work of Lowell *et al.* [4] highlighting the dynamic aspects of these resonant, many particle systems. The measurements are of mixtures of  $^{85}\text{Rb}$  atoms initially prepared in the  $23s$  and  $33s$  states, henceforth to be called the  $s$  and  $s'$  states, respectively. There are initially  $N$  atoms in the  $s$  state and  $N'$  atoms in the  $s'$  state. The transition  $ss' \rightarrow pp'$  is monitored, where  $p$  refers to a  $24p_{1/2}$  state and  $p'$  refers to a  $34p_{3/2}$  state, at and near resonance. What is measured is  $N_{p'}/N'$ , where  $N_{p'}$  is the number of atoms in the  $p'$  state after an elapsed time  $t$ . (Measuring  $N_p/N$  gives nothing really new, since  $N_p = N_{p'}$  at all times.) Some of the experimental features we wish to understand are the rapid rise followed by slow approach to saturation of the signal and the width of the resonance lineshape (in the detuning  $\Delta = \epsilon'_p + \epsilon_p - \epsilon'_s - \epsilon_s$ ) as a function of time. The problem is not trivial because an initial  $ss' \rightarrow pp'$  transition is followed by the propagation of  $sp \rightarrow ps$  and  $s'p' \rightarrow p's'$  fluctuations, which are responsible for the broadening of the resonance.

In Ref. [5] we introduced the down and up states of an effective spin to describe the states  $s$  and  $p$ , and similarly for  $s'$  and  $p'$ , but in this paper we prefer to describe an  $s \rightarrow p$  transition as the creation of a Frenkel exciton, which then propagates through the medium. In this language, the initial creation of a  $pp'$  pair launches two excitons, of types  $sp$  and  $s'p'$ , but we consider only the limit where the propagation of the  $s'p'$  exciton is relatively unimportant and can be neglected. We prefer the exciton language because the literature on excitons in solids and liquids generally considers the dipole-dipole forces to be of major importance, as they are in a frozen Rydberg gas, and this literature has been useful to us in developing approximate analytical treatments. On the other hand, in spin systems the dominant role is usually played by the short-ranged exchange interaction and dipole-dipole forces are given comparatively little attention.

In this paper we present the results of numerical simulations for the case where  $N' = 1$  and  $N$  is large, which corresponds to the situation where a single  $s'$  atom is initially present and a single  $sp$  exciton is launched by the resonant  $ss' \rightarrow pp'$  transition. The calculated  $N_{p'}$  can be directly compared to the experimentally determined  $N_{p'}/N'$  in the limit  $N' \ll N$ .

We also develop analytical approximations for the average amplitude of a resonant transition and compare them with the results of the simulations. We find that the Cayley tree approximation agrees well with the simulations and also reduces to the exact results that we

can obtain by the methods of Ref. [5] when exciton propagation is suppressed. Other aspects of the numerical results are discussed in the body of the paper and in the Conclusions.

## II. DESCRIPTION OF NUMERICAL SIMULATIONS

Before discussing how the simulations are carried out, we review the basic elements of the theory presented in Ref. [5]. We consider one atom at the origin, initially in the state  $s'$ , in interaction with a gas of  $s$  atoms through a resonant  $ss' \rightarrow pp'$  dipole-dipole interaction  $V$ . We also allow for interaction among the unprimed atoms via an  $sp \rightarrow ps$  process mediated by another dipole-dipole potential  $U$ . This system is described by Eqs. (24a) and (24b) of Ref. [5], which are

$$i \dot{a}_0 = \Delta a_0 + \sum_{k=1}^N V_k c_k, \quad (1a)$$

$$i \dot{c}_k = V_k a_0 + \sum_{l=1}^N U_{kl} c_l. \quad (1b)$$

Here  $a_0(t)$  is the amplitude of the state in which the atom at the origin is in state  $s'$  and all other atoms are in state  $s$ , while  $c_k(t)$  is the amplitude of the state in which the atom at the origin is in state  $p'$  and the atom at  $\mathbf{r}_k$  is in state  $p$ , while all the others remain in state  $s$ . The quantities  $V_k$  and  $U_{kl}$  are the interaction potentials and  $\Delta = \epsilon'_p + \epsilon_p - \epsilon'_s - \epsilon_s$  is the detuning from resonance. The potential  $V_k$  is of the dipole-dipole form

$$V_k = -\frac{2\mu\mu'}{r_k^3} P_2(\cos \theta_k), \quad (2)$$

where  $\theta_k$  is the angle between  $\mathbf{r}_k$  and the magnetic field in the MOT used to confine the gas.<sup>1</sup> Similarly  $U_{kl}$  is of the form

$$U_{kl} = -\frac{2\mu^2}{r_{kl}^3} P_2(\cos \theta_{kl}), \quad (3)$$

for  $l \neq k$ . We define  $U_{ll} = 0$ , so that the restriction  $l \neq k$  is automatic in sums of the type appearing in Eq. (1b). Here  $\mu$  is the dipole matrix element connecting the  $s$  and  $p$  states, and  $\mu'$  is the dipole matrix element connecting the  $s'$  and  $p'$  states. The atoms are assumed to be sufficiently cold that during the time scale of interest they move only a very small fraction of their separation, and therefore  $V_k$  and  $U_{kl}$  can be taken to be independent of time.

If we consider a column vector  $C(t) = (a_0(t), c_1(t), c_2(t), \dots, c_N(t))^T$ , then clearly we can construct a matrix  $H$  such that the set of  $N+1$  coupled differential equations (1) can be

---

<sup>1</sup>The  $P_2(\cos \theta)$  angular dependence is also used, for instance, in Ref. [6]. In the absence of a magnetic field, each atom is in a multiplet of states and the angular dependences of each  $V_k$  and  $U_{kl}$  are described by matrices.

written in the form  $i \dot{C} = HC$ . If we let  $\{\lambda_m\}$  and  $\{\theta_m\}$  be the eigenvalues and eigenvectors (represented as column vectors) of the real Hermitian matrix  $H$ , respectively, and if we further define  $e_n$  to be the column vector of length  $N+1$  with the  $n$ th entry set equal to one and all others set equal to zero, then we can write  $e_n = \sum_{m=0}^N \beta_{nm} \theta_m$  and  $\theta_m = \sum_{n=0}^N \beta_{mn} e_n$ , where  $\beta_{nm} = \theta_m^T e_n$ . The system starts off in the state described by  $e_0$ , so it follows that

$$\begin{aligned} C(t) &= \exp(-iHt) e_0 \\ &= \sum_{m=0}^N \beta_{0m} \exp(-i\lambda_m t) \theta_m \\ &= \sum_{m=0}^N \sum_{n=0}^N \beta_{0m} \beta_{mn} \exp(-i\lambda_m t) e_n. \end{aligned} \quad (4)$$

The quantity  $a_0(t)$  is just the  $e_0$  component of this expression, so

$$a_0(t) = e_0^T C(t) = \sum_{m=0}^N \beta_{0m} \beta_{m0} \exp(-i\lambda_m t). \quad (5)$$

Thus we see that, in this form, solving for  $a_0$  at a given time becomes just a matter of diagonalizing the matrix  $H$ . To carry out the numerical simulations, we first generate a set of random positions for the unprimed atoms. For the results given in this paper these random positions are uniformly distributed, but it is just as easy to compute for a gas blob with a Gaussian density profile, as is the case in the experiments [1,2,4].<sup>2</sup> From these positions the potentials  $V_k$  and  $U_{kl}$  and the matrix  $H$  are generated. We then diagonalize  $H$  and construct the quantity  $a_0$  at a set of values of  $t$  using Eq. (5). We do this for the same set of times for many random distributions of the unprimed atoms and thereby obtain an average of the quantities  $a_0$  and  $|a_0|^2$  at a given set of times over many configurations of the system. The signal measured by the experiments is then proportional to the average of  $1 - |a_0|^2$ . We can also obtain plots of the linewidth as a function of time by generating signal versus time curves for many values of the detuning,  $\Delta$ , and then determining for each time value which of these signals is equal to one half the value of the resonance signal. As we discuss later, we can directly generate Fourier transforms from Eq. (5).

### III. DESCRIPTION OF ANALYTICAL APPROXIMATION

#### A. Justification

In developing approximations, it is useful to cast the problem in the standard Green's function language [7], as discussed in Section 3 of Ref. [8]. The Green's function of Eq. (1b) satisfies the equation

$$\omega G_{ln} = \delta_{ln} + \sum_{m=1}^N U_{lm} G_{mn}, \quad (6)$$

---

<sup>2</sup>Results that directly compare calculations and experiments will be reported separately.

and then

$$a_0(\omega) = \frac{i}{\omega - \Delta - \sum_{lm} V_l G_{lm} V_m}. \quad (7)$$

Actually,  $-ia_0$  is the 00 element of the Green's function for the entire set of  $N+1$  equations. Analogously, then, the on-site Green's function for Eq. (1b) can be written in the form

$$G_{nn} = \frac{1}{\omega - \sum_{lm} U_{nl} G_{lm,[n]} U_{mn}}, \quad (8)$$

where  $G_{lm,[n]}$  is the Green's function for a medium in which the  $n$  atom is absent. It is important to keep in mind that these Green's function equations are exact.

The Cayley approximation [9,10] keeps only the diagonal ( $l = m$ ) terms in the sum over  $l$  and  $m$  in Eqs. (7) and (8). Further, it assumes that each  $G_{ll,[n]}$  is independently distributed, and that there are sufficiently many sites that  $G_{ll,[n]}$  and  $G_{ll}$  have the same distribution.

We choose to set  $\omega = i\alpha$  and work in Laplace space instead of Fourier space because this makes many of the integrals that follow more obviously convergent. Up to a point, the same analysis can be carried out with the Fourier analogs, but Laplace transforms are needed to solve the Cayley equations exactly in part B of this Section. We also work with the inverses of these Green's functions, setting  $a_0(i\alpha) = 1/f_0(\alpha)$  and  $G_{kk}(i\alpha) = i/f_k(\alpha)$ , so in the Cayley approximation we have

$$f_0 = \alpha + i\Delta + \sum_{k=1}^N \frac{V_{0k}^2}{f_k}, \quad (9a)$$

$$f_k = \alpha + \sum_{l=1}^N \frac{U_{kl}^2}{f_l}. \quad (9b)$$

## B. $U$ Process Only

First we consider just the  $U$  process and solve Eq. (9b), which is to say we look at the  $sp$  exciton by itself. Note that  $f_k$  is always real and positive. The distribution of  $f_k$  is given by

$$P(f_k) = \int \left\langle \delta \left( f_k - \alpha - \sum_{l=1, l \neq k}^N \frac{U_{kl}^2}{f_l} \right) \right\rangle \prod_{m \neq k, m=1}^N P(f_m) df_m, \quad (10)$$

where

$$\langle X \rangle = \frac{1}{\Omega^N} \int \prod_{j=1}^N d^3 r_j X. \quad (11)$$

Writing the delta function as a Fourier transform, we see that

$$\begin{aligned}
P(f_k) &= \int_{-\infty}^{\infty} \frac{dq}{2\pi} \int \prod_{m \neq k, m=1}^N P(f_m) df_m e^{iq(f_k - \alpha)} \left\langle \exp \left( -iq \sum_{l=1}^N \frac{U_{kl}^2}{f_l} \right) \right\rangle \\
&= \int_{-\infty}^{\infty} \frac{dq}{2\pi} e^{iq(f_k - \alpha)} \int \prod_{m \neq k, m=1}^N P(f_m) df_m \frac{1}{\Omega^{N-1}} \int \prod_{l \neq k, l=1}^N d^3 r_l \exp \left( -iq \frac{U_{kl}^2}{f_l} \right). \quad (12)
\end{aligned}$$

Using the fact that  $(\prod_m P_m)(\prod_l E_l) = \prod_m P_m E_m$ , we can write

$$\begin{aligned}
P(f_k) &= \int_{-\infty}^{\infty} \frac{dq}{2\pi} e^{iq(f_k - \alpha)} \prod_{m \neq k, m=1}^N \int P(f_m) df_m \frac{1}{\Omega} \int d^3 r_m \exp \left( -iq \frac{U_{km}^2}{f_m} \right) \\
&= \int_{-\infty}^{\infty} \frac{dq}{2\pi} e^{iq(f_k - \alpha)} \left[ \int_0^{\infty} df_1 P(f_1) \frac{1}{\Omega} \int d^3 r_1 \exp \left( -iq \frac{U_{k1}^2}{f_1} \right) \right]^{N-1} \\
&= \int_{-\infty}^{\infty} \frac{dq}{2\pi} e^{iq(f_k - \alpha)} \left( 1 - \int_0^{\infty} df P(f) \frac{1}{\Omega} \int d^3 r \left\{ 1 - \exp \left[ -iq \frac{U^2(r)}{f} \right] \right\} \right)^{N-1}, \quad (13)
\end{aligned}$$

where in the last step we have simply changed variables from  $\mathbf{r}_1$  to  $\mathbf{r} = \mathbf{r}_1 - \mathbf{r}_k$ . Using the averaging methods detailed in Eqs. (8–10) and the Appendix of Ref. [5], we see that

$$P(f) = \int_{-\infty}^{\infty} \frac{dq}{2\pi} e^{iq(f - \alpha)} \exp \left[ -u \sqrt{iq} Q(\alpha) \right], \quad (14)$$

where

$$Q(\alpha) = \int_0^{\infty} \frac{df}{\sqrt{f}} P(f), \quad (15)$$

and

$$u = \frac{16\pi^{3/2}}{9\sqrt{3}} \mu^2 \frac{N}{\Omega}. \quad (16)$$

Using

$$\int_{-\infty}^{\infty} \frac{dq}{2\pi} e^{iqA - \sqrt{iq}B} = \frac{1}{2\sqrt{\pi}} \frac{B}{A^{3/2}} \exp \left( -\frac{B^2}{4A} \right) \theta(A), \quad (17)$$

for  $A$  and  $B$  real, we have

$$P(f) = \frac{1}{2\sqrt{\pi}} \frac{uQ(\alpha)}{(f - \alpha)^{3/2}} \exp \left[ -\frac{u^2 Q^2(\alpha)}{4(f - \alpha)} \right] \theta(f - \alpha). \quad (18)$$

and so

$$\begin{aligned}
Q(\alpha) &= \int_{\alpha}^{\infty} \frac{df}{\sqrt{f}} \frac{1}{2\sqrt{\pi}} \frac{uQ(\alpha)}{(f - \alpha)^{3/2}} \exp \left[ -\frac{u^2 Q^2(\alpha)}{4(f - \alpha)} \right] \\
&= \frac{1}{\sqrt{\alpha}} \exp \left[ \frac{u^2 Q^2(\alpha)}{4\alpha} \right] \operatorname{erfc} \left[ \frac{uQ(\alpha)}{2\sqrt{\alpha}} \right]. \quad (19)
\end{aligned}$$

We also have

$$\begin{aligned}\left\langle \frac{1}{f} \right\rangle &= \int_0^\infty \frac{df}{f} P(f) \\ &= \frac{1}{\alpha} - \frac{\sqrt{\pi}}{2} \frac{uQ(\alpha)}{\alpha^{3/2}} \exp \left[ \frac{u^2 Q^2(\alpha)}{4\alpha} \right] \operatorname{erfc} \left[ \frac{uQ(\alpha)}{2\sqrt{\alpha}} \right],\end{aligned}\quad (20)$$

or

$$\left\langle \frac{1}{f} \right\rangle = \frac{1}{\alpha} \left[ 1 - \frac{\sqrt{\pi}}{2} u Q^2(\alpha) \right]. \quad (21)$$

Thus we can solve numerically the transcendental relation for  $Q(\alpha)$  given in Eq. (19) and plug it into Eq. (21) to find  $\langle 1/f \rangle$ . It is important to note that Eq. (19) defines  $Q$  as an analytic function of  $\alpha$  in the half-plane where  $\operatorname{Re} \alpha > 0$ . Thus  $\langle 1/f \rangle$  can be analytically continued, in the variable  $\omega = i\alpha$ , from the positive imaginary axis to the entire upper half-plane.

### C. $U$ and $V$ Processes in the Absence of $\Delta$

Now we allow the  $V$  process to be present, but we still ignore the detuning,  $\Delta$ . We start with the equations

$$f_0 = \alpha + \sum_{k=1}^N \frac{V_{0k}^2}{f_k}, \quad (22a)$$

$$f_k = \alpha + \sum_{l=1, l \neq k}^N \frac{U_{kl}^2}{f_l}. \quad (22b)$$

Repeating the analysis we did before, we have

$$P_0(f_0) = \int \left\langle \delta \left( f_0 - \alpha - \sum_{k=1}^N \frac{V_{0k}^2}{f_k} \right) \right\rangle \prod_{l=1}^N P(f_l) df_l, \quad (23)$$

which leads to the form

$$P_0(f_0) = \int_{-\infty}^{\infty} \frac{dq}{2\pi} e^{iq(f_0 - \alpha)} \left\{ \int_0^\infty df P(f) \frac{1}{\Omega} \int d^3r \exp \left[ -iq \frac{V^2(r)}{f} \right] \right\}^N. \quad (24)$$

At this point it is clear from our previous work that this equation leads to

$$P_0(f_0) = \frac{1}{2\sqrt{\pi}} \frac{vQ(\alpha)}{(f_0 - \alpha)^{3/2}} \exp \left[ -\frac{v^2 Q^2(\alpha)}{4(f_0 - \alpha)} \right] \theta(f_0 - \alpha), \quad (25)$$

where

$$v = \frac{16\pi^{3/2}}{9\sqrt{3}} \mu \mu' \frac{N}{\Omega}, \quad (26)$$

and  $Q(\alpha)$  is still given by Eq. (19), and depends on  $u$ . Therefore we obtain the result

$$\begin{aligned} \left\langle \frac{1}{f_0} \right\rangle &= \int_0^\infty \frac{df_0}{f_0} P_0(f_0) \\ &= \frac{1}{\alpha} - \frac{\sqrt{\pi}}{2} \frac{vQ(\alpha)}{\alpha^{3/2}} \exp \left[ \frac{v^2 Q^2(\alpha)}{4\alpha} \right] \operatorname{erfc} \left[ \frac{vQ(\alpha)}{2\sqrt{\alpha}} \right], \end{aligned} \quad (27)$$

which again can be analytically continued.

#### D. $U$ and $V$ Processes in the Presence of $\Delta$

If we further consider the effect of a detuning,  $\Delta$ , then we have the full set of Eqs. (9). The equation for  $f_k$  is unchanged from the previous case, but because the equation for  $f_0$  is now complex we have to consider a distribution in the two variables  $f_0^R = \operatorname{Re} f_0$  and  $f_0^I = \operatorname{Im} f_0$ . We have

$$P_0(f_0^R, f_0^I) = \int \left\langle \delta \left( f_0^R - \alpha - \sum_{k=1}^N \frac{V_{0k}^2}{f_k} \right) \delta(f_0^I - \Delta) \right\rangle \prod_{l=1}^N P(f_l) df_l. \quad (28)$$

Clearly the delta function involving  $f_0^I$  does not participate in the averaging or in the integrations over  $f_l$ . Therefore we can treat the part involving  $f_0^R$  just as we did before, and the  $f_0^I$  part will just be carried along. Hence we find

$$P_0(f_0^R, f_0^I) = \frac{1}{2\sqrt{\pi}} \frac{vQ(\alpha)}{(f_0^R - \alpha)^{3/2}} \exp \left[ -\frac{v^2 Q^2(\alpha)}{4(f_0^R - \alpha)} \right] \theta(f_0^R - \alpha) \delta(f_0^I - \Delta). \quad (29)$$

It follows, then, that

$$\begin{aligned} \left\langle \frac{1}{f_0} \right\rangle &= \int_0^\infty df_0^R \int_{-\infty}^\infty df_0^I \frac{1}{f_0^R + i f_0^I} P_0(f_0^R, f_0^I) \\ &= \frac{1}{\alpha + i\Delta} - \frac{\sqrt{\pi}}{2} \frac{vQ(\alpha)}{(\alpha + i\Delta)^{3/2}} \exp \left[ \frac{v^2 Q^2(\alpha)}{4(\alpha + i\Delta)} \right] \operatorname{erfc} \left[ \frac{vQ(\alpha)}{2\sqrt{\alpha + i\Delta}} \right]. \end{aligned} \quad (30)$$

#### E. Other Approximations

It is also possible to make approximations other than the one we have chosen. For example, instead of working with Eq. (9b), one can instead choose to work with

$$f_k = \alpha + \sum_{l=1}^N \frac{U_{kl}^2}{f_k}, \quad (31)$$

which gives explicitly



$$f_k = \frac{1}{2} \left( \alpha + \sqrt{\alpha^2 + 4 \sum_l U_{kl}^2} \right). \quad (32)$$

The standard averaging procedure then leads to

$$\left\langle \frac{1}{f} \right\rangle = \frac{2}{u\sqrt{\pi}} + \frac{\alpha}{u^2} \left[ \exp\left(\frac{u^2}{\alpha^2}\right) \operatorname{erfc}\left(\frac{u}{\alpha}\right) - 1 \right]. \quad (33)$$

Alternatively, we can replace  $1/f_l$  by its average, obtaining

$$f_k = \alpha + \sum_{l=1}^N U_{kl}^2 \left\langle \frac{1}{f} \right\rangle, \quad (34)$$

which leads to

$$\alpha \left\langle \frac{1}{f} \right\rangle + \frac{\sqrt{\pi}}{2} \frac{u}{\sqrt{\alpha}} \sqrt{\left\langle \frac{1}{f} \right\rangle} \exp\left(\frac{u^2}{4\alpha} \left\langle \frac{1}{f} \right\rangle\right) \operatorname{erfc}\left(\frac{u}{2\alpha} \sqrt{\left\langle \frac{1}{f} \right\rangle}\right) = 1. \quad (35)$$

Eqs. (31) and (34) correspond to a Hubbard band and a CPA approximation, respectively. We have examined these approximations and found that they give results that do not agree with our simulations as well as the results obtained by the Cayley approximation. This is not at all surprising, since in the Cayley equations (9) the on-site Green's functions for the  $U$  problem are allowed to vary from site to site, whereas in Eqs. (31) and (34) they are not.

#### IV. RESULTS

In this section we present and discuss the results of the numerical simulations described in Section II in comparison, when possible, with exact analytical results or with approximations that are good enough to be used instead of the simulations. We require that the graph of an approximate result should not entail much more numerical labor than the corresponding graph from the numerical simulations. Further, we omit comparisons of Laplace transforms, because two similar-looking Laplace transforms can correspond to distinctly different results in the time domain and to different spectral densities in the (real) frequency domain. We found that, by and large, only the Cayley tree approximation for  $\langle a_0 \rangle$ , as developed in Section III, comes close to meeting all these criteria and can be considered as “good”. We do not have, at this time, a good approximation for  $\langle |a_0|^2 \rangle$ .

All the analytical results, exact and approximate, are for a single primed atom in an ideal, infinite gas of unprimed atoms with purely dipolar interactions. The simulations presented here were carried out for  $N$  unprimed atoms randomly distributed in a cubic volume floating in vacuum, with a single primed atom at the center of the cube. One can change the position of the unprimed atom (to study surface effects), the shape of the volume, the boundary conditions, and the interaction. One can also consider a non-uniform gas blob, such as one with a Gaussian profile, and put in some correlation between the positions of the atoms. Here we focus on the infinite, ideal gas as a standard.

For compactness of presentation, all energy and inverse time variables are scaled by the effective strength of the  $ss' \rightarrow pp'$  transition,  $v$ , defined in Eq. (26). We have then results as a function of time or frequency and of two parameters:  $\Delta/v$ , where  $\Delta$  is the detuning from resonance, and  $u/v$ , where  $u$  is the equivalent of  $v$  for the  $sp \rightarrow ps$  transition and is defined in Eq. (16). We display results for the following values of  $u$ :

**$u=0$**

If the potential  $U$  is set equal to zero in Eq. (1b), then Eqs. (1) can be solved and averaged analytically as is done in Ref. [5]. This case therefore provides a convenient way to check to see if our numerical routines are working properly. It also provides a nice way to get a feeling for how many unprimed atoms need to be included and over how many realizations of the system we need to average to obtain good statistical results. In this case, of course, the  $sp$  exciton does not travel.

**$u=v/4$**

We report some results for this case in order to show the gradual transition from the non-propagating to the propagating exciton, and also because this value of  $u/v$  corresponds to the Rb case when there are, initially, a few  $s$  atoms in a gas of  $s'$  atoms ( $N \ll N'$ ). In effect, one interchanges the roles of primed and unprimed atoms with respect to the case  $u = 4v$  (see below), so that the  $s'p'$  exciton is now the one that propagates.

**$u=v$**

Resonant coupling to the excitons is nearly optimal in this case. In addition, for  $\Delta = 0$  finding  $a_0$  is equivalent to finding the on-site Green's function  $G_{00}$  for a gas of  $N + 1$  atoms. Then  $-(1/\pi) \text{Im } G_{00}(\omega) = (1/\pi) \text{Re } a_0(\omega)$  is the spectral density for exciton propagation. This and other quantities related to exciton propagation can then be studied independently from the mechanism of resonant excitation.

**$u=4v$**

This value is chosen because it is close to the value  $u = 3.96v$  that pertains to the Rb experiments [1]. It also serves to illustrate, in general, what happens when exciton propagation is a large effect.

## A. Results for $N_{p'}/N'$

The four parts of Fig. 1 display the numerical simulations of  $1 - \langle |a_0|^2 \rangle$ , corresponding to the experimental signal  $N_{p'}/N'$ , as a function of  $vt$  for  $u/v = 0, 1/4, 1$  and  $4$ , and enough values of the detuning  $\Delta$  to give an idea of the resonance width in each case. The FWHM at large  $t$  can be directly deduced from the intercepts of the graphs with the right edge of the figure.

In addition, Fig. 1a shows the exact results for  $u = 0$  that were reported in Ref. [5]. Comparison with the numerical simulations, which were carried out for  $N = 100$ , shows that the infinite system is already well simulated, but that noticeable wiggles remain after averaging over 10000 realizations. The reason for this persistence of fluctuations is that most realizations do not look at all like the average. In fact, the variance with realization (not shown) is comparable to the average and in particular for small  $t$  the average is given by  $(\sqrt{\pi}/2) vt$ , while each realization is quadratic in  $t$ , as already discussed in Ref. [5]. It can

be seen from the graphs that the linear rise law,  $(\sqrt{\pi}/2)vt$ , is independent both of  $\Delta$  and of  $u$  and holds for a substantial range of  $vt$ .

### B. Results for $\langle a_0(t) \rangle$

The four parts of Figs. 2 and 3 display the numerical simulations of  $\text{Re} \langle a_0 \rangle$  and  $\text{Im} \langle a_0 \rangle$ , respectively, as a function of  $vt$  for  $u/v = 0, 1/4, 1$ , and  $4$ . Recall that  $\langle a_0 \rangle$  is the probability amplitude that resonant exciton creation has not occurred during the time  $t$ . The striking feature of these graphs is that, off-resonance, oscillations with an approximate period  $\Delta$  persist for a long time, not only when the exciton does not propagate ( $u = 0$ ), but even for  $u = 4$ .

The graph for  $u = 0$  can be obtained analytically by the same methods used in Ref. [5] for computing  $1 - \langle |a_0|^2 \rangle$ . We give here only the following result for the Laplace transform:

$$\langle a_0(i\alpha) \rangle = \frac{1}{\alpha + i\Delta} - \frac{\sqrt{\pi}}{2} \frac{v}{(\alpha + i\Delta)^{3/2} \sqrt{\alpha}} \exp \left[ \frac{v^2}{4\alpha(\alpha + i\Delta)} \right] \text{erfc} \left[ \frac{v}{2\sqrt{\alpha(\alpha + i\Delta)}} \right]. \quad (36)$$

From this,  $\langle a_0(t) \rangle$  has been obtained by expanding in powers of  $1/\alpha$  and inverting the Laplace transform term by term. As in Ref. [5], various formulas involving special functions can also be obtained. We do not display the analytical results because in Figs. 2a and 3a they would hardly be distinguishable from those of the numerical simulations, except perhaps for  $\Delta = 0$ . The initial dependence on time is given by

$$\langle a_0 \rangle \simeq 1 - \frac{\sqrt{\pi}}{2} vt - i\Delta t \quad (37)$$

Looking at the graphs, it seems that the initial decrease of  $\text{Re} \langle a_0 \rangle$  depends on  $u$ , but this perception only indicates that the range of validity of the linear approximation (37) is small. On the other hand, the graphs of  $\langle |a_0|^2 \rangle$  in Fig. 1 look linear and independent of  $u$  over a wide range of  $vt$ . Note also that  $|\langle a_0 \rangle|^2 \simeq 1 - \sqrt{\pi}vt$  decreases initially twice as fast as  $\langle |a_0|^2 \rangle \simeq 1 - (\sqrt{\pi}/2)vt$ . Of course, it must be true that the (mod) square of the average is smaller than or equal to the average of the square, but the above result shows that  $|\langle a_0 \rangle|^2$  is not even a fair approximation to  $\langle |a_0|^2 \rangle$ .

### C. Results for the Spectral Density

Figs. 4 to 7 present graphs of  $\text{Re} \langle a_0(\omega) \rangle$  that correspond to the graphs of  $\langle a_0(t) \rangle$  in Figs. 2 and 3. For  $u = v$  and  $\Delta = 0$ ,  $\text{Re} \langle a_0(\omega) \rangle$  is the exciton spectral density (times  $\pi$ ); more generally, it is an excitation spectral density for the resonant process  $ss' \rightarrow pp'$ . Each Figure gives a comparison of the numerical simulation with the Cayley approximation, which in particular for  $u = 0$  reduces correctly to the exact result of Eq. (36). We compare spectral densities, rather than time graphs, in part because obtaining  $\langle a_0(t) \rangle$  for the Cayley approximation is laborious, and in part because the comparison of spectral densities is instructive, as we now discuss.

In the notation of Section II, the spectral density is obtained from Eq. (5) as

$$\text{Re } a_0(\omega + i\varepsilon) = \text{Im} \sum_{m=0}^N \frac{\beta_{0m}\beta_{m0}}{\omega - \lambda_m + i\varepsilon} \quad (38)$$

in the limits  $\varepsilon \rightarrow 0$  and  $N \rightarrow \infty$ . In practice it is difficult to go beyond  $N = 1000$ , and one must choose  $\varepsilon$  to be fairly large to obtain a smooth plot for the spectral density where the eigenvalues are sparse, even after averaging over 10000 realizations. On the other hand, the distribution of eigenvalues for a random dipolar gas is highly structured near  $\omega = 0$ , and if  $\varepsilon$  is too large this structure will be missed. Rather than spending much time to go to large  $N$  and refine the numerical technique, we set  $N = 100$ , plot the results for  $\varepsilon/v = 0.1$  and 0.01, and let the eye extrapolate to the correct limit. It is remarkable that the Cayley approximation agrees best with the smallest value of  $\varepsilon/v$ , except for wiggles that are usually in regions of sparse eigenvalues. This is exactly how the exact spectral density is expected to compare with a calculation for finite  $N$ . A finite  $\varepsilon$  can also be viewed as a simulation of the decoherence introduced by atomic motions, or of losses to other channels, such as the decay of the excited atomic states due to blackbody radiation [11]. Thus,  $\varepsilon$  is almost equivalent to the  $\gamma$  of the Lorentzian broadening model of Ref. [5], the difference being that in Ref. [5]  $i\gamma$  is added to  $\omega$  for the Fourier transform of Eq. (1b) only, while here  $i\varepsilon$  is added to every  $\omega$ . As  $\varepsilon$  increases, the highly structured spectral densities of the ideal frozen gas become increasingly similar to Lorentzian lines. Because of unavoidable losses and incoherences, the experimental spectral densities will resemble the results of the simulations for some finite  $\varepsilon$ .

From the comparison with the simulations, it is apparent that a shortcoming of the Cayley approximation is that it gives a symmetric spectral density at resonance ( $\Delta = 0$ ), while the correct spectral density is slightly asymmetric. Correspondingly,  $\langle a_0(t) \rangle$  is not purely real, except for  $u = 0$ , as can be seen in Fig. 3. For  $\Delta \neq 0$ , the spectral density at  $\omega < \Delta$  is underestimated by the Cayley approximation.

Clearly, the asymmetry of the spectral density at  $\Delta = 0$  comes from the terms with  $l \neq m$  in the denominator of Eq. (7), which are neglected in the Cayley approximation. It is surprising that these terms, which correspond to exciton propagation other than back and forth on the Cayley tree, have such small effect on  $\langle a_0 \rangle$  at  $\Delta = 0$ . At finite  $\Delta$ , the underestimate of  $\text{Re} \langle a_0(\omega) \rangle$  for  $\omega < \Delta$  is probably due to the neglect of these same terms. It seems complicated to include these terms, even approximately, in the Cayley tree formulation, but we have already shown how this can be done in the “CPA” approximation [8].

## V. CONCLUSIONS

In this paper, we report results of ongoing work on the general question: what are the electrodynamics and the optics of a gas of excited atoms interacting via dipolar fluctuations, for times short compared to the atom-atom collision time? We are considering in particular the time evolution of a resonant  $ss' \rightarrow pp'$  process when  $N$  atoms in state  $s$  and  $N'$  in state  $s'$  are initially present, and all atoms are randomly distributed. At least one of these two initial states must be an excited state for the process to occur resonantly. Other resonant processes can be mapped on this prototype. For instance, the process  $pp \rightarrow ss'$  discussed in Refs. [12] and [3] is handled by setting  $s' = s$  and reversing the roles of  $s$  and  $p$ . If the atoms are in

Rydberg states then they have known energies and dipole moment matrix elements and the dipole-dipole interaction is dominant, so there are no adjustable parameters in the theory. More importantly for the experiments, with a frozen gas of Rydberg atoms one can easily do time-resolved spectroscopy because the evolution time scale is measured in microseconds. However, for the theory it does not matter that the atoms are of Rb or Cs, since other atoms in excited states would behave similarly on the corresponding time scale. In the language of the solid-state and chemical physics literatures, our problem can be described as resonant energy transfer to Frenkel excitons.

We have carried out detailed and extensive calculations, truly “computer experiments”, for a resonant  $ss' \rightarrow pp'$  process when a single  $s'$  atom is initially present in a frozen gas of  $s$  atoms. Neglecting the propagation of the  $s'p'$  exciton to keep things simple, we consider in effect the resonant excitation and propagation of an  $sp$  exciton. The results apply, in practice, whenever only a few excitons of a given type are created, so that exciton-exciton interactions are negligible.

We can compute anything we wish about this system, but in this paper we report representative results for two quantities only: the average probability amplitude that no exciton has been created,  $\langle a_0 \rangle$ , and the average probability that an exciton has been created,  $1 - \langle |a_0|^2 \rangle$ . One striking result is that the initial transition rate for  $ss' \rightarrow pp'$  is independent of exciton propagation and of detuning from resonance for surprisingly long times, and can thus be explicitly evaluated. Another surprise is that the transition amplitude at detuning  $\Delta$  shows persistent oscillations with period  $\Delta$ , even when exciton propagation is a strong effect. Correspondingly, the spectral density for exciton creation is strongly peaked at  $\Delta$ . We have commented in detail in Section IV on other aspects of the numerical results.

With a wealth of numerical results at our disposal, we have attempted to develop approximate formulas that are not simply fits to a particular numerical result. We have obtained good approximations for  $\langle a_0 \rangle$ , but not yet for  $\langle |a_0|^2 \rangle$ , which is notoriously more difficult to obtain than  $\langle a_0 \rangle$  and quite different from  $|\langle a_0 \rangle|^2$ . To develop approximation schemes we have drawn, and will continue to draw, from the literature on wave functions in random systems, and in particular on earlier work on excitons in disordered solids and liquids [10]. The best results, in our case, are given by the Cayley tree approximation.

However, most of the work on random systems deals with on-site disorder or short-range interactions. On the contrary, the dipolar interaction  $U(r) \sim 1/r^3$  is long range and has the distribution  $P(U) \sim 1/U^2$  for a random distribution of  $r$ . The distribution of the cumulative variable  $\mathcal{U}$ , where  $\mathcal{U}^2 = \sum_k U_k^2$  with  $U_k = U(r_k)$ , plays a major role in the theory. It is given by

$$P(\mathcal{U}) = \frac{1}{\sqrt{\pi}} \frac{u}{\mathcal{U}^2} \exp\left(-\frac{u^2}{4\mathcal{U}^2}\right), \quad (39)$$

where  $u$  is given by Eq. (16). Note that  $P(\mathcal{U})$  is not Gaussian and the central limit theorem does not apply, because  $P(U)$  does not have an r.m.s. value and is not even normalizable. Therefore it is not surprising that, as shown by the simulations, the distribution of eigenvalues and other statistical properties of the matrix  $U_{kl}$  are very different from those of a standard random matrix. This implies that random system results obtainable by random matrix theory are not applicable to dipolar interactions in an ideal gas. Luckily, the

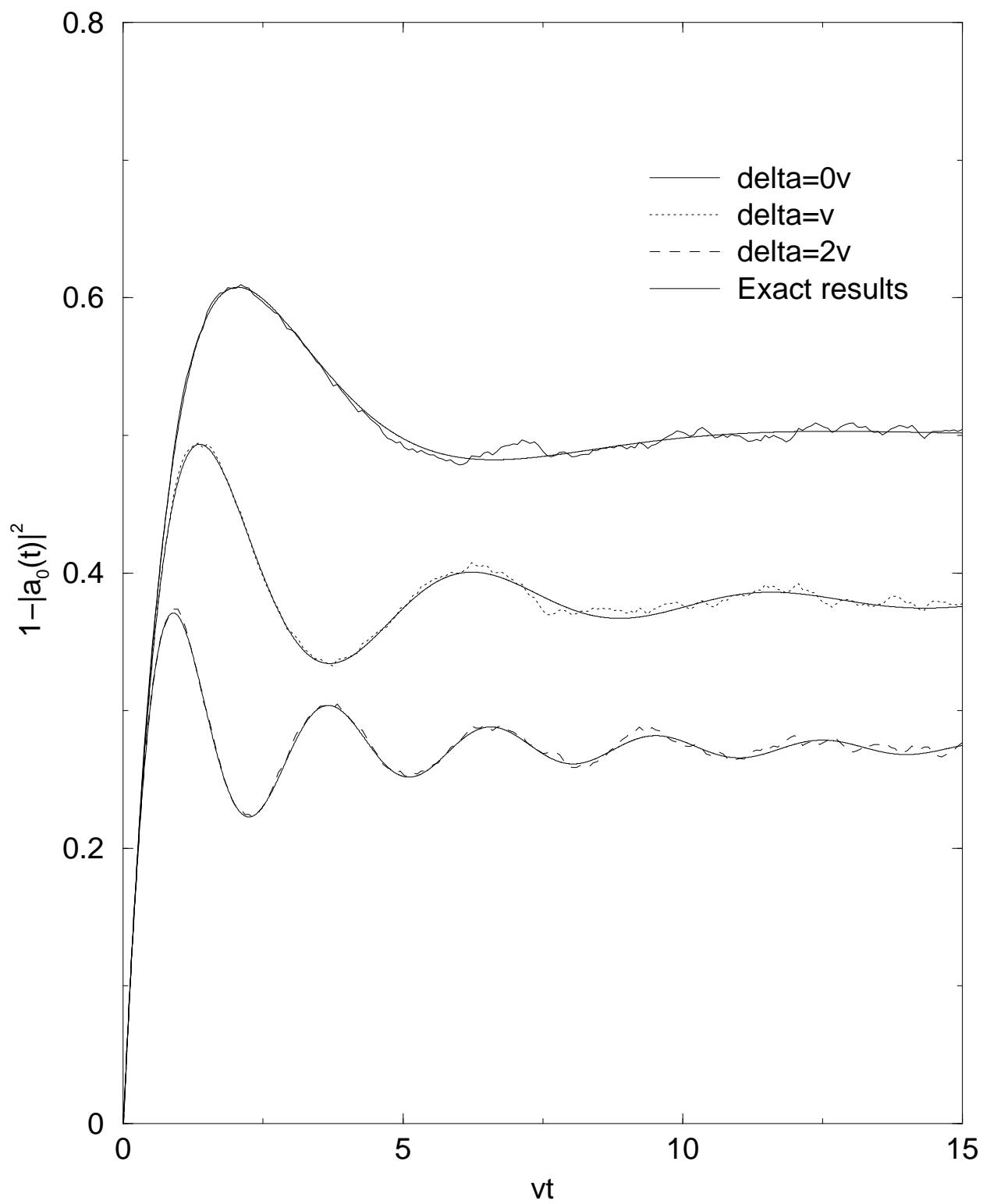
distribution in Eq. (39) makes the Cayley tree equations exactly soluble.

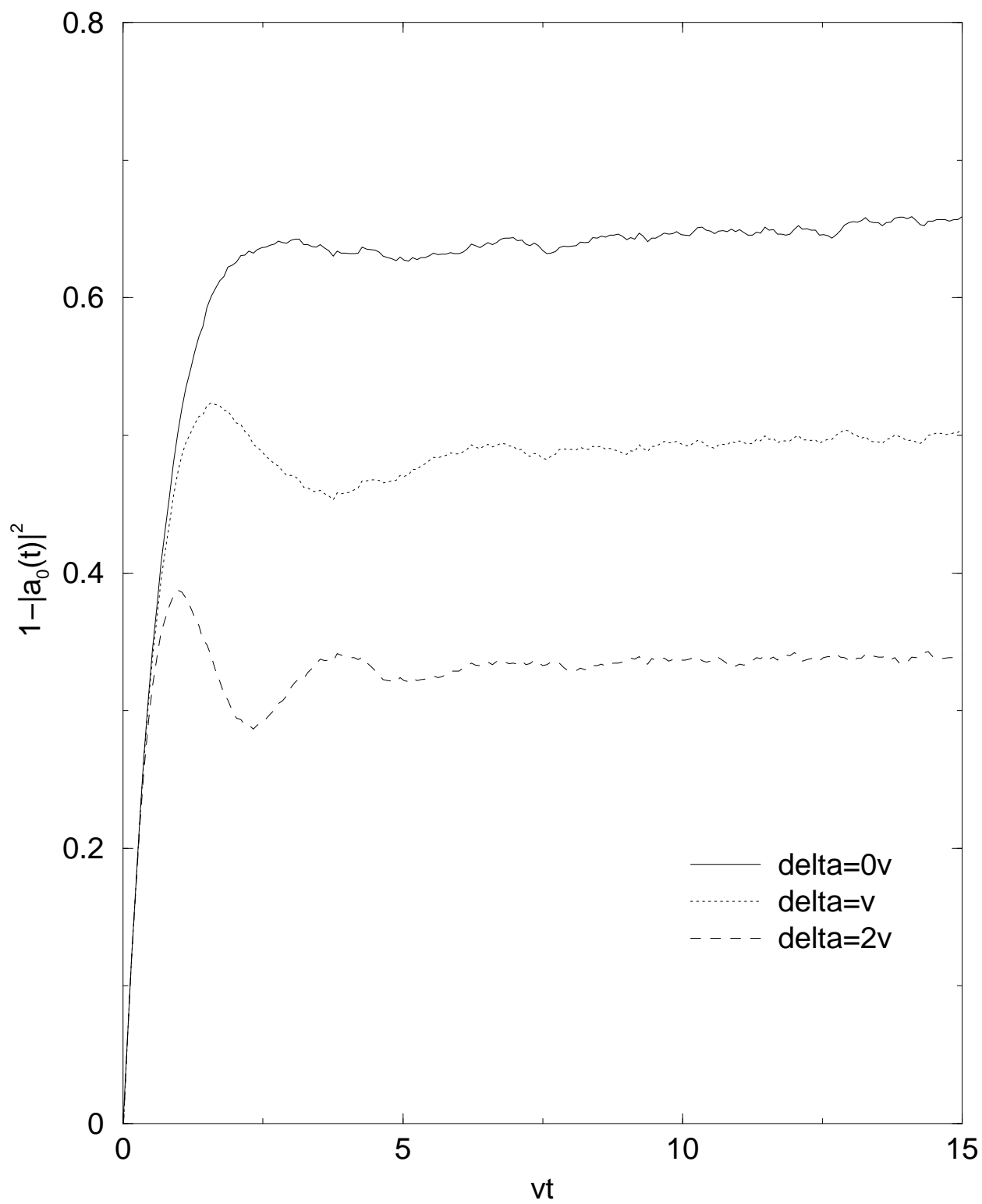
## REFERENCES

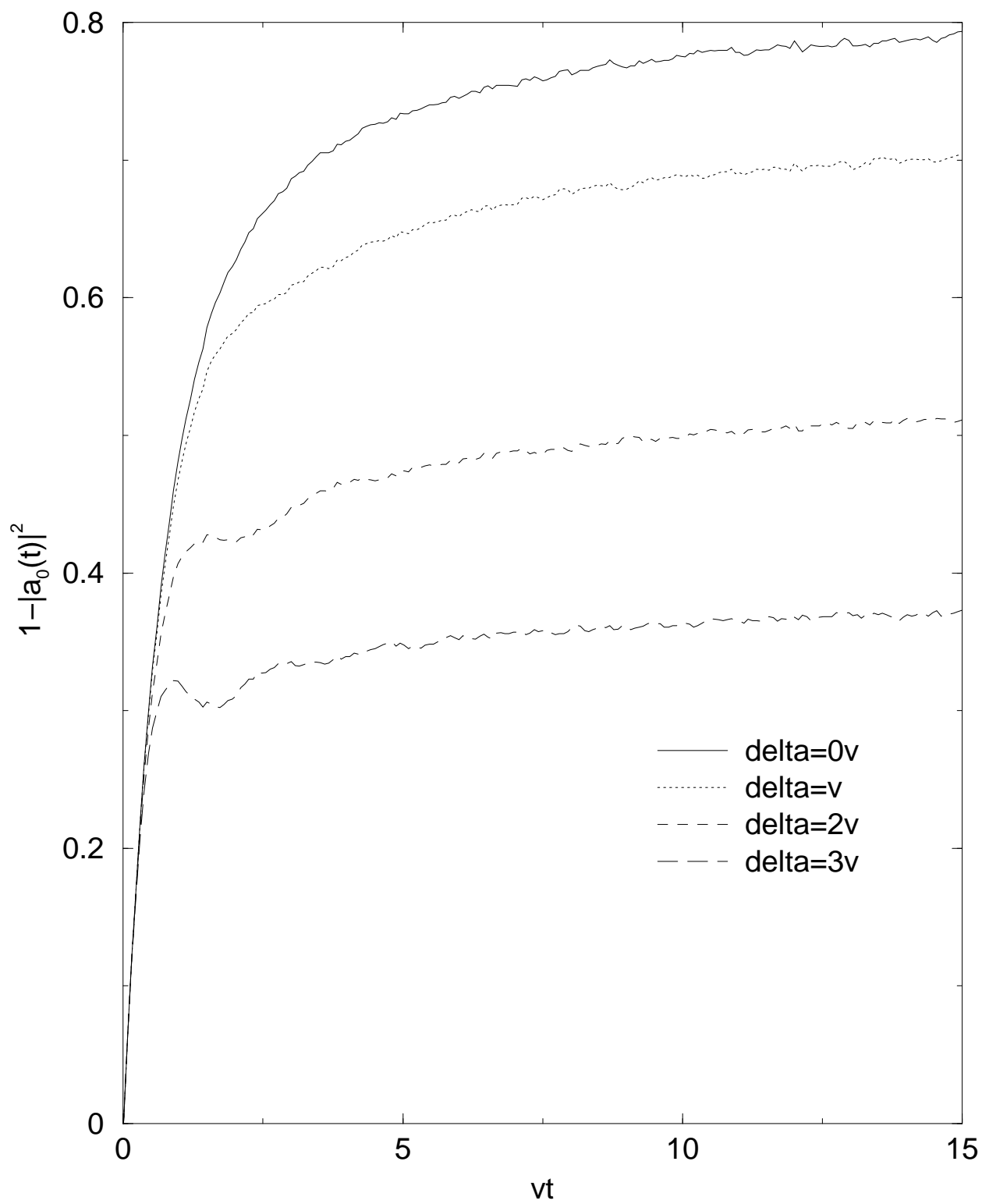
- [1] W. R. Anderson, J. R. Veale, and T. F. Gallagher, Phys. Rev. Lett. **80**, 249 (1998).
- [2] W. R. Anderson, Ph.D. Dissertation, University of Virginia, 1996 (unpublished).
- [3] I. Mourachko, D. Comparat, F. de Tomasi, A. Fioretti, P. Nosbaum, V. M. Akulin and P. Pillet, Phys. Rev. Lett. **80**, 253 (1998).
- [4] J. R. Lowell, Ph.D. Dissertation, University of Virginia, 1998 (unpublished).
- [5] J. S. Frasier, V. Celli, and T. Blum, Phys. Rev. A **59**, 4358 (1999).
- [6] L. Santos, G. V. Shlyapnikov, P. Zoller, and M. Lewenstein, Phys. Rev. Lett. **85**, 1791 (2000).
- [7] E. N. Economou, *Green's Functions in Quantum Physics* (Springer, Berlin, 1983).
- [8] V. Celli and J. S. Frasier, preprint cond-mat/9908230.
- [9] R. Abou-Chacra, P. W. Anderson, and D. J. Thouless, J. Phys. C **6**, 1734 (1973).
- [10] D. E. Logan and P. G. Wolynes, J. Chem. Phys. **87**, 7199 (1987); D. E. Logan and P. G. Wolynes, Phys. Rev. B **36**, 4135 (1987); D. E. Logan and P. G. Wolynes, Phys. Rev. B **31**, 2437 (1985).
- [11] T. F. Gallagher, *Rydberg Atoms* (Cambridge, New York, 1994). See in particular chapter 5.
- [12] V. M. Akulin, F. de Tomasi, I. Mourachko and P. Pillet, Physica D **131**, 125 (1999).

## FIGURES









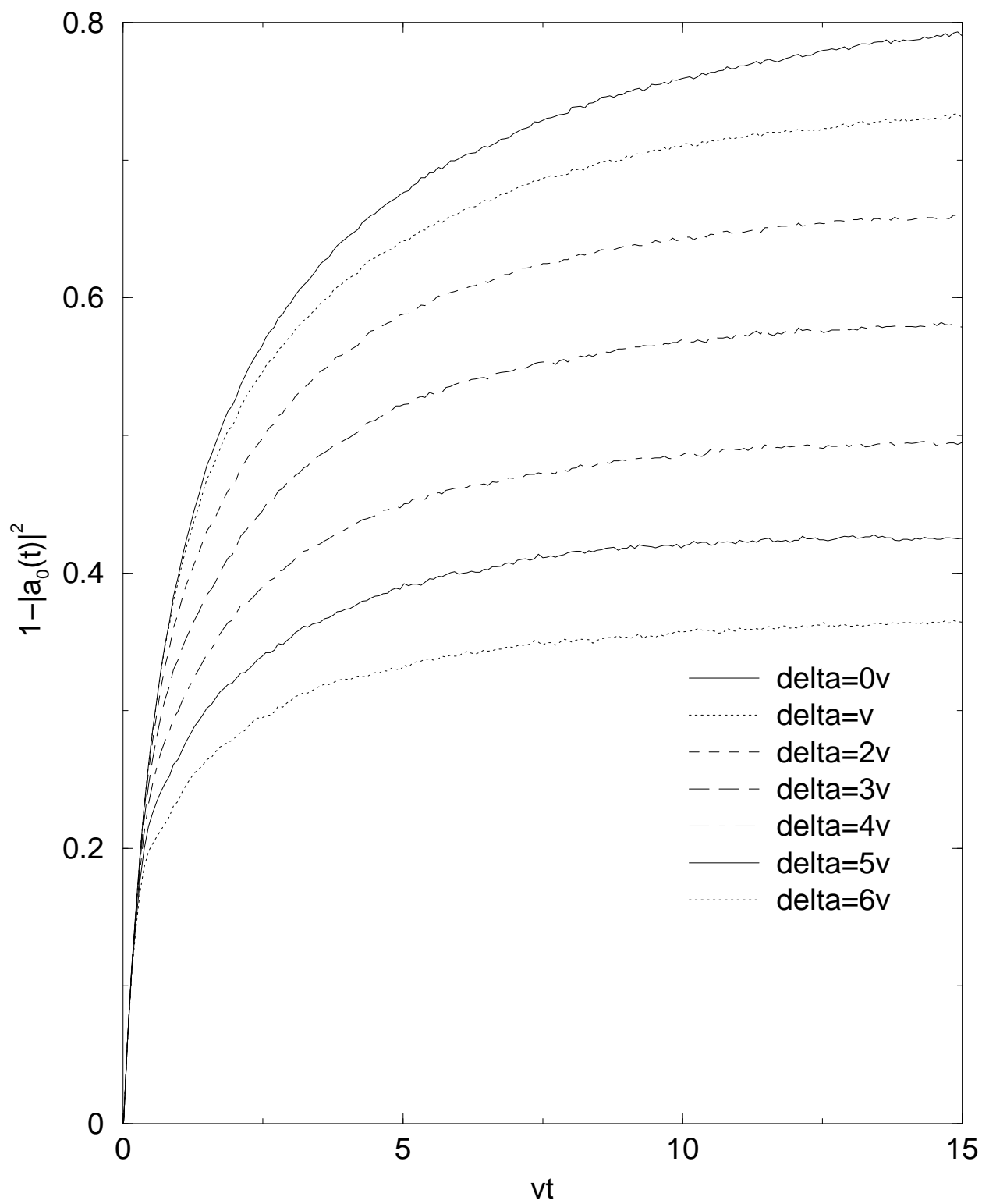
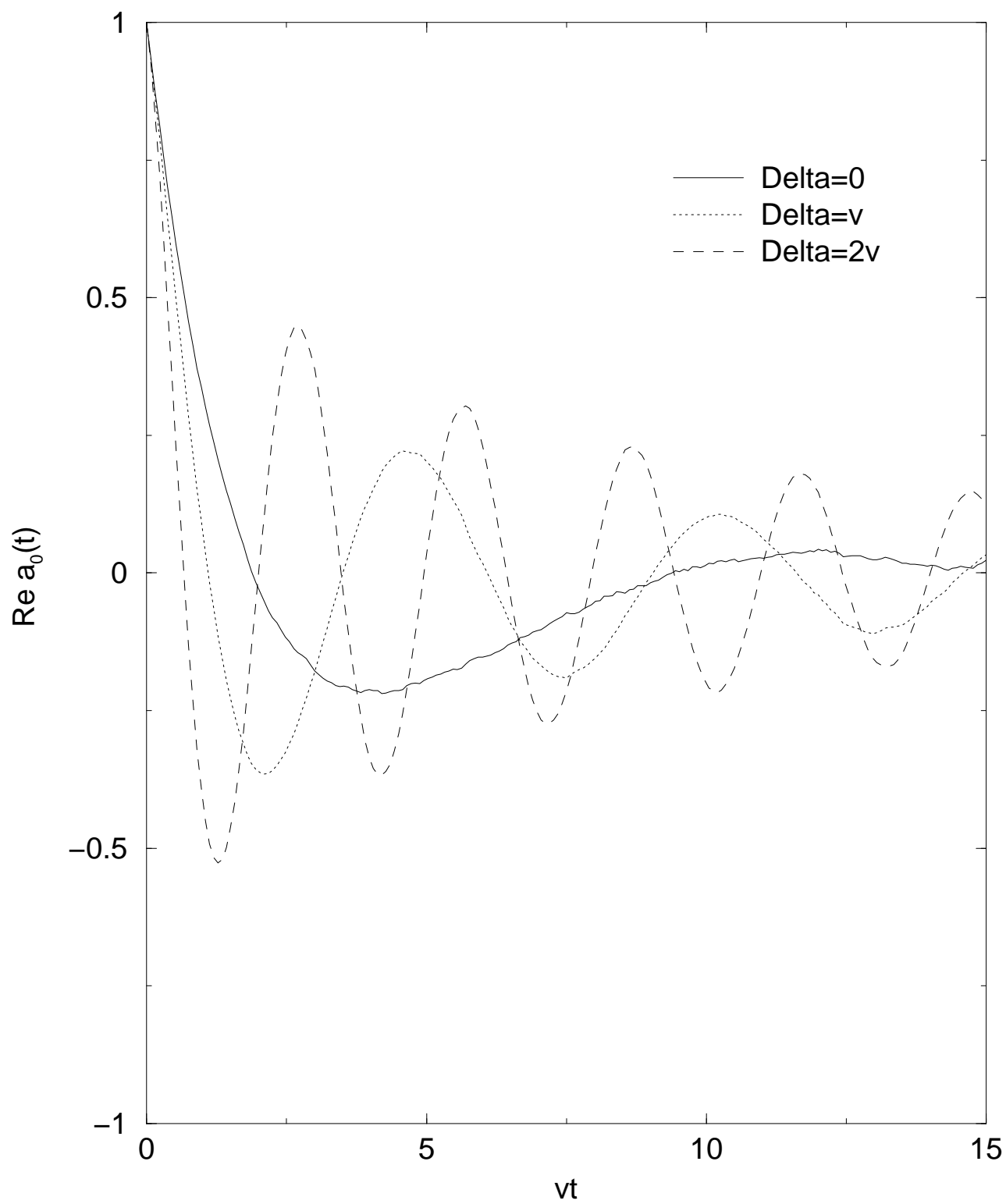
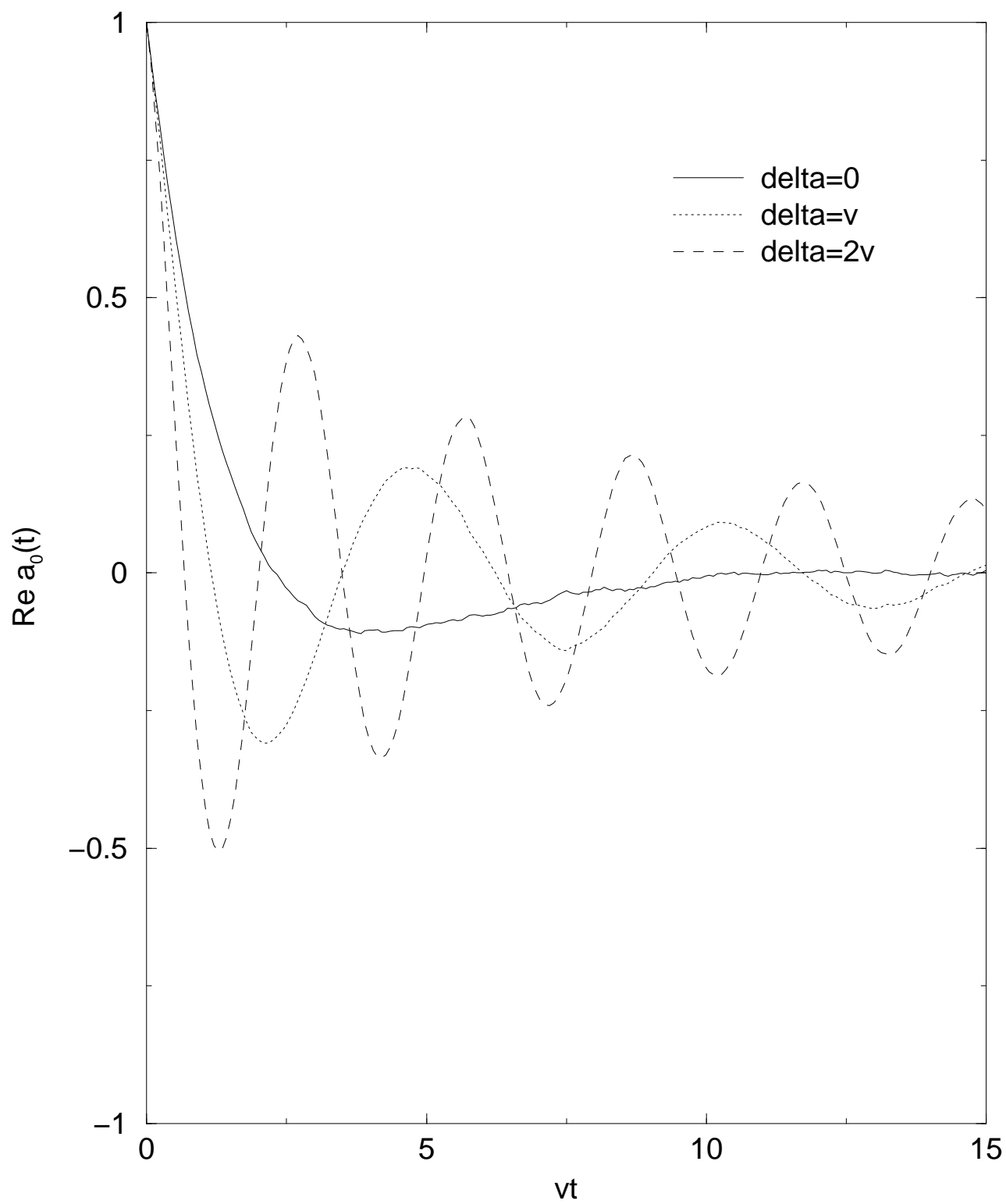
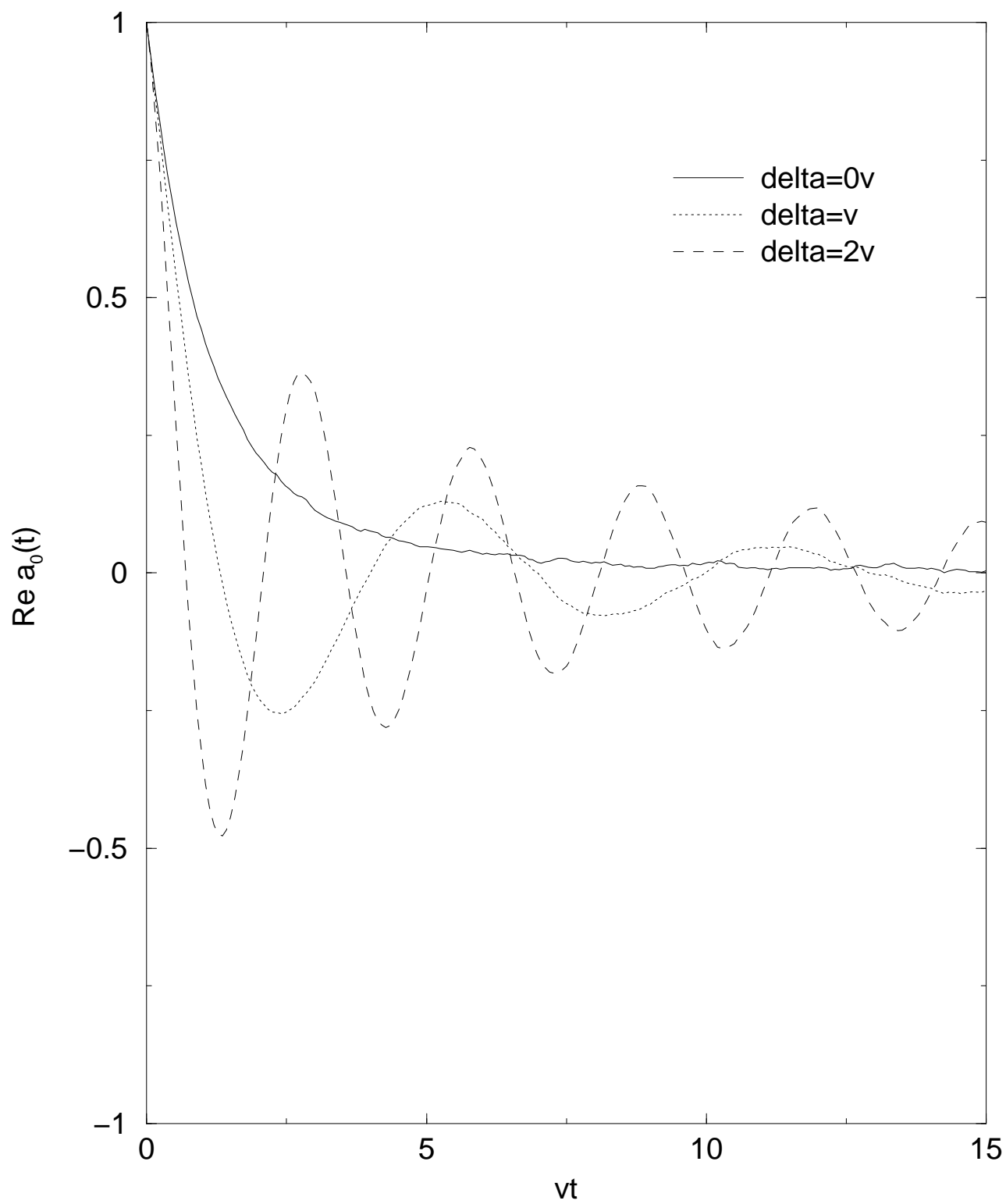


FIG. 1. Plots of  $1 - \langle |a_0(t)|^2 \rangle$  for  $u = 0$ ,  $u = 0.25v$ ,  $u = v$ , and  $u = 4v$  for several values of the detuning  $\Delta$ , as shown on each graph. For  $u = 0$ , the exact result is shown for comparison.









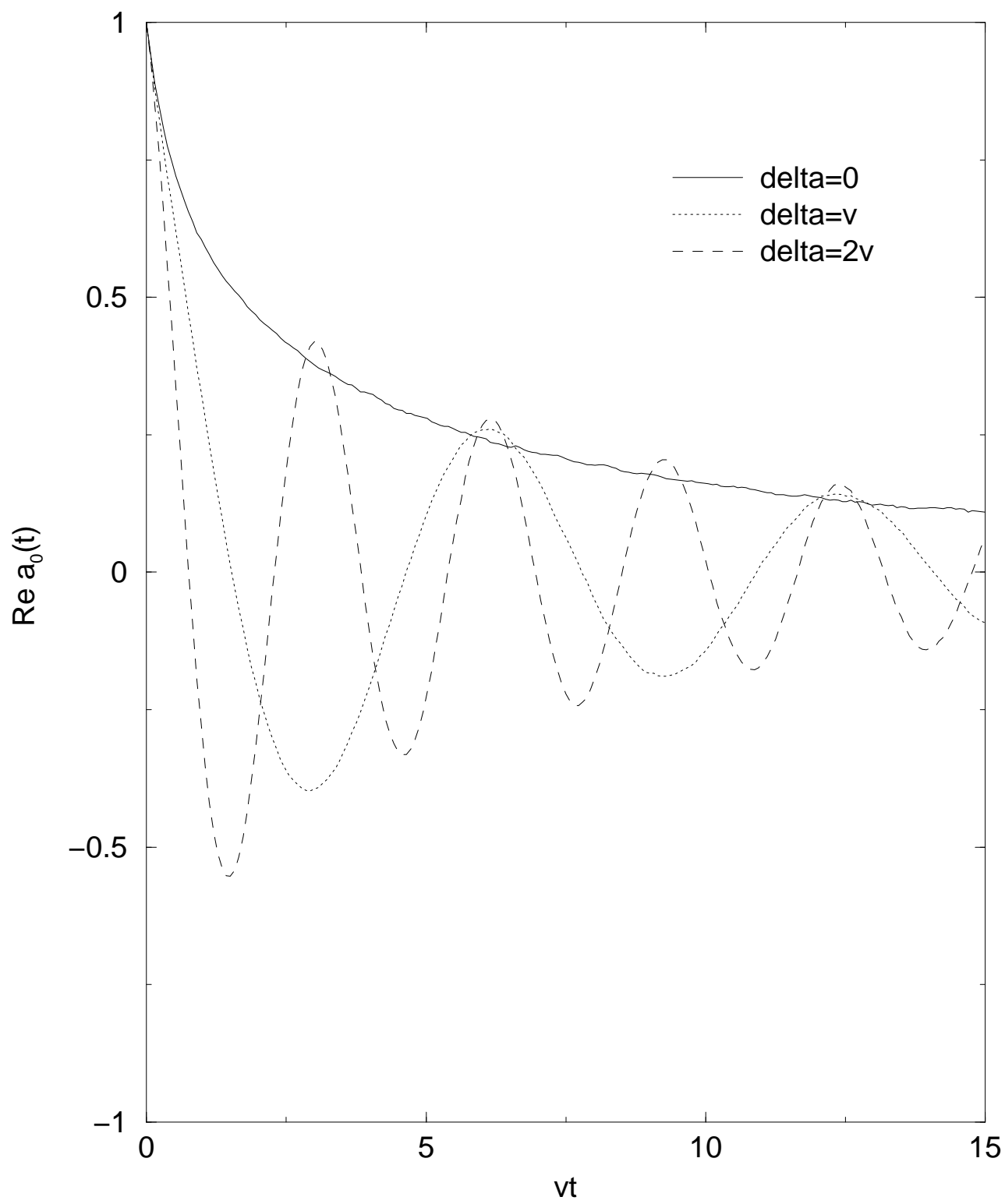
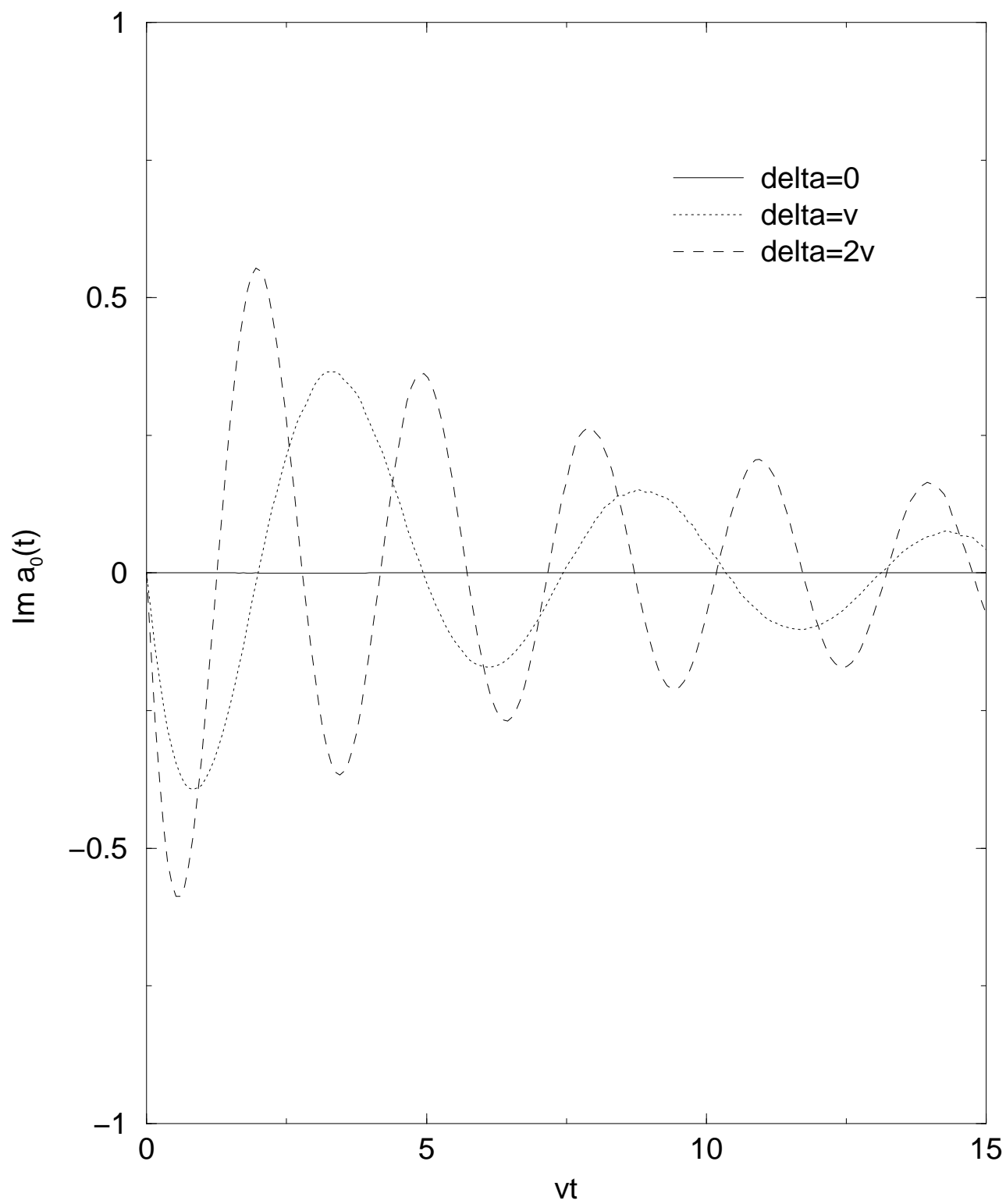
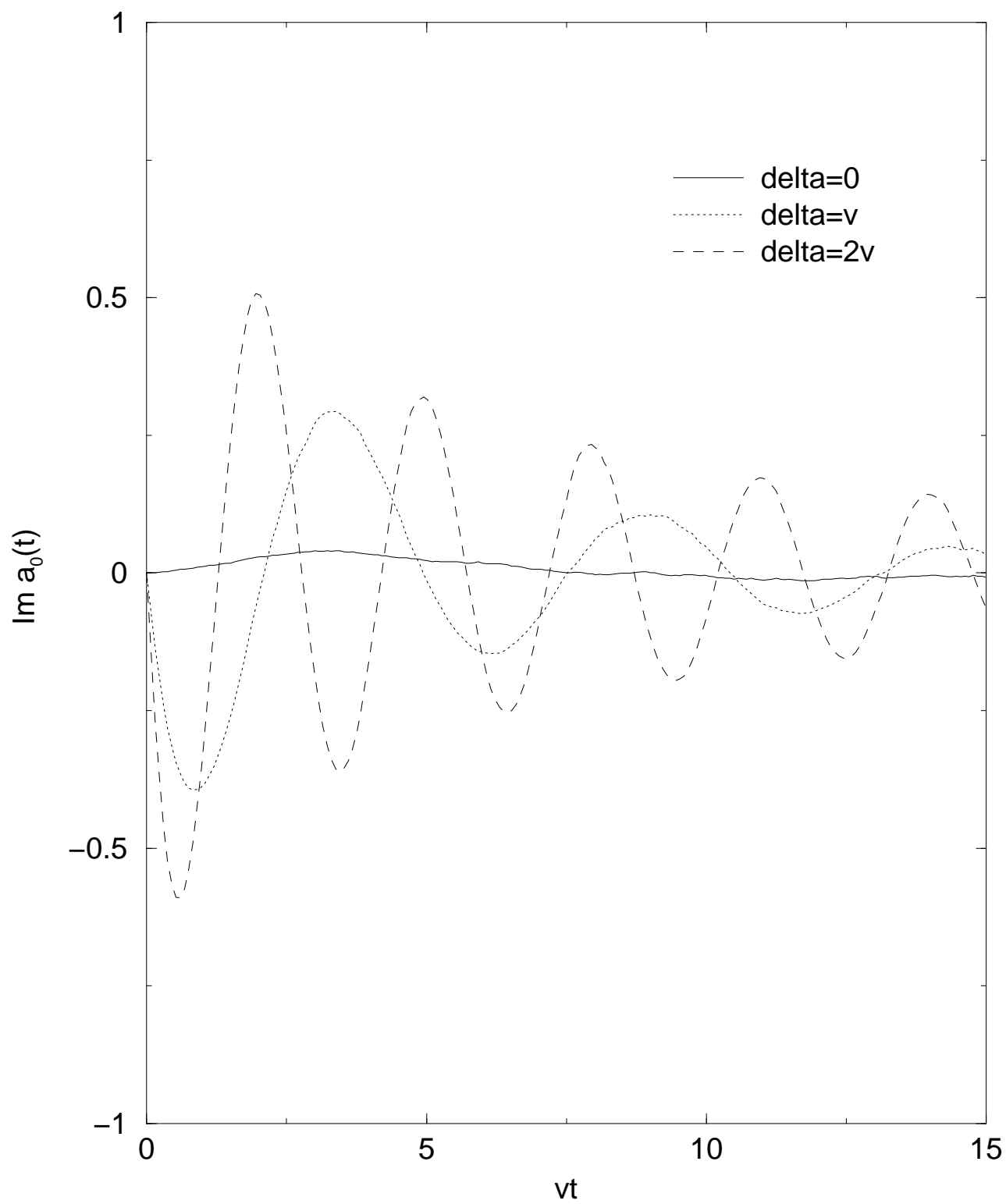
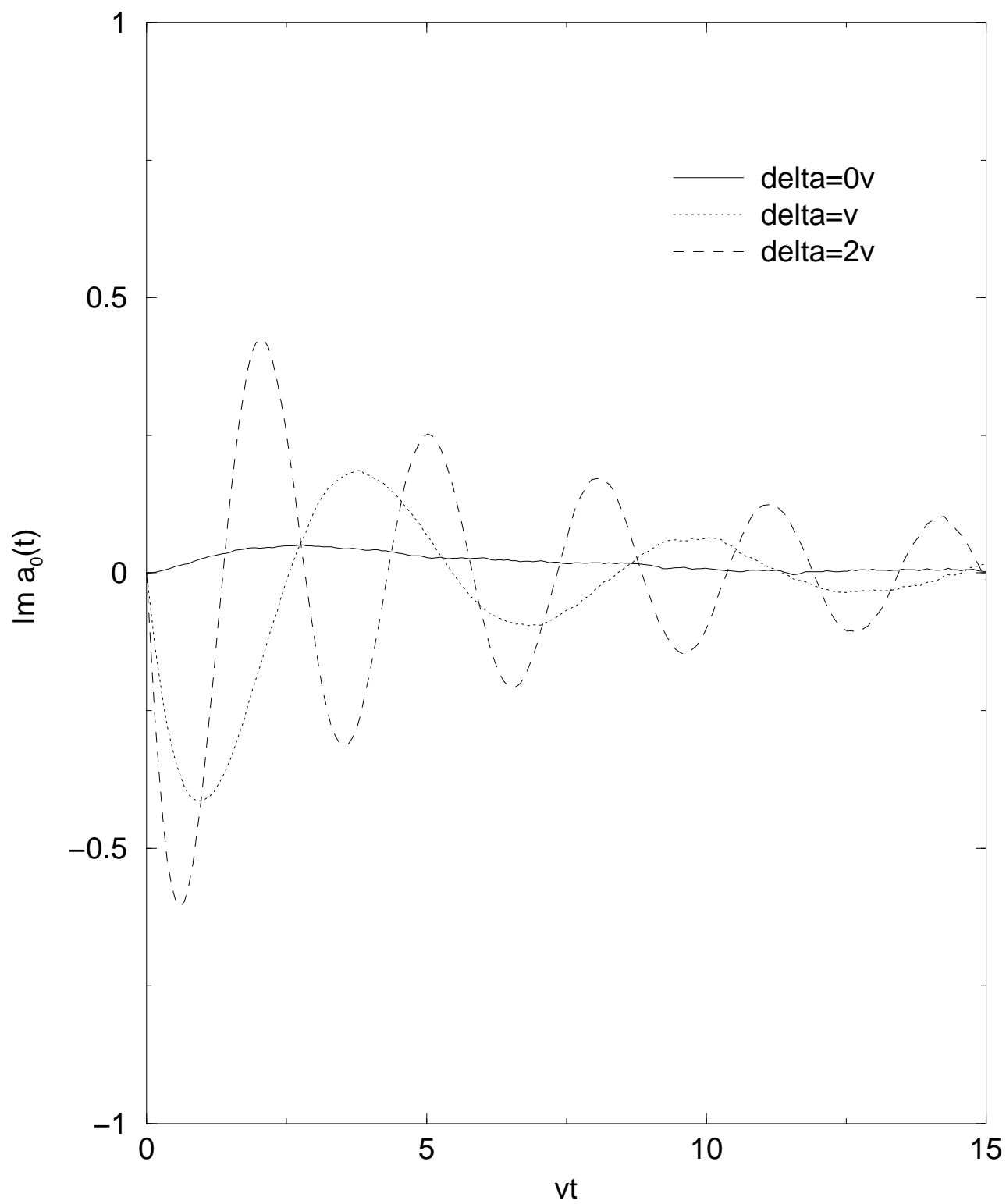


FIG. 2. Plots of  $\text{Re} \langle a_0(t) \rangle$  for  $u = 0$ ,  $u = 0.25v$ ,  $u = v$ , and  $u = 4v$  for three values of the detuning  $\Delta$ .







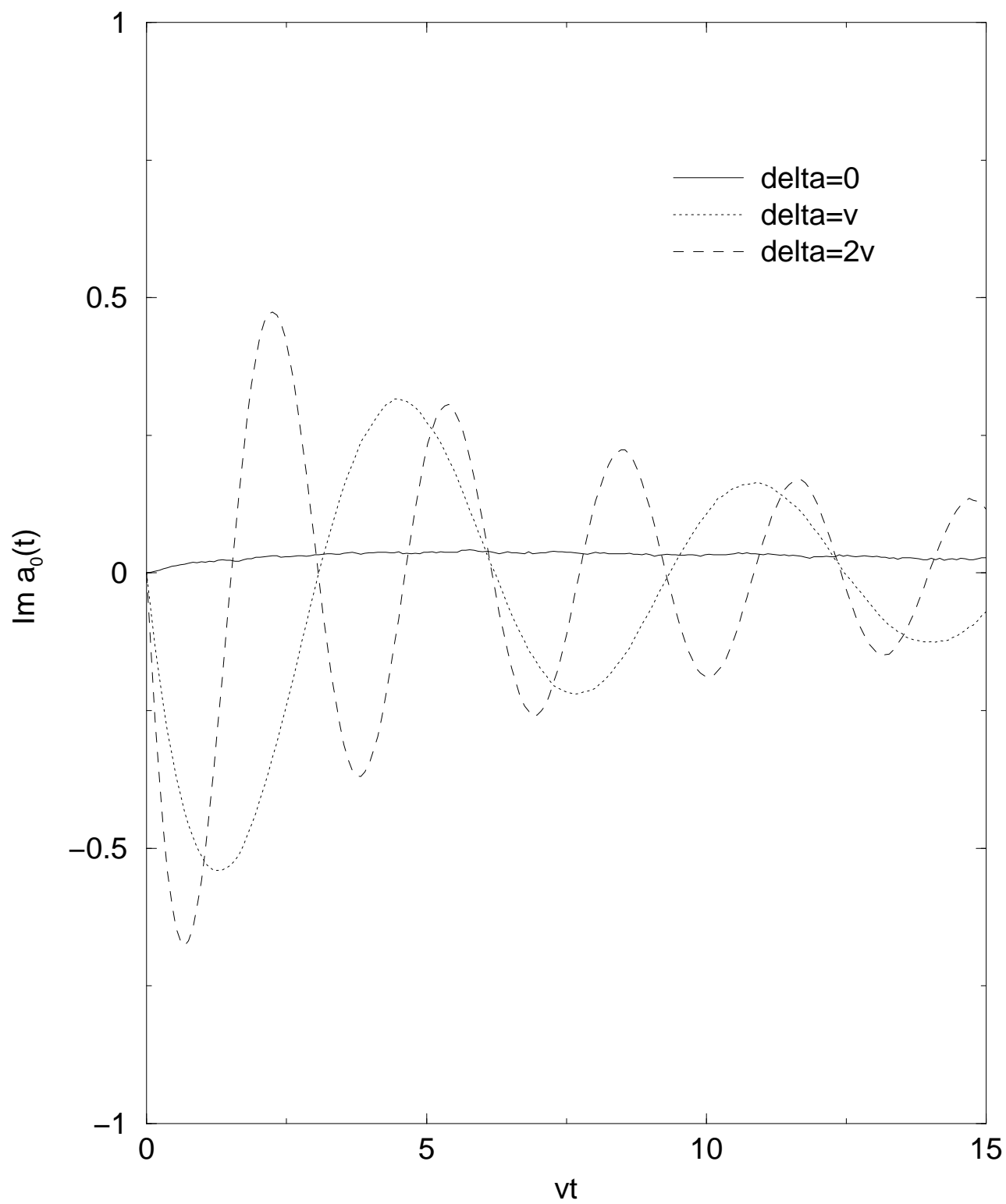
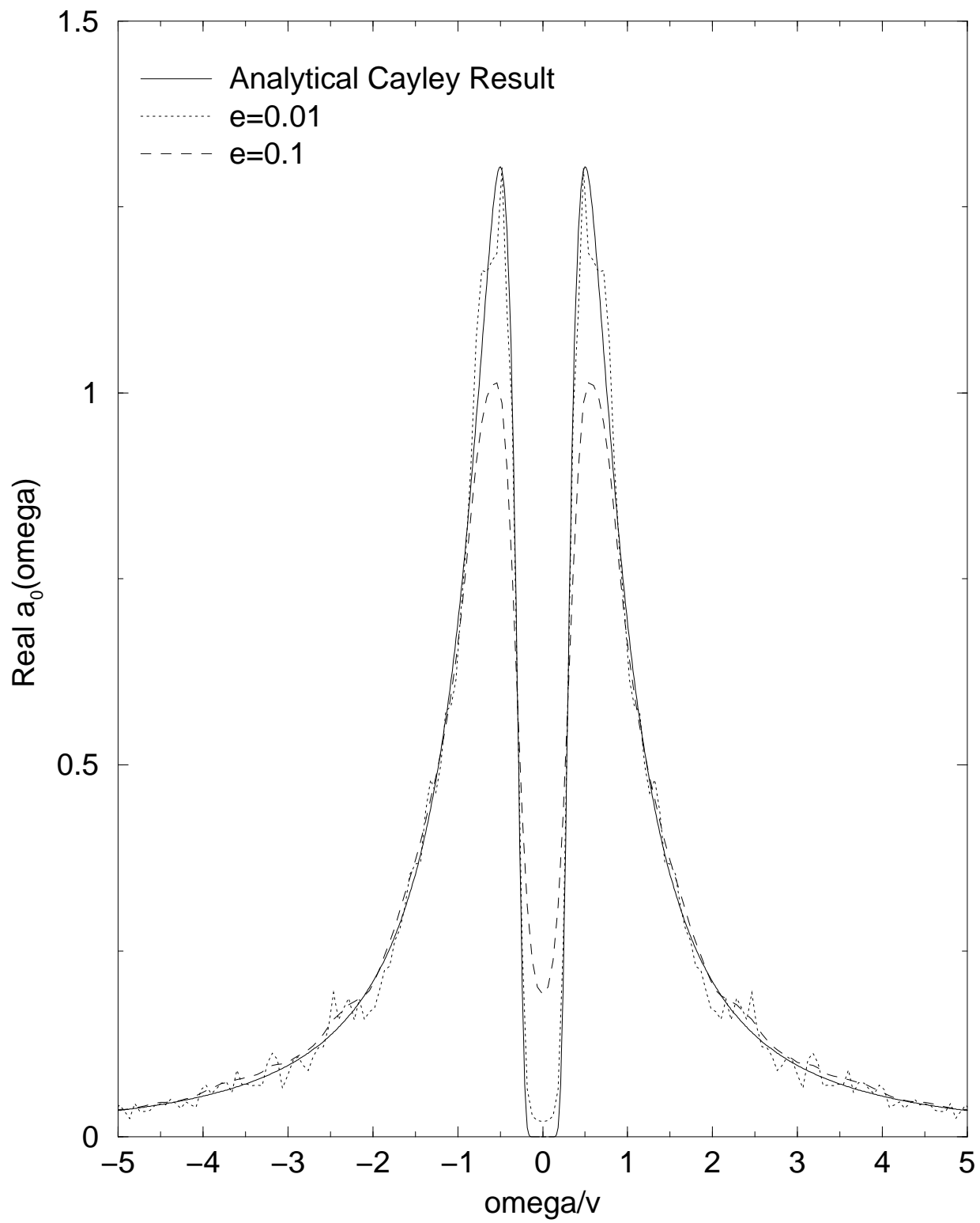
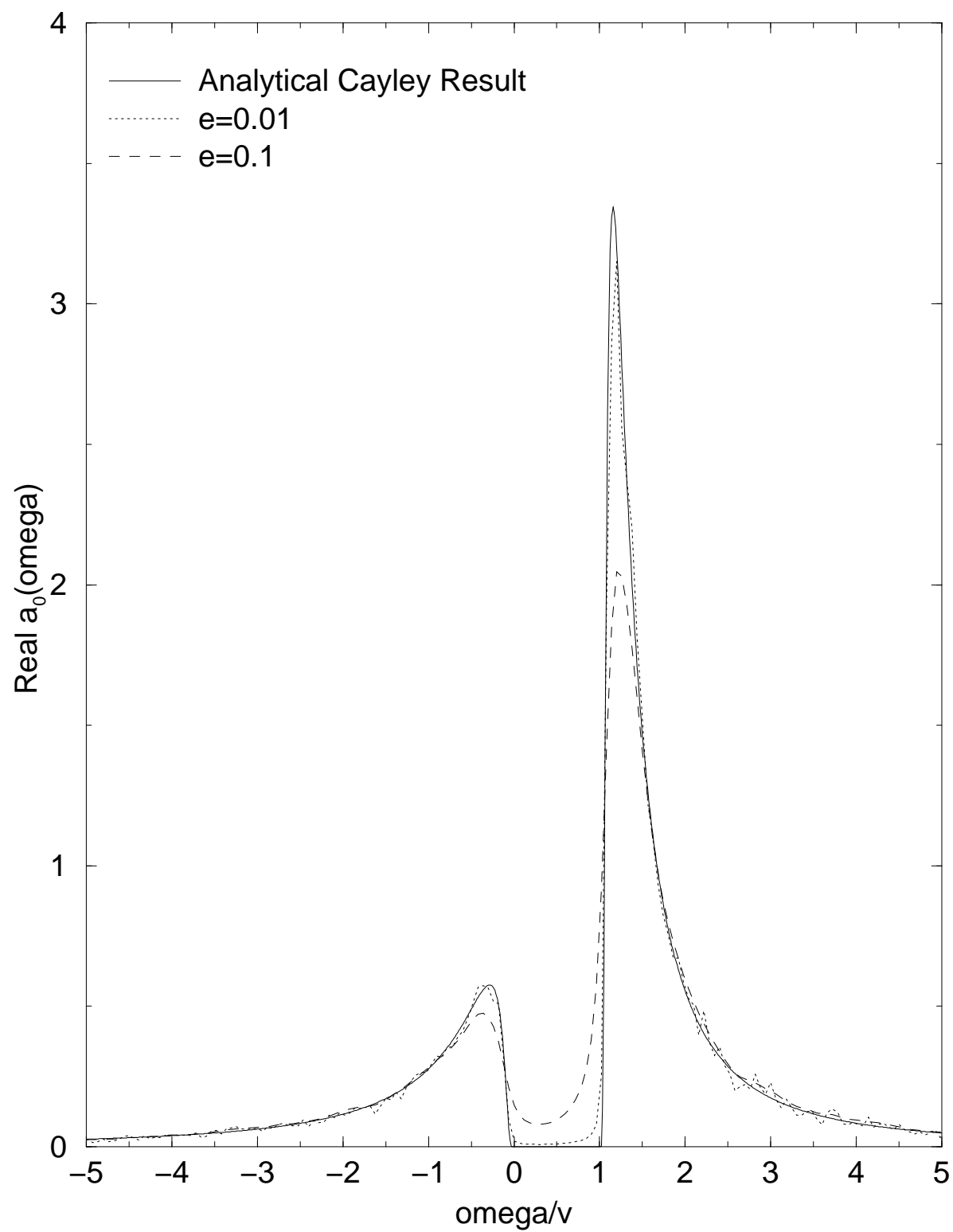


FIG. 3. Plots of  $\text{Im} \langle a_0(t) \rangle$ , for the same values of  $u$  and  $\Delta$  as in Fig. 2.







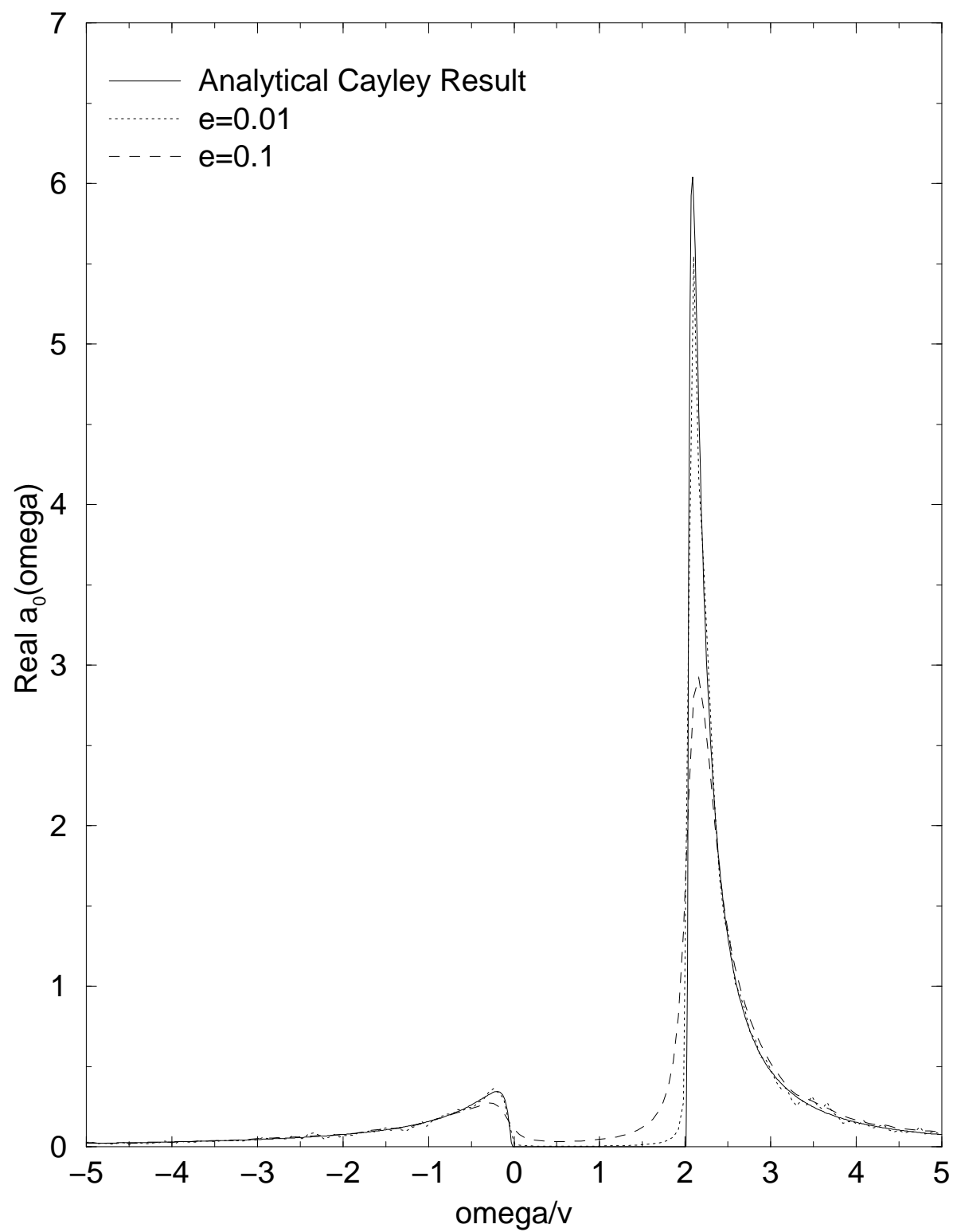
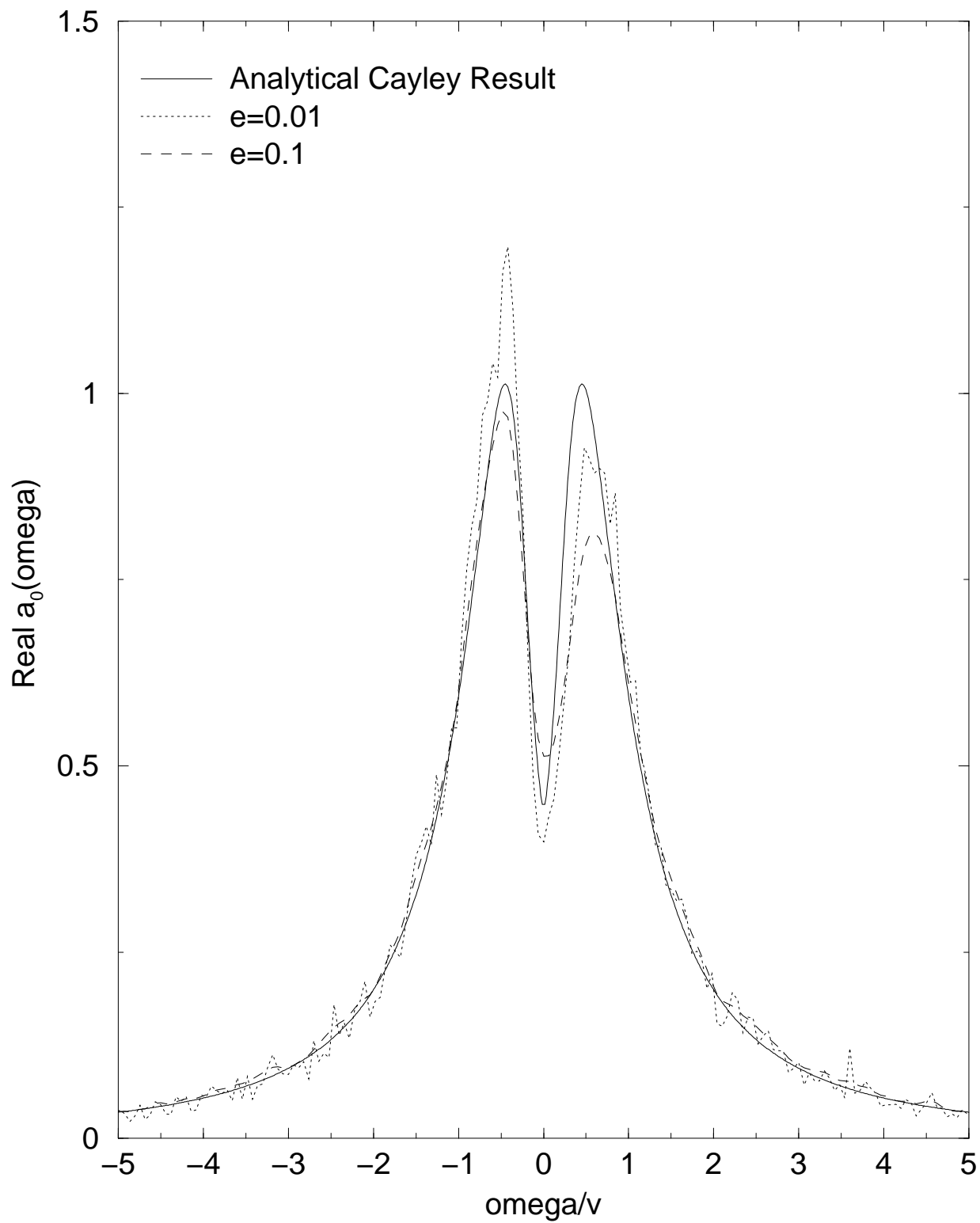
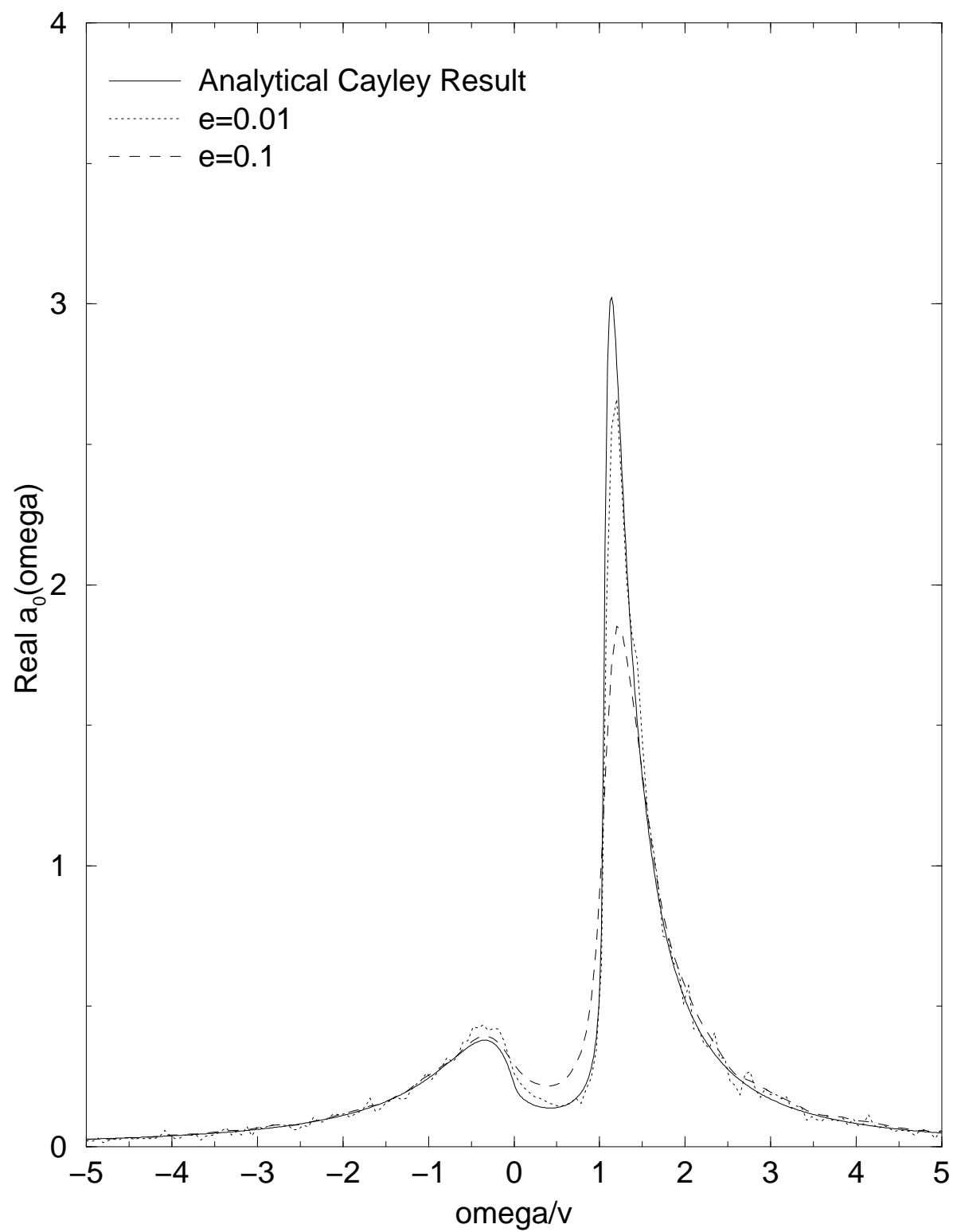


FIG. 4. Plots of  $\text{Re} \langle a_0(\omega) \rangle$  for  $u = 0$  and  $\Delta = 0$ ,  $\Delta = v$ , and  $\Delta = 2v$ . Exact results are compared with numerical simulations of  $\text{Re} \langle a_0(\omega + i\varepsilon) \rangle$  for two values of  $\varepsilon$ .





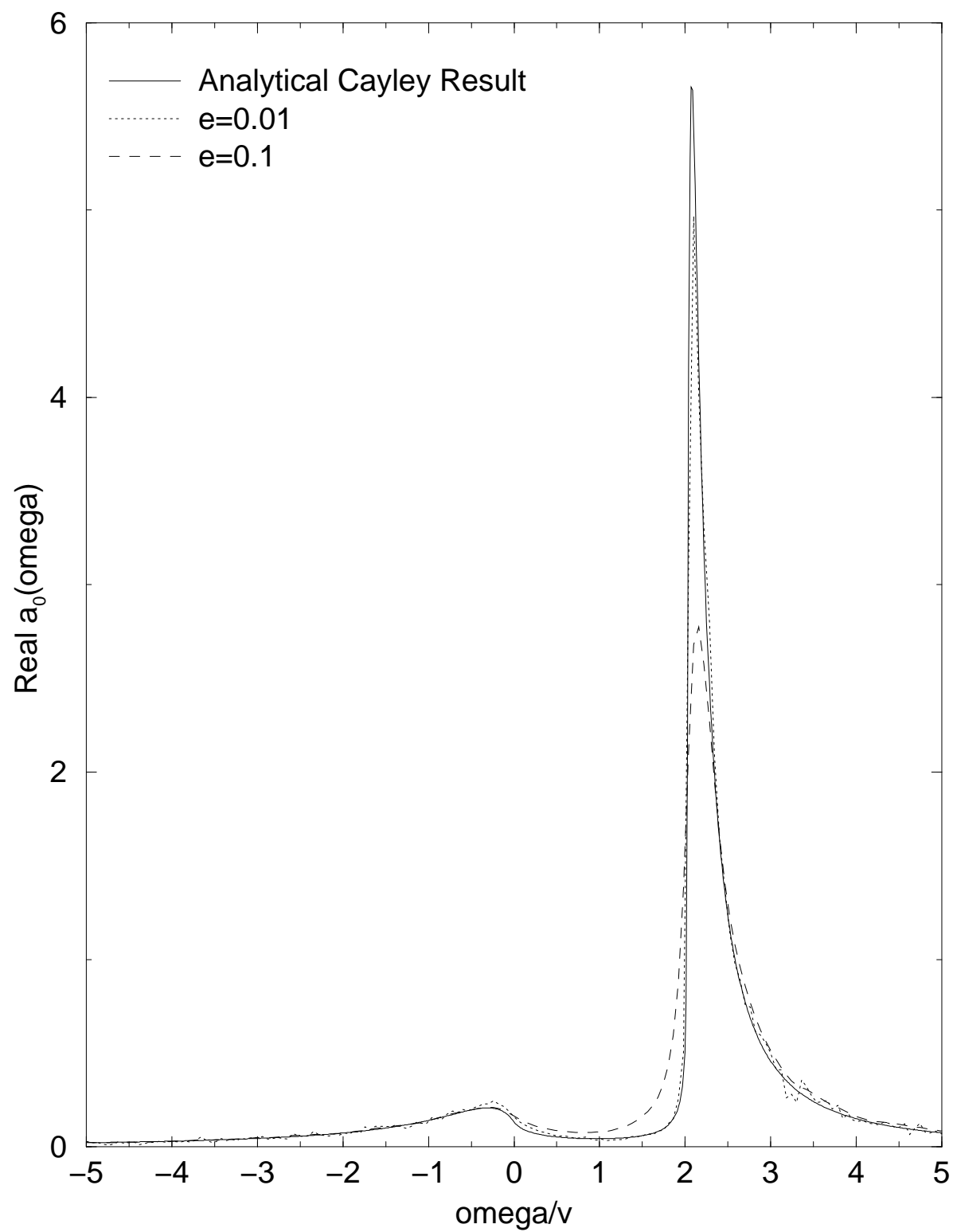
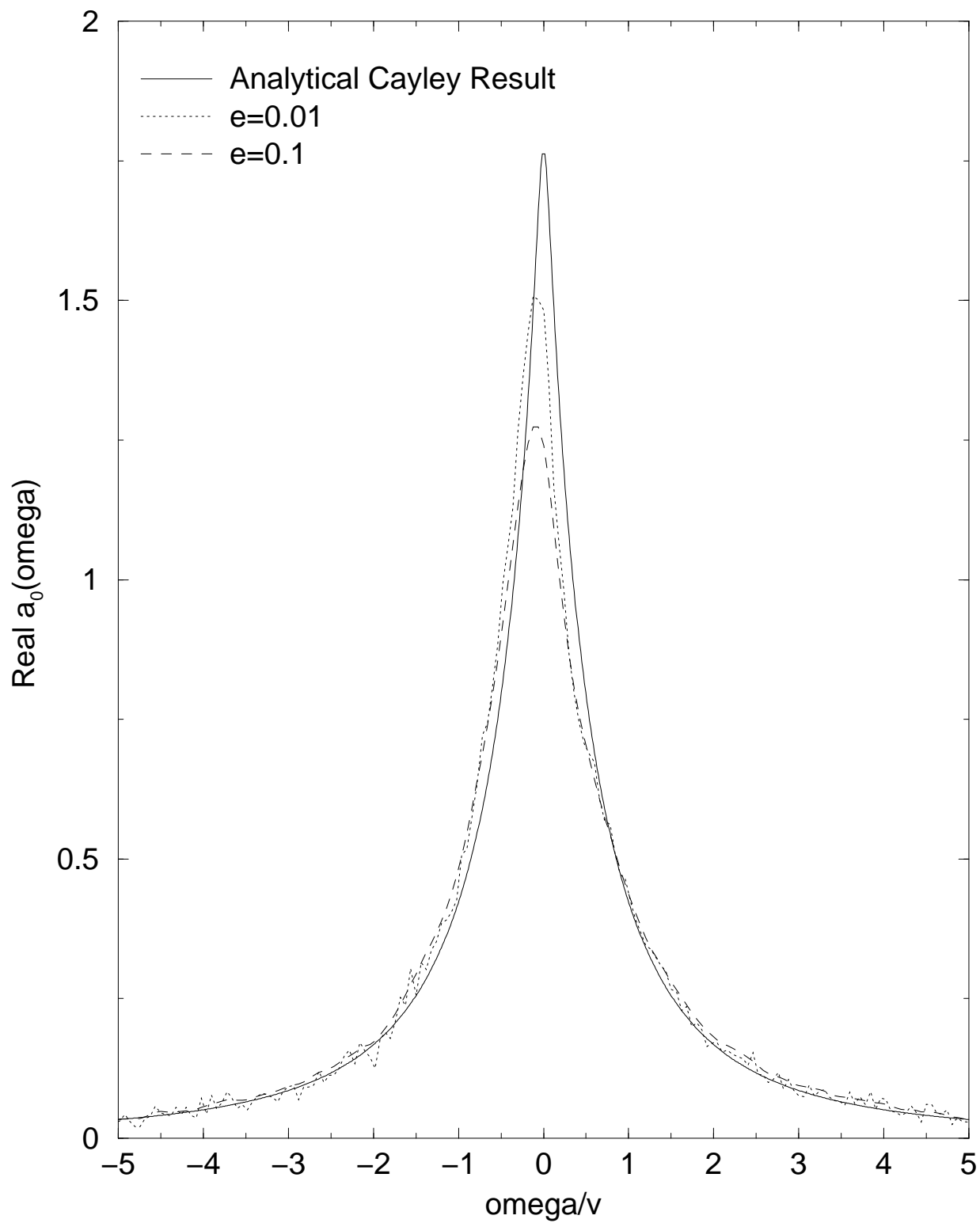
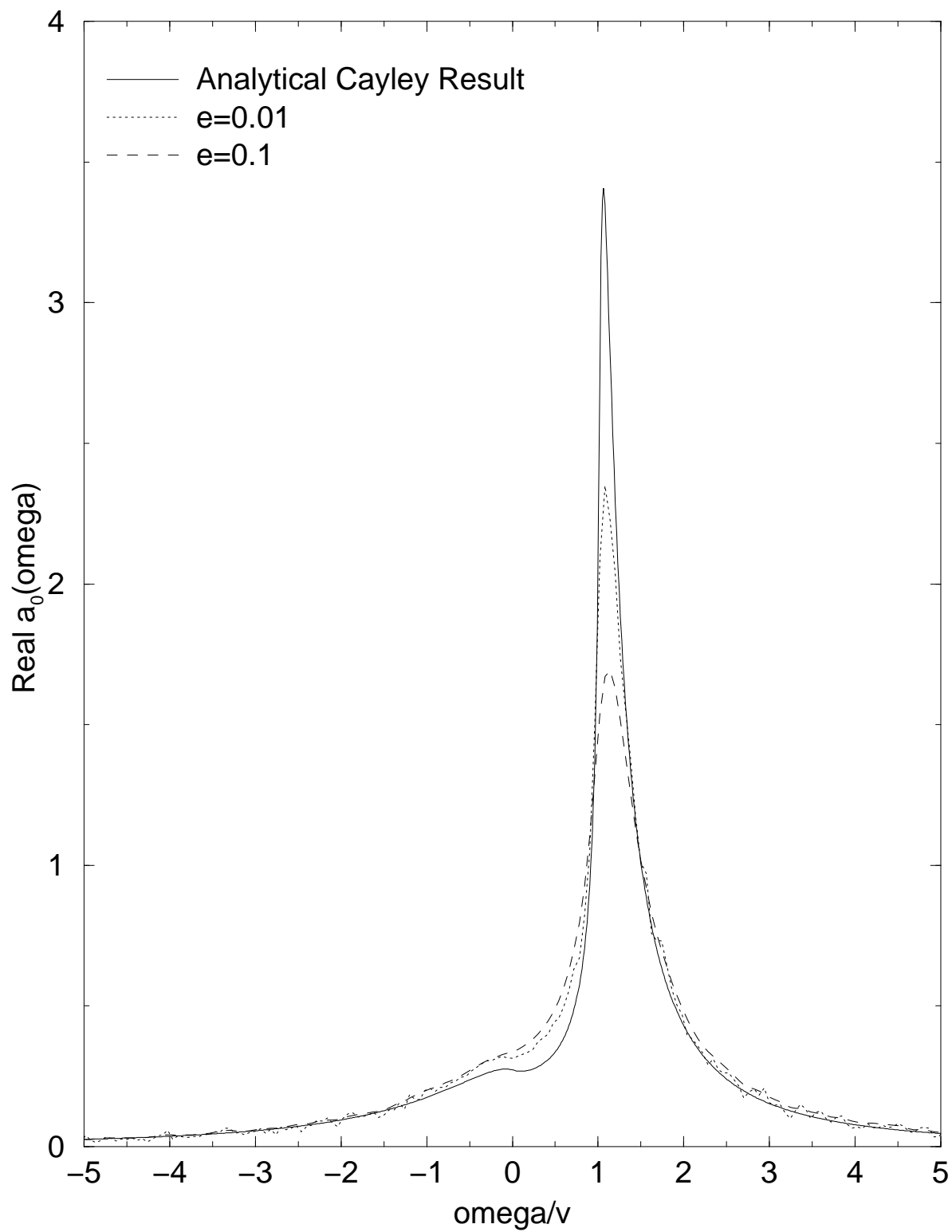


FIG. 5. Plots of  $\text{Re} \langle a_0(\omega) \rangle$  for  $u = 0.25v$  and  $\Delta = 0$ ,  $\Delta = v$ , and  $\Delta = 2v$ .







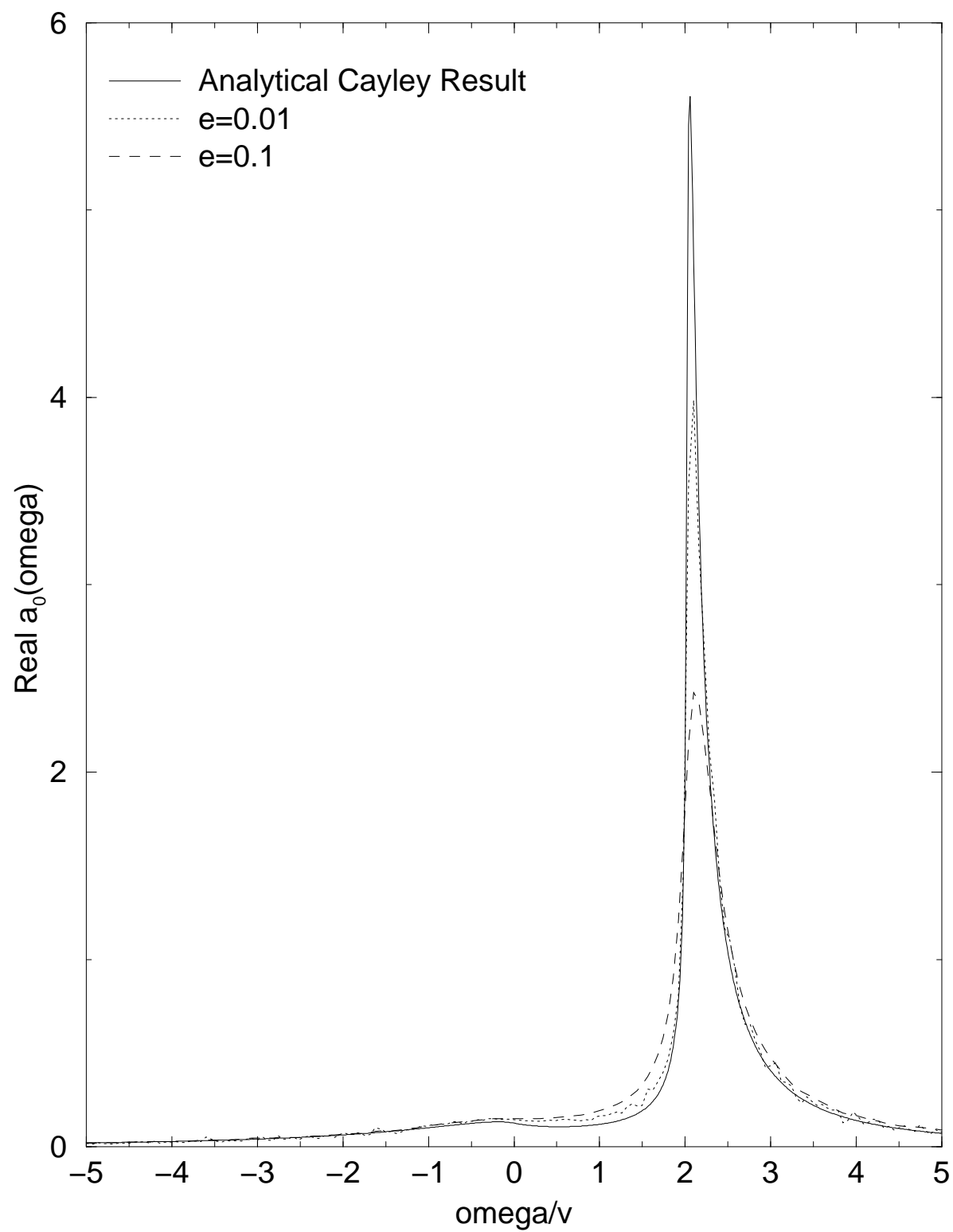
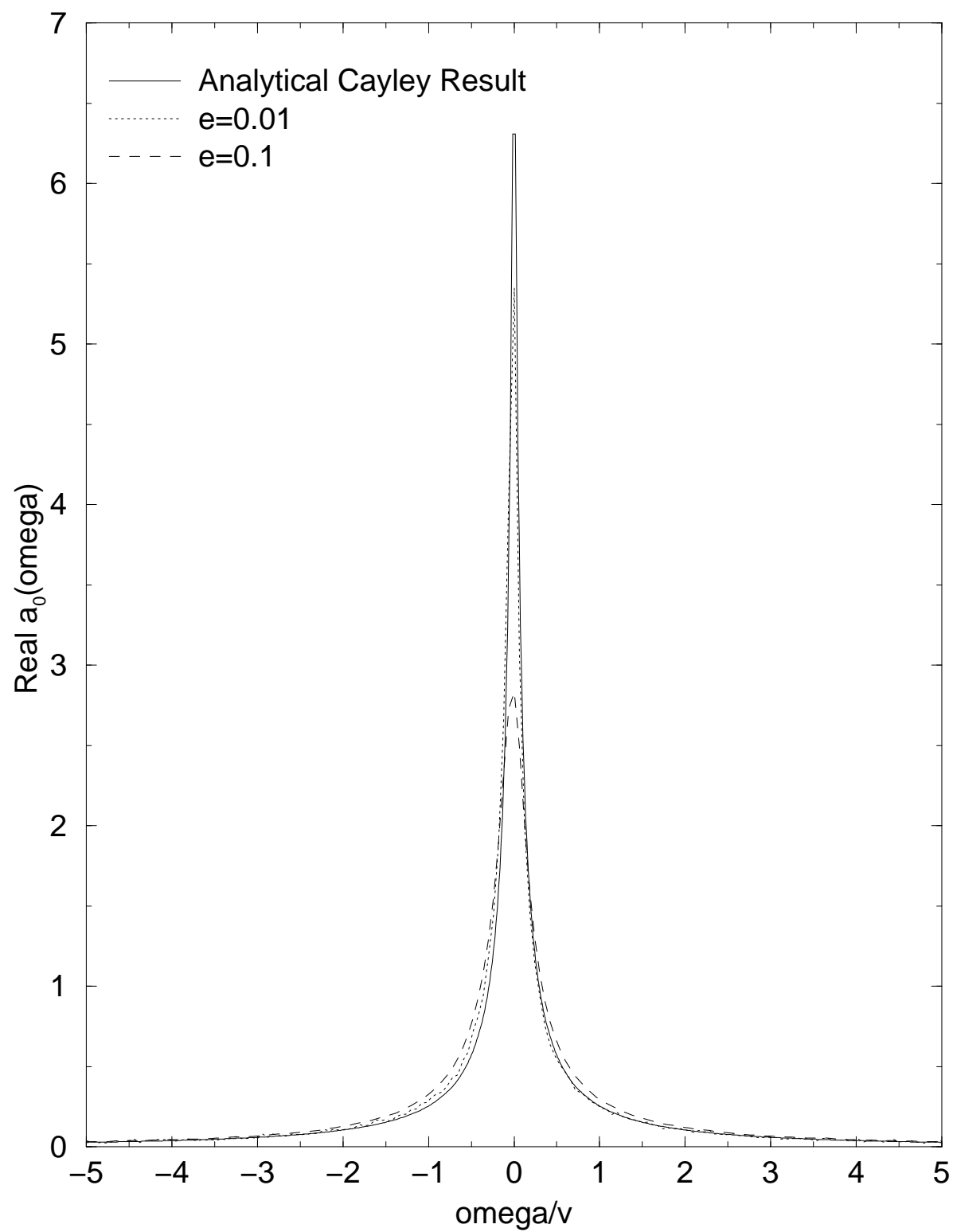
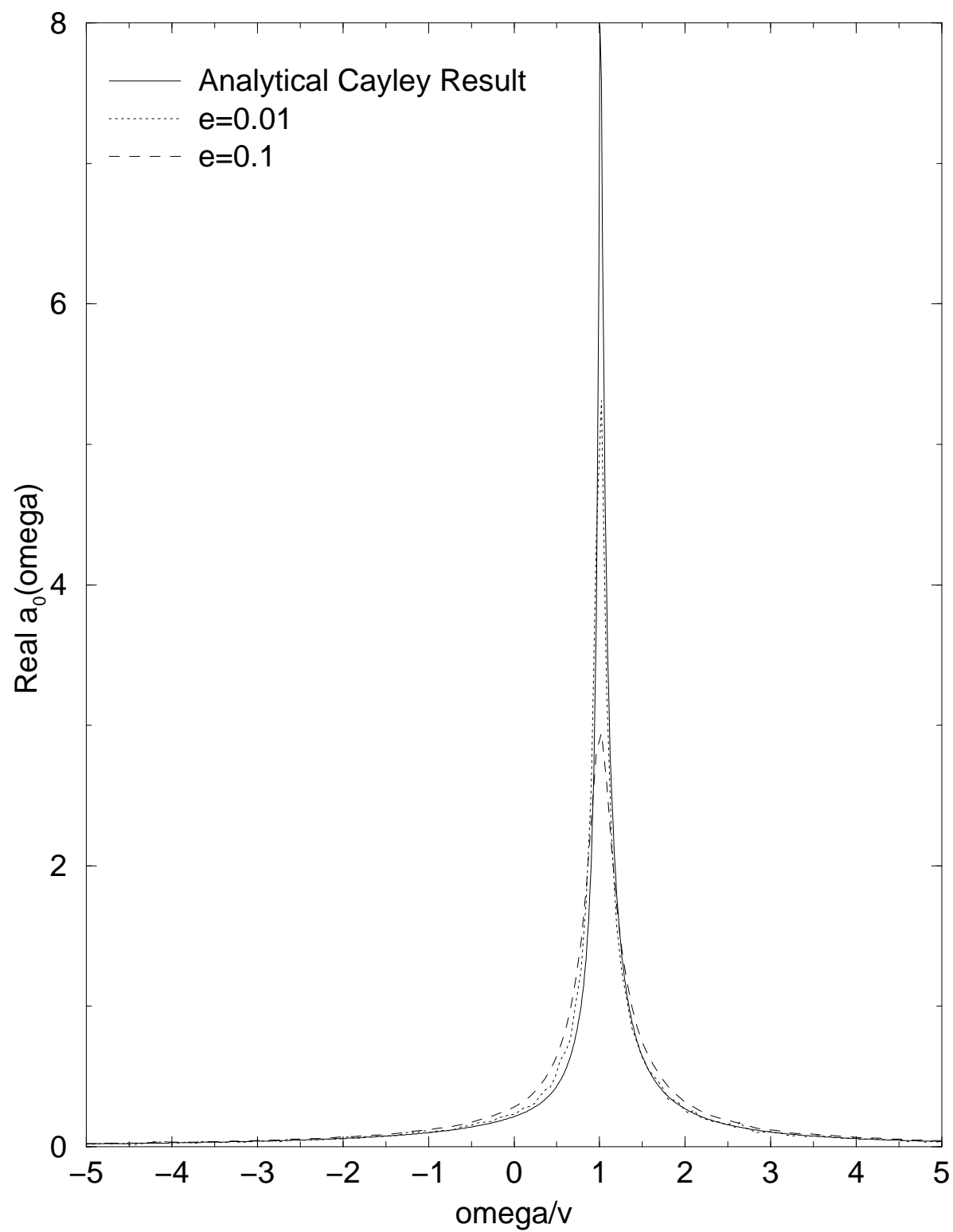


FIG. 6. As in Fig. 5, but for  $u = v$ .





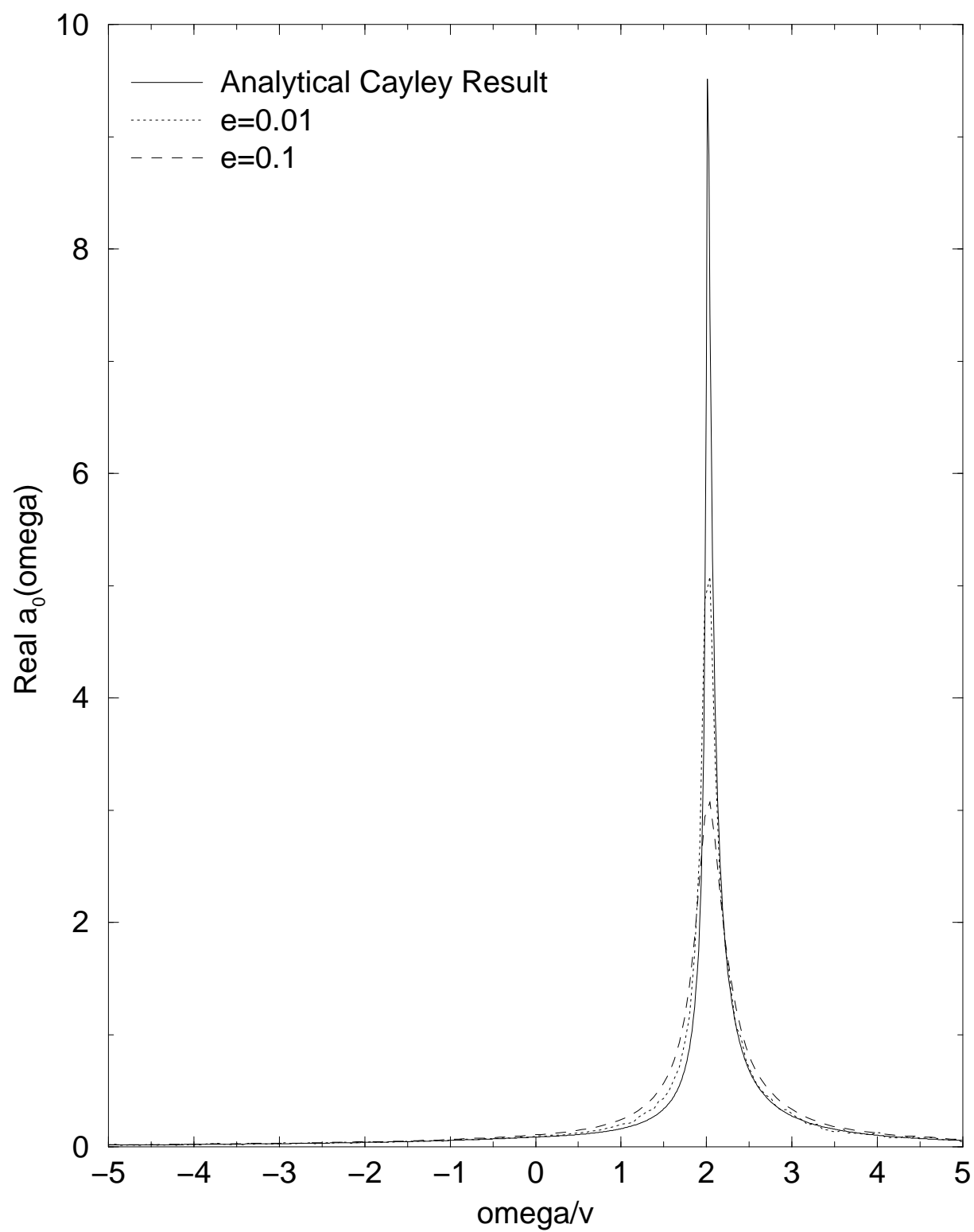


FIG. 7. As in Fig. 5, but for  $u = 4v$ .