

Critical branching-annihilating random walk of two species

Géza Ódor

*Research Institute for Technical Physics and Materials Science,
H-1525 Budapest, P.O.Box 49, Hungary*

The effect of blocking between different species occurring in one dimension is investigated here numerically in case of particles following branching and annihilating random walk. It is shown that in two dimension simulations confirm the field theoretical results with logarithmic corrections. In one dimension however if particles exhibit hard core interaction I confirm the very recent predictions of Kwon et al. [PRL **85**, 1682 (2000)] that there are two different universality classes depending on the spatial symmetry of the offspring production characterized with $\beta_S = 0.5$ and $\beta_A = 2$. Elaborated analysis of simulation data shows that the order parameter exponent β does not depend on initial conditions or on diffusion rates of species but strong correction to scaling is observed. The particle density decay at the critical point follows $t^{-1/4}$ law with logarithmic corrections.

PACS numbers: 05.70.Ln, 82.20.Wt

I. INTRODUCTION

Branching and annihilating random walk process (BARW) is the simplest prototype of a particle system exhibiting non-equilibrium phase transitions. For small creation/annihilation ratio the system evolves to completely empty state from which no return is possible. This so called "absorbing state" lacks any fluctuations. For higher creation/annihilation rate steady state with some finite concentration of particles emerges with a phase transition. This phase transition has been investigated first by numerical simulations [1–3] later with field theoretical methods [4]. In general we define annihilation of k particles : $kA \rightarrow \emptyset$ with the rate λ and generation of m offsprings : $A \rightarrow (m+1)A$ with rate σ .

In $d > 2$ dimensions the phase transition of these systems can be described by mean-field theory but in low dimensions the effect of fluctuations introduces more complex behavior. The $k = 1, 2$; $m = 1$ case is the so called directed percolation process the continuous phase transition of it defines a robust universality class. According to the hypothesis of Janssen and Grassberger [5,6] all continuous phase transitions to a single absorbing state in homogeneous systems with short ranged interactions belong to this class provided there is no additional symmetry and quenched randomness present. As it was shown by Cardy et al [4] this is the generic class for all critical models with $k = 1, 2$; $m = \text{odd}$ and indeed a large number of model systems [7] have been found to belong to this class.

If $k = m = 2$ the parity of the number of particles is conserved and an other universality class appears: the so-called parity-conserving (PC) or BARW2 class. Particles following BARW2 dynamics may also appear as kinks between ordered domains in systems exhibiting two absorbing states [1,8–11]. For recent reviews see [12,13]. For $k > 2$ the field theory does not predict any new uni-

versality classes.

Our knowledge of multi particle systems is quite incomplete yet. A very recent paper of Janssen [14] shows that this usually leads to asymmetries between pairs of species and uni-directionally coupled systems arise. These systems have been shown to describe certain surface roughening processes [15,16] for example.

The bosonic field theoretical work of [4] predicts a new universality class for BARW2 process of symmetric N species (N-BARW2), exhibiting parity conservation ($m = k = 2$) of particles. They found that offspring creations of the same type like: $A \rightarrow AAA$ are not relevant processes because new particles are annihilated immediately. In case of branching processes like: $A \rightarrow ABB$ and $A \rightarrow BBA$, all $N > 1$ component models have the same Feynman diagrams as that of the $N \rightarrow \infty$ model and the critical point for $d \leq 2$ happens to be at $\sigma = 0$ zero branching rate with the following critical exponents:

$$\nu_{||} = 2/d, \quad \nu_{\perp} = 1/d, \quad Z = 2, \quad \alpha = d/2, \quad \beta = 1 \quad (1)$$

The critical exponents are defined by the usual way. The singular behavior of the spatial and temporal correlation lengths are characterized by

$$\xi \propto \sigma^{-\nu_{\perp}}, \quad (2)$$

$$\tau \propto \sigma^{-\nu_{||}}. \quad (3)$$

The anisotropy or dynamical exponent is $Z = \nu_{||}/\nu_{\perp}$, while the particle density near the critical point obeys the scaling law:

$$\rho(t, \sigma) \propto t^{-\alpha} \phi(t\sigma^{\nu_{||}}) \quad (4)$$

such that in the $t \rightarrow \infty$ steady state limit the order parameter scales as

$$\rho \propto \sigma^\beta . \quad (5)$$

At the critical dimension ($d_c = 2$), logarithmic corrections to density decay are expected.

In this work I investigated numerically the critical behavior of the 2-BARW2 model with the motivation that the existing field theories of reaction-diffusion models deal with a coarse grained, bosonic description of the particle system and therefore particle exclusion has not been taken into account. In a recent paper [17] we have shown that in case of 1d annihilating random walk of two species the blocking between different species can cause non-irrelevant perturbations. Therefore it is an open question whether this can also be observed if we add particle creation to this process.

In a more recent paper Kwon et al [18] argues based on Langevin equation type approach that in this case new universality classes emerge indeed. I confirm the results of Kwon et al [18] for the order parameter exponent by precise numerical simulations and show that this exponent do not depend on initial conditions or diffusion ratios of species. Furthermore I discuss the behavior of the very nontrivial time dependence of this model and give numerical evidence of initial condition dependent logarithmic corrections.

II. DEFINITION OF THE MODEL

The following random sequential processes have been implemented in $d = 1$ and $d = 2$ dimensional lattices possessing periodic boundary conditions:

- A particle is selected randomly
- A nearest neighbor site is selected randomly
- With probability $1 - \sigma$ the particle is attempted to move to the new site if that is empty
- If the new site is filled with a same kind of particle, both of them are removed
- With probability σ two off-springs of different types from the ancestor are displaced at two free nearest neighbor sites selected randomly.

In this way I investigate the same model as [18] and that was introduced in [4].

III. SIMULATIONS FROM RANDOM INITIAL STATE IN TWO DIMENSIONS

The initial conditions for systems with linear sizes L have been set up in such a way that $L^2/2$ randomly selected A or B particles are displaced at random sites.

A. Zero branching rate case ($\sigma = 0$)

First the field theoretical expectations for the density decay ($\rho \propto t/\ln(t)$) were tested. To see the logarithmic corrections I plotted $\rho(t) \times t$ versus $\ln(t)$. As Fig. 1 shows the curves corresponding to different sizes show linear behavior for short times. Later as the effect of finite system sizes this behavior breaks down. The crossover happens for larger and larger times as L goes to ∞ .

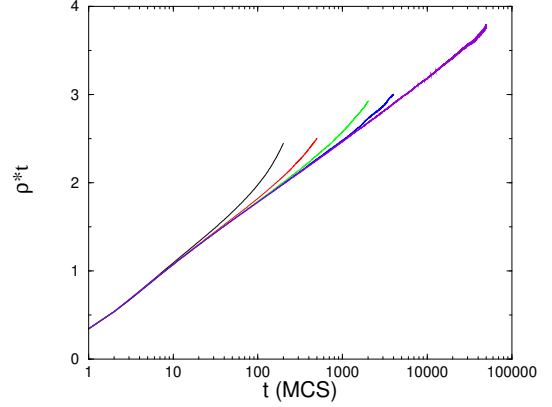


FIG. 1. Density decay of the total particle number for different system sizes: $L = 16, 32, 64, 128, 512$ (from top to bottom). Throughout the whole paper t is measured in units of Monte-Carlo sweeps (MCS) of the lattices.

For the largest system investigated here ($L = 512$) a logarithmic fitting was applied in the $10 < t < 10^4$ region, resulting in :

$$\rho(t) = (0.442(2) + 0.296(1) \ln(t))/t \quad (6)$$

Hence the field theoretical prediction $\alpha = 1$ with logarithmic corrections has been confirmed by these simulations.

B. Off-critical case ($\sigma > 0$)

Traditional, direct simulations of off-critical exponents usually produce less precise estimates than cluster simulations for example, but now I could eliminate the two most important drawbacks of this method. The critical point is known to be exactly at $\sigma = 0$ therefore this does not cause uncertainty in the estimation of the order parameter exponent. Furthermore I use precise analysis of the data by calculating local slopes that enables to follow corrections to scaling.

The simulations with branching were performed in systems of linear sizes: $L = 512$ in the neighbourhood of the critical point ($\sigma_c = 0$) at $\sigma = 0.0075, 0.01 \dots 0.17$. About 100 samples were run from independent random initial states and averaged over for each σ .

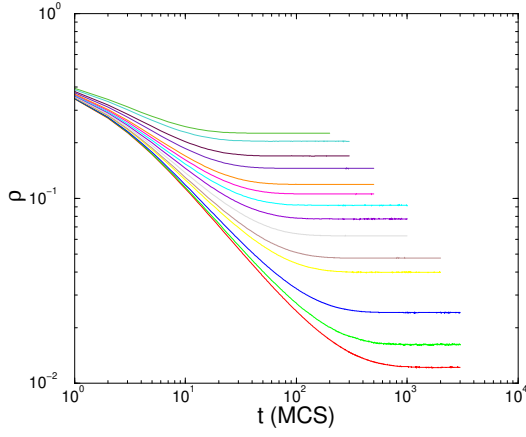


FIG. 2. Density decay of the total particle number for $\sigma = 0.0075, 0.01 \dots 0.17$ (from bottom to top) in a system of size $L = 512^2$.

From the results at the critical point (Fig.1) one can see that this system size is large enough for finite size corrections to be negligible for $t < 10^4$ MCS investigated here. That means that we can assume that in my steady state simulations the correlation length does not exceed L . The particle density curves were averaged following saturation and the effective $\beta_{eff}(\sigma)$ exponents were calculated as

$$\beta_{eff}(\sigma) = \frac{\ln \rho_i - \ln \rho_{i-1}}{\ln \sigma_i - \ln \sigma_{i-1}}, \quad (7)$$

providing an estimate for the true asymptotic behavior of the order parameter

$$\beta = \lim_{\sigma \rightarrow 0} \beta_{eff}(\sigma). \quad (8)$$

By applying a linear extrapolation as Fig. 3 shows a very good agreement with the field theoretical prediction for the order parameter exponent $\beta = 1.003(3)$ can be found.

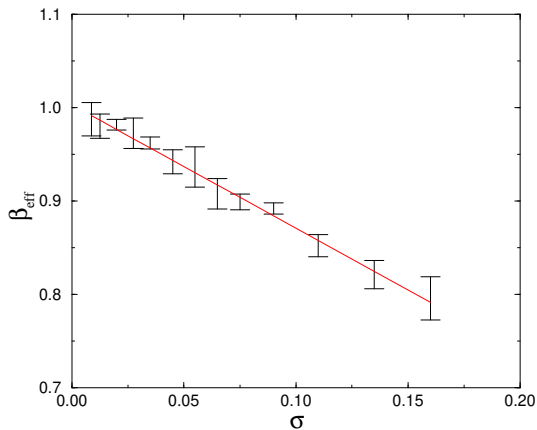


FIG. 3. Effective order parameter exponent (β) results on system size $L = 512^2$.

IV. SIMULATIONS IN ONE DIMENSION

A. The zero branching rate case ($\sigma = 0$)

In [17] we showed that in case of special initial conditions:

....A..A...B.B...B..B.A.....A.....B..B...

that assures that the time evolution never freezes (i.e. every particle has a neighbouring particle of the same type to annihilate with) the density decays non-universally in an initial condition dependent way. In this case particles can be regarded as boundaries of compact domains of different species that can not overlap each other. This happens in the Generalized Domany-Kinzel cellular automaton for example [19].

The decay depends of the initial density (and hence on the initial inter-particle separation length) of species. We argued on the basis of symmetry considerations and by using an analogy to the works of Kaiser et al. [20] that this decay follows power-law with continuously changing exponent. We also showed that in case of asymmetric initial conditions, where a small seed of B particles is inserted in the sea of A-s the cluster survival probability of B-s (characterized the exponent δ) depend continuously on the initial density of A-s similarly to the case of the pair contact process [25]. Therefore in this work I investigated whether the static exponents show any initial condition dependence as well and the form of the scaling law that connects them to the dynamic ones.

In case of random initial conditions particles segregate into coarsening mosaic of alternating domains containing alternating sequences of A-s and B-s. By mapping this onto diffusion controlled two-species annihilation ($A + B \rightarrow \emptyset$) [21] Krapivsky et al argues that the particle density decays as $t^{-1/4}$ [22].

I tested this by simulating the process on $L = 10^5$ lattices up to $t = 4 \times 10^6$ MCS. The local slopes curves of the density decay defined as

$$\alpha_{eff}(t) = \frac{-\ln [\rho(t)/\rho(t/m)]}{\ln(m)} \quad (9)$$

(where usually I use $m = 8$) converge to ~ 0.25 indeed (Fig. 4), but again like in [17] dependence on the initial conditions can be observed. Now, however the local slopes do not saturate in the $t \rightarrow \infty$ limit as in case of "pairwise" initial conditions [17] but show logarithmically decreasing behavior as $t \rightarrow \infty$. This is not an artifact of the finite system sizes since the same behavior can be seen on much smaller ($L = 10^4$) lattices too. The origin of the logarithmic correction to scaling is not clear, but it is likely that marginal perturbation of species on

each other causes it. Note that logarithmic correction to time dependence of the interparticle distances in case of the $A + B \rightarrow \emptyset$ model have also been shown by simulations [23] and explained to be the consequence of density inhomogeneity inside the domains.

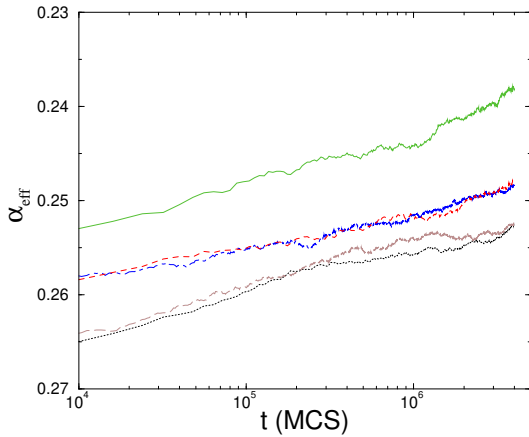


FIG. 4. Effective exponent of the particle decay in the one dimensional BARW2 with two species. The initial condition is randomly distributed A -s and B -s along the system of size $L = 10^5$ sites. The solid line corresponds to initial densities: $\rho_A = \rho_B = 0.375$, the dashed line to: $\rho_A = \rho_B = 0.25$, the dotted line to $\rho_A = \rho_B = 0.125$. The dot-dashed line corresponds to $L = 10^4$ and $\rho_A = \rho_B = 0.25$, while the long-dashed line to $L = 10^4$ and $\rho_A = \rho_B = 0.125$

This anomalous decay behavior can not be described by the conventional field theoretical description of a particle system [4] in $d = 1$ that omits site restrictions and predicts $\alpha = 1/2$. Also the paper of Kwon et al [18] based on Langevin equation type approach does not show any initial condition dependency but predicts simply the $\alpha = 1/2$ result.

B. The off-critical case ($\sigma > 0$) with symmetric (static) branching

The effect of the spatial symmetry in simple BARW processes was first investigated by [24] and it was shown that reflection symmetric (static) branching causes reentrant phase diagram unlike the asymmetric (dynamic) branching process. First with the same special, pairwise initial conditions as in our recent paper [17] I performed steady state simulations such that off-springs are generated symmetrically on the left and the right sides of parents: $A \rightarrow BAB$, $B \rightarrow ABA$ (static branching). Kwon et al [18] reported different critical behavior that what was expected by applying the results of the bosonic field theory [4] for this particle system.

Similarly to the two dimensional case the density decay was followed carefully and averaging was done within

a long time period following the steady state had been built up. Figure 5 shows my simulation results of the order parameter β in cases of different diffusion rates. As one can see the all curves show strong (non-monotonic) correction to scaling in the neighbourhood of $\sigma = 0$ but they all tend to the value $\beta = 0.5$. The relaxation times to steady state were $t < 10^5$ MCS in these simulations.

I found that in the neighbourhood of the critical point the steady state concentration is unchanged if I use larger lattice sizes ($L = 4 \times 10^5$ instead of 10^5), therefore the strange shape of the curves can't be an artifact of the finite system size of the simulations. Note, that had we done a simple fitting onto the data points we could have estimated $\beta \sim 0.55$ instead of $\beta = 0.5$!

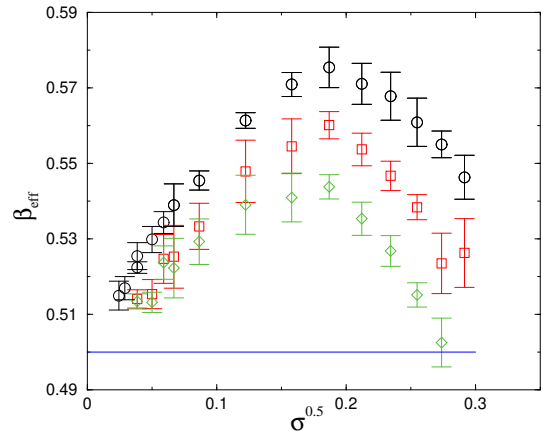


FIG. 5. Effective order parameter exponent (β) results for the symmetric branching case. Circles correspond to the equal diffusion case, squares and triangles to $d_A = d_B/2$ non-equal diffusion rate case of species.

The results are plotted as the function of $\sigma^{0.5}$ determined experimentally such that the curves approach $\sigma = 0$ by an asymptotically straight line manner. This means that the leading correction to scaling exponent is ~ 0.5 . As one can see the curves converge to $\beta = 0.5$ in agreement with the predictions of [18]. The simulations with other initial densities and random initial distributions of particles resulted in the same steady state values and hence β is unchanged.

Using the standard scaling law: $\alpha = \beta/\nu_{||}$ now one could predict that $\nu_{||} = 2$. Comparing this with the $\nu_{\perp} = 1/2$ of [18] one would get for the dynamic exponent $Z = \nu_{||}/\nu_{\perp} = 4$ in case of random initial conditions. This however is not in agreement with the value that we obtained at the critical point from seed simulations $z = 1 = 2/Z$ [17]. The spreading behavior was shown to be independent of the initial conditions and the hardcore interactions. Therefore we conclude that the usual scaling form (4) of the density has to be modified for this model that can take into account the initial condition dependence of the particle decay. For random initial state

one has to assume that leading order behavior of the density near the critical point is modified to

$$\rho(t, \sigma) \propto t^{-\alpha_r} \phi(t\sigma^{2\nu_{||}}) \quad (10)$$

as the relevant effect of hard-core particle exclusion where α_r is $1/4$. This results in the new scaling law

$$\alpha = \beta/(2\nu_{||}) \quad , \quad (11)$$

with the exponents $\nu_{||} = 1$ and $Z = 2$. The scaling form (10) can be checked by plotting ρt^α against $t\sigma^{2\nu_{||}}$. As Fig. 6 shows one can get fairly good data collapse for $\nu_{||} = 1$ and $\alpha = 1/4$ for large times.

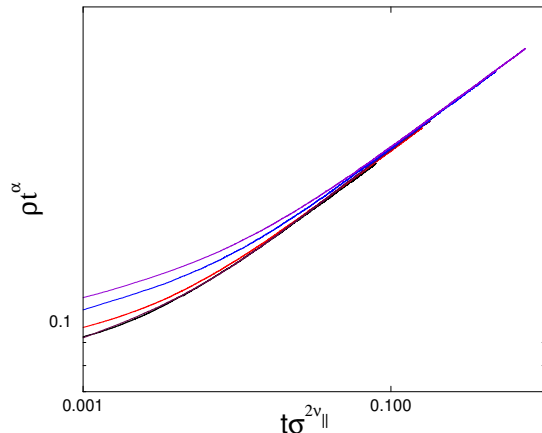


FIG. 6. Data collapse for off-critical simulations of the symmetric branching model according to the scaling form (10) with $\alpha = 1/4$ and $\nu_{||} = 1$.

Note that for pairwise initial conditions where we found continuously changing α [17] we should assume a ρ_0 dependent scaling form.

C. The off-critical case ($\sigma > 0$) with asymmetric (dynamical) branching

For the same special, pairwise initial conditions as in our recent paper [17] I performed steady state simulations such that off-springs are generated on the left or right sides of parents : $A \rightarrow ABB$, $A \rightarrow BBA$, $B \rightarrow BAA$ and $B \rightarrow AAB$. The relaxation time in this case was very long, typically $t > 10^6$ MCS that prohibited to get closer to the critical point as $\sigma = 0.03$. I performed these simulations in system sizes of $L = 10^5$ sites and averaged over 100 samples.

As one can see on Fig.7 the β_{eff} extrapolates to 2.05(10) linearly in agreement what was deduced from Langevin equation type approach by Kwon et al [18]. This value, however differs from the field theoretical predictions ($\beta = 1$) [4] obtained for the coarse grained,

bosonic description of the particle system, which neglects hard-core interactions.

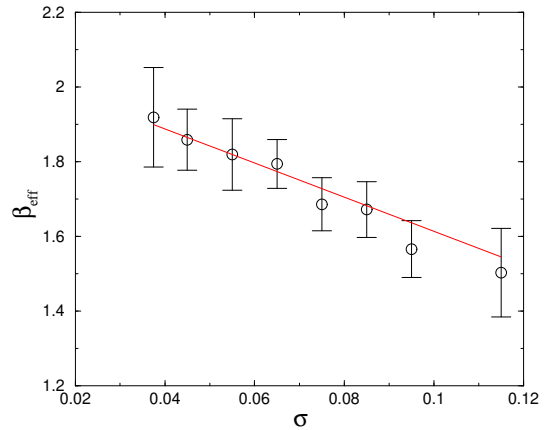


FIG. 7. Effective order parameter exponent (β) results for the asymmetric branching case.

I investigated the decay by starting from other different initial conditions as well. The steady state concentration and hence the exponent β was found to be the same independently of the initial density of particles. In case of random initial distribution of particles the relaxation was found to be even longer reflecting the fact that initial alternating sequences slow down the evolution to the steady state but the final concentration was the same. Using the scaling law for random initial case (11) one can deduce the correlation length exponent: $\nu_{||} = 4$. Comparing this with the $\nu_{\perp} = 2$ of [18] the $Z = 2$ can be confirmed. In case of dynamic branching Kwon et al [18] claim a slight dependence (a few percent) of the static exponents on the diffusion rates of different species. The relaxation time in this case is so huge that hindered to achieve such a precision by simulations.

V. CONCLUSIONS

In this study I confirmed numerically the field theoretical predictions for the two dimensional branching and annihilating random walk process of two species. The logarithmic corrections to the power-law density decay function have been determined.

In one dimensions I gave numerical evidence that the bosonic renormalization group field theoretical predictions can not be applied and the order parameter exponent depends on the spatial symmetry of the offspring production process. As Fig. 8 shows the steady state density is much lower if offsprings are created on the same side of the parent as in the case when they are separated by the parent resulting in different scaling exponents $\beta = 2$ versus $\beta = 1/2$.

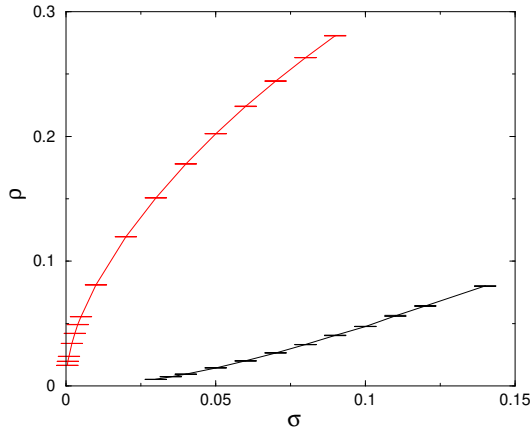


FIG. 8. Steady state density for symmetrical and asymmetrical branching models. The solid line corresponds to the asymmetric branching with $\beta = 2$. The dashed line corresponds to the symmetric branching with $\beta = 1/2$.

This particle exclusion effect results in new universality classes in one dimension as summarized in Table I but unlike to the zero branching case that was investigated in an earlier study [17] no initial condition dependence has been found in the exponents. In case of static branching the precise numerical analysis of the order parameter data does not show dependence on the diffusion ratios

The density decay exponent starting from random initial state (α) has been shown to agree with predictions of [22] but initial density dependent logarithmic corrections to scaling can be observed. These results deviate from the those of obtained for the continuum field theory as well. Since we knew from our earlier study that the dynamical exponent Z is constant and equal to 2 we had to modify the scaling form of the particle density to conform with the a initial condition dependent decay exponent results.

This study gives further evidence to the claims of Kwon et al [18] that in one dimension a series of new universality classes emerge in non-equilibrium particle systems exhibiting hard-core interactions and continuous phase transitions. The relative simplicity of this model and precision of the critical exponents obtained may provide a good starting point to more elaborated analytical investigations of systems with hard core exclusion.

process	$\nu_{ }$	ν_{\perp}	Z	α	β
no-blocking	2	1	2	1/2	1
$A \rightarrow BAB$	1	1/2	2	1/4 *	1/2
$A \rightarrow ABB$	4	2	2	1/4 *	2

TABLE I. Summary of critical exponents in one dimension. The non-blocking data are quoted from [4]. The predictions for ν_{\perp} of the blocking models are cited from [18]. Data marked by * show present results with random initial conditions. For special, pairwise initial conditions see [17].

Acknowledgements:

The author would like to thank S. Redner and U. Tauber for stimulating discussions. Support from Hungarian research fund OTKA (Nos. T-25286 and T-23552) and from Bólyai (No. BO/00142/99) is acknowledged.

-
- [1] P. Grassberger, F. Krause and T. von der Twer, J. Phys. A:Math.Gen., L105 **17** (1984).
 - [2] H. Takayasu and A. Yu. Tretyakov, Phys. Rev. Lett. **68**, 3060, (1992).
 - [3] I. Jensen, Phys. Rev. E **50**, 3623 (1994).
 - [4] J. L. Cardy and U. C. Tauber, J. Stat. Phys. **90**, 1 (1998).
 - [5] H. K. Janssen, Z. Phys. B **42**, 151 (1981).
 - [6] P. Grassberger, Z. Phys. B **47**, 365 (1982).
 - [7] See examples in : J. Marro and R. Dickman, *Nonequilibrium phase transitions in lattice models*, Cambridge University Press, Cambridge, 1999.
 - [8] N. Menyhárd, J.Phys.A:Math.Gen., **27**, 6139(1994).
 - [9] M. H. Kim and H. Park, Phys. Rev. Lett. **73**, 2579, (1994).
 - [10] H. Hinrichsen, Phys. Rev. E **55**, 219 (1997).
 - [11] K. E. Bassler and D. A. Browne, Phys. Rev. Lett. **77**, 4094 (1996).
 - [12] H. Hinrichsen, preprint, cond-mat/0001070.
 - [13] N. Menyhárd and G. Ódor, Brazilian J. of Physics **30**, 113 (2000).
 - [14] H. K. Janssen, preprint, cond-mat/0006129.
 - [15] U.C. Täuber, M.J. Howard, and H. Hinrichsen, Phys. Rev. Lett. **80**, 2165 (1998);
 - [16] H. Hinrichsen and G. Ódor, Phys. Rev. Lett. **82**, 1205 (1999).
 - [17] G. Ódor and N. Menyhárd, Phys. Rev. E. **61**, 6404 (2000).
 - [18] S. Kwon, J. Lee and H. Park, Phys. Rev. Lett. **85**, 1682 (2000).
 - [19] H. Hinrichsen, Phys. Rev. E **55**, 219 (1997).
 - [20] C. Kaiser and L. Turban, J. Phys. A:Math.Gen **27**, L579 (1994); C. Kaiser and L. Turban, J. Phys. A:Math.Gen **28**, 351 (1995).
 - [21] A. A. Ovchinnikov and Ya. B. Zel'dovich, Chem. Phys. **28**, 215 (1978); S. F. Burlatskii and A. A. Ovchinnikov, Russ. J. Phys. Chem. **52**, 1635 (1978); D. Toussaint and F. Wilczek, J. Chem. Phys. **78**, 2642 (1983); K. Kang and S. Redner, Phys. Rev. A **32**, 435 (1985); M. Bramson and J. Lebowitz, Phys. Rev. Lett. **61**, 2397 (1988).
 - [22] P. L. Krapivsky and S. Redner, private communication.
 - [23] F. Leyraz and S. Redner, Phys. Rev. A **46**, 3132 (1992);
 - [24] S. Kwon and H. Park, Phys. Rev. E **52**, 5955 (1995).
 - [25] I. Jensen and R. Dickman, Phys. Rev. E **48**, 1710 (1993); I. Jensen, Phys. Rev. Lett. **70**, 1465 (1993).