

Thermal properties of ferrimagnetic systems

Aiman Al-Omari [*] and A. H. Nayyar[**]

*Department of Physics,
Quaid-i-Azam University,
Islamabad, Pakistan 45320*

(January 22, 2000)

The heat capacity of some ferrimagnets has additional structures like a shoulder in the Schottky-like peak, or emergence of a second peak when an external magnetic field is applied. It is shown here that as long as spin wave-spin wave interactions are ignored in a ferrimagnet, the ferromagnetic and antiferromagnetic elementary excitation spectra give rise to two independent heat capacity peaks, one enveloped by the other, which add up to give the peak for the total system. Taking this into account helps understand the additional structures in the peaks. Moreover, the classification of ferrimagnets into predominantly antiferromagnetic, ferromagnetic, or a mixture of the two is shown to be validated by studying them under additional influences like dimerization and frustration. Because these two are shown to influence the ferromagnetic and antiferromagnetic dispersion relations - and hence the quantities like heat capacity and magnetic susceptibility - by different amounts, the characterisation of ferrimagnetic systems $(1, \frac{1}{2})$, $(\frac{3}{2}, 1)$ and $(\frac{3}{2}, \frac{1}{2})$ is brought out more clearly. Both these influences enhance anti-ferromagnetic character.

PACS numbers: 75.10.Jm, 75.50.Ee

1 Introduction:

Thermal properties of ferrimagnetic chains were theoretically investigated recently employing various methods like the modified spin-wave theory (MSWT)[1, 2], density matrix renormalization group (DMRG)[2], quantum Monte Carlo method (QMC)[1, 2], and Schwinger boson mean field theory (SB)[3]. The specific heat C_v and magnetic susceptibility χ were shown to depend upon temperature as $T^{1/2}$ and T^{-2} respectively at low temperatures, and χT and C_v were shown to have, respectively, a rounded minimum[2, 3, 4] and a Schottky-like peak[2, 4] at intermediate temperatures. The spin correlation length was shown to have a T^{-1} dependence at low temperature[1, 5]. The modified spin wave theory, modified either by including Takahashi constraint or by including higher order corrections in the spin wave theory, was also shown to give results in surprisingly good agreement with those from quantum Monte Carlo method in the thermodynamic limit for this system[1, 2].

Ferrimagnetic systems have been classified into three categories: one with a predominantly Ferromagnetic (F) character, the second with a predominantly antiferromagnetic (AF) character, and the third with a mixture of the two. If the two spins constituting a ferrimagnet are s_1 and s_2 with $s_1 > s_2$, then it is conjectured[6, 7] that the systems in the first category are those with $s_1 > 2s_2$, those in the second category have $s_1 < 2s_2$, and the systems in the third category have $s_1 = 2s_2$. We call it Yamamoto classification. Thus the system $(\frac{3}{2}, \frac{1}{2})$ is ferromagnetic in character, $(\frac{3}{2}, 1)$ is antiferromagnetic, and $(1, \frac{1}{2})$ has a mixture of the two characters.

The χT vs temperature curves of different ferrimagnetic systems look alike - a rapidly decaying ferromagnetic part at low T , a rounded minimum at intermediate T and a linearly increasing antiferromagnetic part at high T - except that some systems like the predominately ferromagnetic $(\frac{3}{2}, \frac{1}{2})$ have a smaller rate of increase with temperature after the minimum compared to others. The heat capacities of the three systems also have qualitatively the same shape: a $T^{1/2}$ dependence at low T , a Schottky-like peak and a decay at large temperatures. The MSW results on $(\frac{3}{2}, \frac{1}{2})$ system, however, show a shoulder in the heat capacity below the peak temperature, which has been explained as being a result of the deficiency of the theory[7]. When an external magnetic field is applied, a second peak appears at low temperatures[8]. It is, therefore, quite likely that the heat capacity of ferrimagnets has, under

suitable conditions, inherent structures like shoulders and double peaks. We would like in this paper to create such conditions and understand the nature of the heat capacity peak of ferrimagnets.

In a recent work[9], we used a zero-temperature linear spin wave theory to study ferrimagnetic systems under the effects of dimerization and frustration, represented by the parameters δ and α . Dimerization as well as the frustration were shown to affect the dispersion curves by either pushing them up or pulling them down in energy. Since this would change the gap that determines the heat capacity peak, these two effects are expected to influence the peak structure. It is also possible that they may give rise to additional peaks in heat capacity.

There were two distinct values of the frustration parameter; the critical value $\alpha_c = \frac{s_1}{2(s_1+s_2)}$ at which the long range order is destroyed, and point $\alpha^* = \frac{s_1 s_2}{2(s_1^2+s_2^2)}$, that heralds transition from a commensurate ferrimagnetic state to a spiral state. The heat capacity and susceptibility are also expected to show the tell-tale signs of the transition induced by α .

Linear spin wave theory is known to give a fair picture in the case of ferromagnetic chains and gives only a qualitative picture for antiferromagnetic chains [7]. It has also been shown that it gives sufficiently good results for a ferrimagnetic system[10, 11, 12, 13]. In a frustrated system, it has already been argued that the LSW theory yields satisfactory results at least in the limit of small frustration[12]. The use of LSW for larger values of frustration is indeed unreliable, but it is expected to give a qualitative picture that we are seeking here. As noted above, there was no remarkable improvement in the results at non-zero temperatures when linear spin wave theory was modified either by introducing a Takahashi constraint[7] or by including higher order corrections in the spin wave theory[1, 2]. Nor were the results at zero temperature any more improved by considering non-linear spin wave theory[14]. The LSW theory is therefore expected to be valid in obtaining qualitative results even in the presence of dimerization and frustration in the thermodynamic limit.

In this paper we will study alternating spin systems formed with spin values (s_1, s_2) using linear spin wave theory. We investigate the temperature dependence of magnetization, specific heat, free energy, and susceptibility. We would like to see how the predominantly ferromagnetic, antiferromagnetic or mixed characters of the systems are brought out by subjecting them to

dimerization and frustration. In particular, we would like to see the effect of the frustration-induced ferrimagnetic-to-spiral state phase transition on heat capacity and magnetic susceptibility. It is suggested that such peculiar effects will help identify the presence or absence of spin-Peierls dimerization and frustration in real low-dimensional ferrimagnetic systems.

2 Linear spin wave theory:

We consider a chain with spins s_1 and s_2 ($s_1 > s_2$) sitting on alternating sites with the possibility of lattice distortion leading to dimerization, and of competing antiferromagnetic nearest and next nearest neighbor couplings, J_1 and J_2 respectively. A two sublattice model of this system may be described by the Hamiltonian

$$H = \sum_i J_1^i S_i^A \cdot S_{i+1}^B + J_2 \sum_i [S_i^A \cdot S_{i+2}^A + S_{i+1}^B \cdot S_{i+3}^B], \quad (1)$$

with S^A belonging to one sublattice containing spins s_1 and S^B to the second sublattice containing spins s_2 . The interaction $J_1^i = J_1(1 + (-1)^i \delta)$ describes the alternate weaker and stronger couplings between two adjacent sites that may come about because of a spin-Peierls dimerization of the lattice. δ is the dimerization parameter. The degree of frustration is given by the ratio $\alpha = \frac{J_2}{J_1}$.

In the standard linear, non-interacting spin wave analysis, the above Hamiltonian is written in terms of bosonic spin-deviation operators with the help of Holstein-Primakoff transformations, linearized and then diagonalized in terms of normal mode operators to

$$\tilde{H} = \varepsilon_g + \sum_k [E_1(k) \alpha_k^\dagger \alpha_k + E_2(k) \beta_k^\dagger \beta_k] \quad (2)$$

with ε_g is the ground state energy, $E_{1,2}$ are the acoustic and optical mode energies and the sum runs over half the Brillouin zone. The nomenclature used here is the same as in our previous report[9].

The free energy of the system is

$$F = \varepsilon_g + \sum_k [n_a E_1(k) + n_b E_2(k)], \quad (3)$$

where n_a and n_b are the bose distribution functions for the two modes. It was reported earlier that the free energy decreases with increasing temperature[3] in a ferrimagnetic chain.

The static susceptibility χ is

$$\chi = \frac{1}{3T} \left(\langle M^2 \rangle - \langle M \rangle^2 \right) \quad (4)$$

$$= \frac{1}{3T} \sum_k [n_a(n_a + 1) + n_b(n_b + 1)] \quad (5)$$

where $M = \sum_i (S_a^z + S_b^z)$. The product χT shows a minimum at intermediate temperatures, indicating that both the ferromagnetic and antiferromagnetic modes coexist in ferrimagnets.

The sublattice magnetization is calculated by taking the thermal average of the occupation number as

$$M_1 = s_1 - \sum_k \tilde{n}_k^a \quad (6)$$

$$M_2 = \sum_k \tilde{n}_k^b - s_2 \quad (7)$$

and

$$M_{tot} = M_1 + M_2 = s_1 - s_2 - \sum_k (n_a - n_b) \quad (8)$$

where $\tilde{n}_k^a = v_k^2(n^a + n^b + 1) + n^a$, $\tilde{n}_k^b = v_k^2(n^a + n^b + 1) + n^b$ and v_k^2 is the coefficient in the Bogoliubov transformation; see Ref.[9].

Specific heat C_v has a Schottky-like peak. In a text-book two level system, the peak is a result of the gap, and an increase in this gap makes the peak shift to higher values of temperature, and a decrease makes it shift to lower values.

A ferrimagnet has two low lying excitations, one ferromagnetic in character (the acoustic dispersion) and the other antiferromagnetic (the optic dispersion curve). The Schottky like peak in the heat capacity is understood to be due to the two dispersion curves. In principle, because of the two excitation dispersion curves, one would expect this to behave like a three level system. But the heat capacity of a ferrimagnet does not follow the pattern of a 3 level system. Instead, from the non-interacting spin wave theory results of ferrimagnets, the contributions of the ferromagnetic and antiferromagnetic

dispersions to the heat capacity of a ferrimagnet seem to be additive. The heat capacities calculated for the modes separately has each a Schottky-like peak structure, and the two add up to give the heat capacity of the ferrimagnet. This is also expected from the fact that in the absence of spin wave-spin wave interactions, the free energy is a sum of the ferromagnetic (F) and antiferromagnetic (AF) normal mode energies, as in Eq.(3). The F and AF heat capacity peaks, which have the usual $T^{1/2}$ and T^2 dependence, respectively, at low temperatures, are mostly overlapping due to which the resultant heat capacity has a single peak. The additive nature of the two contributions is also reflected in the dependence of susceptibility on temperature. With increasing temperature, the ferromagnetic contribution decays earlier, while the antiferromagnetic one increases and persists up to higher temperatures [1, 2, 3, 4]

The behavior of these physical quantities with temperature in the presence of dimerization δ and frustration α parameters for different system (s_1, s_2) ; $(1, \frac{1}{2})$, $(\frac{3}{2}, \frac{1}{2})$ and $(\frac{3}{2}, 1)$, shall be discussed below. The effect of dimerization alone is discussed in section III, and that of frustrating alone in section IV.

3 Dimerized chains

The free energy is known to decrease with temperature. We find that it decreases with dimerization also for all (s_1, s_2) systems, as shown for the $(1, \frac{1}{2})$ system in Fig.(1). The LSW results show that the free energy scales as $T^{1/4}$, and δ as δ^2 .

Total magnetization decreases with increasing T and δ , with a slower decrease for higher dimerization. This decrease is illustrated in Fig.(2), and scales as T , and δ as $\frac{\delta^{1.5}}{|\ln \delta|}$.

Fig.(3) shows the effect of dimerization on the heat capacity of the $(1, \frac{1}{2})$ ferrimagnetic chain which is supposed to have a mixed F and AF characters. Fig.(3a) gives the heat capacity without dimerization, and Fig.(3b) with $\delta = 0.9$. The figures show the heat capacities when the contributions of the ferromagnetic and antiferromagnetic excitation branches are taken separately and also when taken together. As expected, the total heat capacity is the sum of the heat capacities from the individual excitation branches in each case. It comes out that while both the F and AF peaks shift to lower temperatures

with dimerization, the effect is different on the two. The F peak shifts by a larger amount than the AF peak, and the magnitude of the AF peak increases with δ , while that of the F peak decreases. This is true for the other two ferrimagnetic systems $(\frac{3}{2}, 1)$ and $(\frac{3}{2}, \frac{1}{2})$ also, and appears to be a universal feature of a ferrimagnet, be it predominantly F, AF or a mixture the two characters. The increase and decrease in the AF and F peak magnitudes clearly shows that dimerization increases the antiferromagnetic character and decreases the ferromagnetic one. The net effect of this different effect is the emergence of the second peak in the total heat capacity, and a decrease in the magnitude of the main peak for the $(1, \frac{1}{2})$ system, as shown in the inset. The predominantly F system $(\frac{3}{2}, \frac{1}{2})$ has this effect so accentuated that the shoulder, which in the LSW and MSW analyses is present even at $\delta = 0$, turns into a double peak, as shown in Fig.(4a). The predominantly AF system $(\frac{3}{2}, 1)$, on the other hand, shows no second peak or even a shoulder, as in Fig.(4b). It is interesting to note that the difference arises despite the fact that the F and AF dispersion curves are lowered by an equal amount by dimerization. It appears to be a result of a more involved interplay of the δ -dependence of the excitation energies and the bosonic numbers in the free energy.

The shift of the peaks to lower temperatures can be understood in terms of the energies of excitation. The heat capacity peaks are indeed Schottky-like peaks in that they are a result of the gaps in excitation spectra. The Schottky peak in the heat capacity of a simple text-book two-level system with a gap Δ between the two levels has a position that shifts with the magnitude of Δ . As Δ decreases, it shifts to lower temperatures, and vice versa. For a ferrimagnetic chain, contribution to the peak comes from all the modes which have well-defined dispersions in k-space, each mode having a different gap. With dimerization, the dispersion curves are lowered in energy, giving rise to a shift of the peak to lower temperatures.

That the shifting is a result of the changes in the excitation spectra is also supported when the effect of dimerization on heat capacity is calculated by using a different parametrization of dimerization. We had earlier introduced $\frac{J}{1 \mp \delta}$ as another possibility[9, 15]. The reasons are given in that reference. This parametrization has an opposite effect on the dispersion curves. Instead of decreasing in energy with δ as in the case of the usual $J(1 \pm \delta)$, the dispersion curves are now pushed up in energy with increasing δ , with a nonlinear

dependence on δ . Fig.(5) shows the heat capacity of the $(1, \frac{1}{2})$ chain with this parametrization. The Schottky peaks now shift to higher temperatures with increasing δ . Also, the individual F and AF peaks respond differently to δ . Just as the rate of increase of the AF dispersion curve with δ is much larger at higher δ values than that of the F dispersions, the AF Schottky peak shifts by a much larger amount than the F peak. Consequently, there comes a time when the AF peak is pushed so far to the high temperature side that a double peak structure develops. This appears more clearly in the case of the $(\frac{3}{2}, \frac{1}{2})$ ferrimagnetic chain in which ferromagnetic character dominates. This is shown in Fig.(6). The AF peak is so strongly pushed to higher temperatures that the F and AF peaks almost separate from each other. Correspondingly, in the dispersion curves of this system, the optic mode is pushed up by a far larger magnitude than the acoustic one. This establishes then that the heat capacity peaks reflect the effects an external or internal influence has on the dispersion curves.

The change of character upon dimerization shows up in the susceptibility of ferrimagnets also. Fig.(7) shows χT vs T , the low temperature part of which is dominated by the F contribution and the high temperature part by the AF contribution. The minimum at intermediate temperatures is a result of a comparable contributions of the two. With dimerization using $J(1 \pm \delta)$, the increase in the slope at high temperatures testifies to the increasing AF character of a ferrimagnet. This increase is the largest for the predominantly AF $(\frac{3}{2}, 1)$ system; Fig.(7c), smaller for the $(1, \frac{1}{2})$ system; Fig.(7a) and the smallest for the predominantly ferromagnetic $(\frac{3}{2}, \frac{1}{2})$ system; Fig.(7b), showing again the validity of the Yamamoto classification.

4 Frustrated ferrimagnetic chains

The effect of frustration in ferrimagnetic systems has been investigated[9, 12] at zero temperature. Two key values of the frustration parameter were identified; namely, α_c which marks complete destruction of the long range order in the system and α^* which marks the onset of phase transition to a spiral spin structure. At any finite temperature, we find that within the linear spin wave theory the two are temperature independent. We will study the thermal effect of a frustrated chain in the absence of dimerization.

Free energy decreases with frustration. This decrease is faster for higher

α . It was reported earlier[9, 12] that at $T = 0$ the ground states energy increases with frustration and then starts to decrease for values of frustration close to α_c . This behavior is illustrated in Fig.(8) for the spin system $(1, \frac{1}{2})$.

The effect of frustration on heat capacity will again be discussed for the F and AF contributions separately. Frustration causes the AF C_v peak to slightly increase in size and shift to lower temperatures. But its effect on the C_v peak due to the F excitation modes is more dramatic. Here the transition to the spiral phase at α^* has its impact. Before α^* the peak decreases in size and shifts to lower temperatures. Beyond this value, when the system goes into the spiral phase, a further increase in frustration causes the peak to increase in size and shift to higher temperatures. All of this is a result of the mode-softening changes that the F dispersion curves go through, as seen in Fig.(9). The total C_v being a sum of the AF and F contributions in the non-interacting spin-wave theory changes with α as shown in Fig.(10).

In the case of the $(1, \frac{1}{2})$ system, the $\alpha = 0$ chain having a mixed F and AF characters, the C_v curve has an AF-like T^2 dependence at low temperatures. With added frustration, the F peak separates out at low temperatures making the total C_v curve have an F-like $T^{1/2}$ dependence at low T . The F peak diminishes in size with increasing α , almost vanishing at α^* , beyond which it regrows and eventually merges with the AF peak. At this point the C_v curve again has an AF-like T^2 dependence at low temperatures. This is shown in Fig.(10a)

In the case of the predominantly F system $(\frac{3}{2}, \frac{1}{2})$, the heat capacity of which has a low temperature shoulder due to the F peak even in the absence of frustration, the changes affecting the F peak are very prominent, as in Fig.(10b). As α increases, the F peak separates out and diminish in size before α^* , after which it rises and eventually merges with the AF peak. The net C_v also experiences a low-temperature cross-over from a ferromagnetic $T^{1/2}$ dependence at zero frustration to the antiferromagnetic T^2 dependence at α beyond α^* in the spiral state.

In the case of the predominantly AF system $(\frac{3}{2}, 1)$, the F peak in itself experiences the same changes as in the $(1, \frac{1}{2})$ system, but it remains submerged in the AF peak, and the net C_v never shows a second peak, as in Fig.(10c). It, however, also experiences the cross-over from T^2 to $T^{1/2}$ behavior at low temperatures.

The effect of frustration on χ is the same as that of dimerization. The minimum shifts to lower temperatures and the slope of the high temperature

tail increases as shown in Fig.(11).

In short, the effect of dimerization and frustration on the thermal behavior provides a nice evidence of the validity of the Yamamoto classification of ferrimagnetic chains.

We thus conclude that the heat capacity of a ferrimagnet can have a more complicated structure than a simple Schottky-like peak. It can have a low temperature shoulder or a double peak structure. The peak can shift to lower or higher temperatures and can also change in size depending upon the influences the system is undergoing. All of this can be understood in terms of the component ferromagnetic and antiferromagnetic peaks that retain their individuality as long as the spin wave-phonon wave interactions are ignored. The Yamamoto classification of the ferrimagnetic systems into predominantly ferromagnetic ($s_1 > 2s_2$), antiferromagnetic ($s_1 < 2s_2$) and ferrimagnetic ($s_1 = 2s_2$) appears to have a basis in this characteristic.

A. A. would like to thank Wu Congjun for discussion and help.

References

- [*] E-mail: aiman_101@hotmail.com
- [**] E-mail: ahnayyar@sat.net.pk
- [1] Shoji Yamamoto, and Takahiro Fukui, Phys. Rev. B **57**, 14008 (1998).
- [2] Shoji Yamamoto, Takahiro Fukui, Klaus Maisinger, and Ulrich Schol-lowock, J. Phys.: Condensed Matter **10**, 11033 (1998).
- [3] Congun Wu, Bin Chen, Xi Dai, Yue Yu, and Zhao-Bin Su, Phys. Rev. B **60**, 1057 (1999).
- [4] Swapan K. Pati, S. Ramasesha, and Diptiman Sen, Phys. Rev. B **55**, 8894 (1997); Swapan K. Pati, S. Ramasesha, and Diptiman Sen, J. Phys.: Condens. Matter **9**, 8707 (1997).
- [5] Shoji Yamamoto, and Tôru Sakai, J. Phys. Soc. Jpn. **67**, 3711 (1998).
- [6] Shoji Yamamoto, Phys. Rev. B **59**, 1024 (1999).

- [7] Shoji Yamamoto, Takahiro Fukui and Tôru Sakai, cond-mat/0001004 (2000); Shoji Yamamoto, cond-mat/0004297 (2000).
- [8] K. Maisinger, U. Schollwöck, S. Brehmer, H. -J. Mikeska, and S. Yamamoto, phys. Rev. B **58**, R5908 (1998).
- [9] Aiman Al-Omari and A. H. Nayyar, submitted to J. Phys.: Condens. Matter (2000).
- [10] S. Brehmer, H. -J. Mikeska, and S. Yamamoto J. Phys.: Condens. Matter **9**, 3921 (1997).
- [11] Shoji Yamamoto, S. Brehmer and H. -J. Mikeska, Phys. Rev. B **57**, 13610 (1998).
- [12] N. Ivanov, J. Richter, and U. Schollwock, Phys. Rev. B **58**, 14456 (1998).
- [13] N Ivanov, Phys. Rrv. B **57**, R14024 (1998).
- [14] Aiman Al-Omari, Phys. Rev B **59**, 9304 (1999).
- [15] For more details see: Aiman Al-Omari, and A. H. Nayyar, J. Phys.: Condens. Matter **11**, 465 (1999), and reference therein.

Figure captions

Figure 1: Dependence of the free energy on T for several values of the dimerization parameter δ in one-dimensional spin system $(1, \frac{1}{2})$. A similar behavior was found for the other two systems $(\frac{3}{2}, \frac{1}{2})$ and $(\frac{3}{2}, 1)$.

Figure 2: The total magnetization of the alternating spin chain $(1, \frac{1}{2})$ vs temperature for different values of the dimerization parameter δ . A systematic behavior was observed for the other two systems $(\frac{3}{2}, \frac{1}{2})$ and $(\frac{3}{2}, 1)$.

Figure 3: Heat capacity for the chain $(1, \frac{1}{2})$ as a function of T . The heat capacities calculated with only the ferromagnetic (acoustic) branch of the elementary excitation spectrum and with only the antiferromagnetic (optic) branch are shown separately. Their sum is also shown which is exactly the heat capacity when the two excitation branches are taken into account together. Figure (a) is for $\delta = 0.0$, and (b) for $\delta = 0.9$. The inset for total C_v for the two values of δ highlights how the Schottky-like peak shifts in temperature, reduces in size, and acquires a shoulder. The curves are shown for the system $(1, \frac{1}{2})$.

Figure 4: (a) Heat capacity of the ferrimagnetic chain $(\frac{3}{2}, \frac{1}{2})$. This being a predominantly F system, the Schottky-like peak has a shoulder even in the absence of dimerization. The effect of dimerization is strong enough to separate out the F and AF peaks to result in a two-peak structure. Fig.(b) is for the predominantly AF system $(\frac{3}{2}, 1)$ which fails to show a shoulder or a double peak structure even at large dimerization.

Figure 5: The dependence of heat capacity on T when the dimerization is parametrized by the interaction $\frac{J_1}{1 \mp \delta}$ for the alternating spin chain $(1, \frac{1}{2})$. The shift in the Schottky-like peak is to higher T , in contrast to the shift to lower T in Fig.(3). A large dimerization pushes the AF peak much farther than the F peak, resulting in a two-peak structure.

Figure 6: The heat capacity for the alternating spin chain $(\frac{3}{2}, \frac{1}{2})$ with the parametrization as in Fig. (5). The F and AF peaks are now very dramatically separated.

Figure 7: The χT vs T in ferrimagnetic chains: (a) for the system $(1, \frac{1}{2})$, (b) for $(\frac{3}{2}, \frac{1}{2})$ and (c) for $(\frac{3}{2}, 1)$, for various values of the dimerization parameter δ . That dimerization enhances the AF character of ferrimagnets is clearly observable here.

Figure 8: The free energy for the alternating spin chain $(1, \frac{1}{2})$ as a function of temperature for several values of the frustration parameter α . The same

behavior was found for $(\frac{3}{2}, \frac{1}{2})$ and $(\frac{3}{2}, 1)$.

Figure 9: The dependence of the excitation energies on frustration parameter α for the spin system $(1, \frac{1}{2})$ shows the mode softening that heralds the transition to spiral state.

Figure 10: Specific heat vs T : (a) for the spin system $(1, \frac{1}{2})$, (b) for $(\frac{3}{2}, \frac{1}{2})$ and c) for $(\frac{3}{2}, 1)$, for various values of the frustration parameter α .

Figure 11: The behavior of χT vs T of the ferrimagnetic system $(1, \frac{1}{2})$ on a chain for different values of α .

Fig.(1)

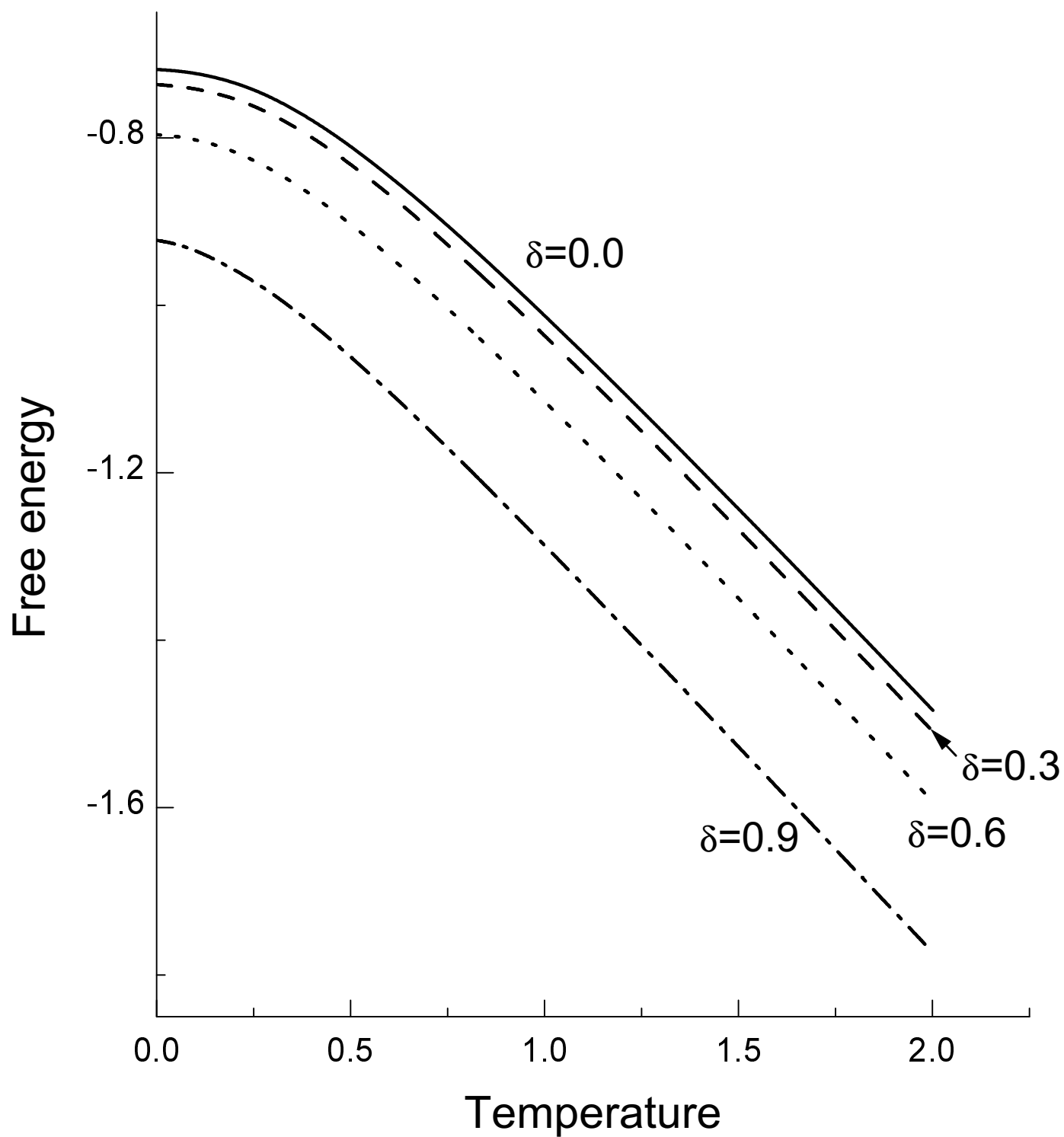
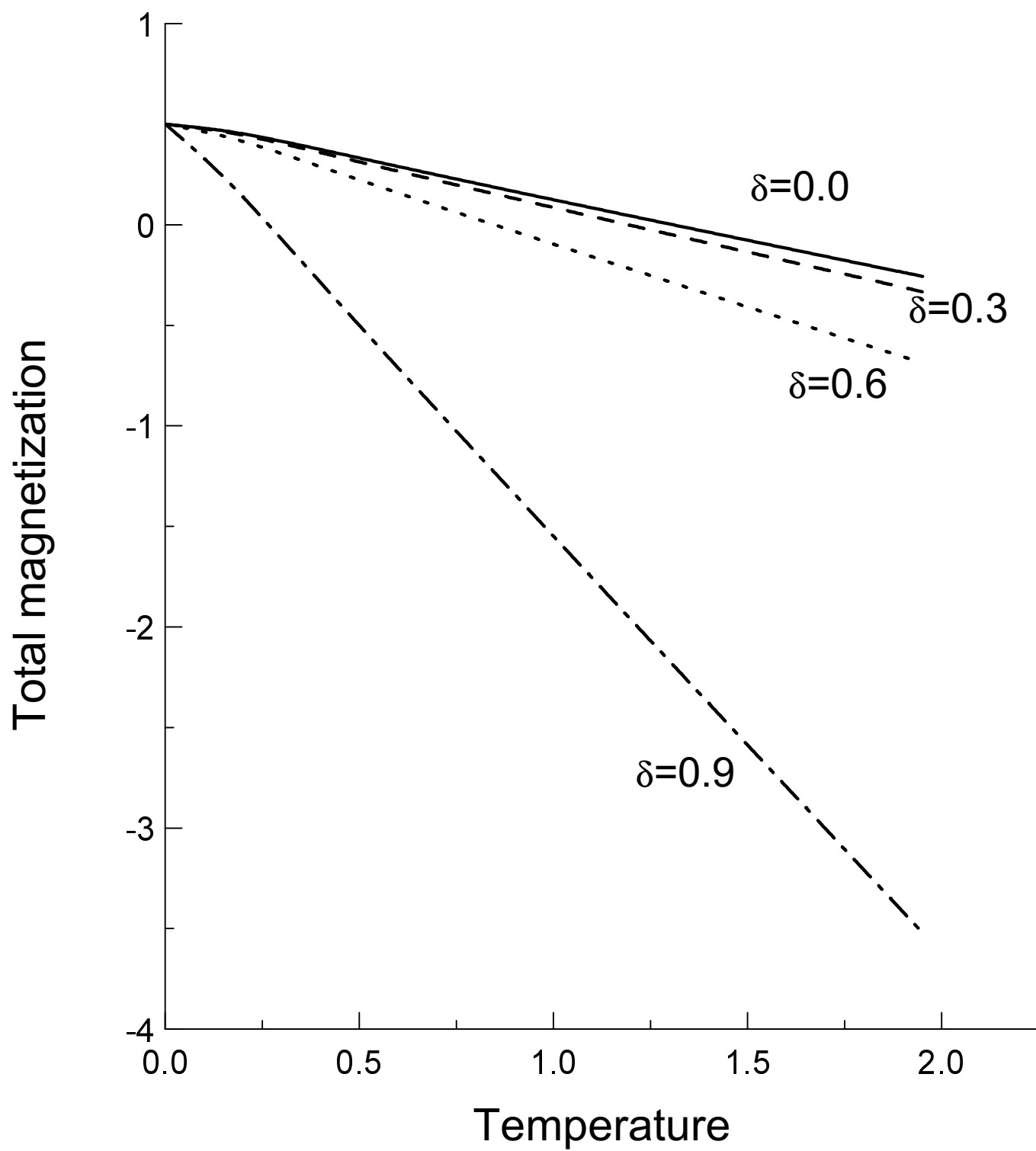


Fig.(2)



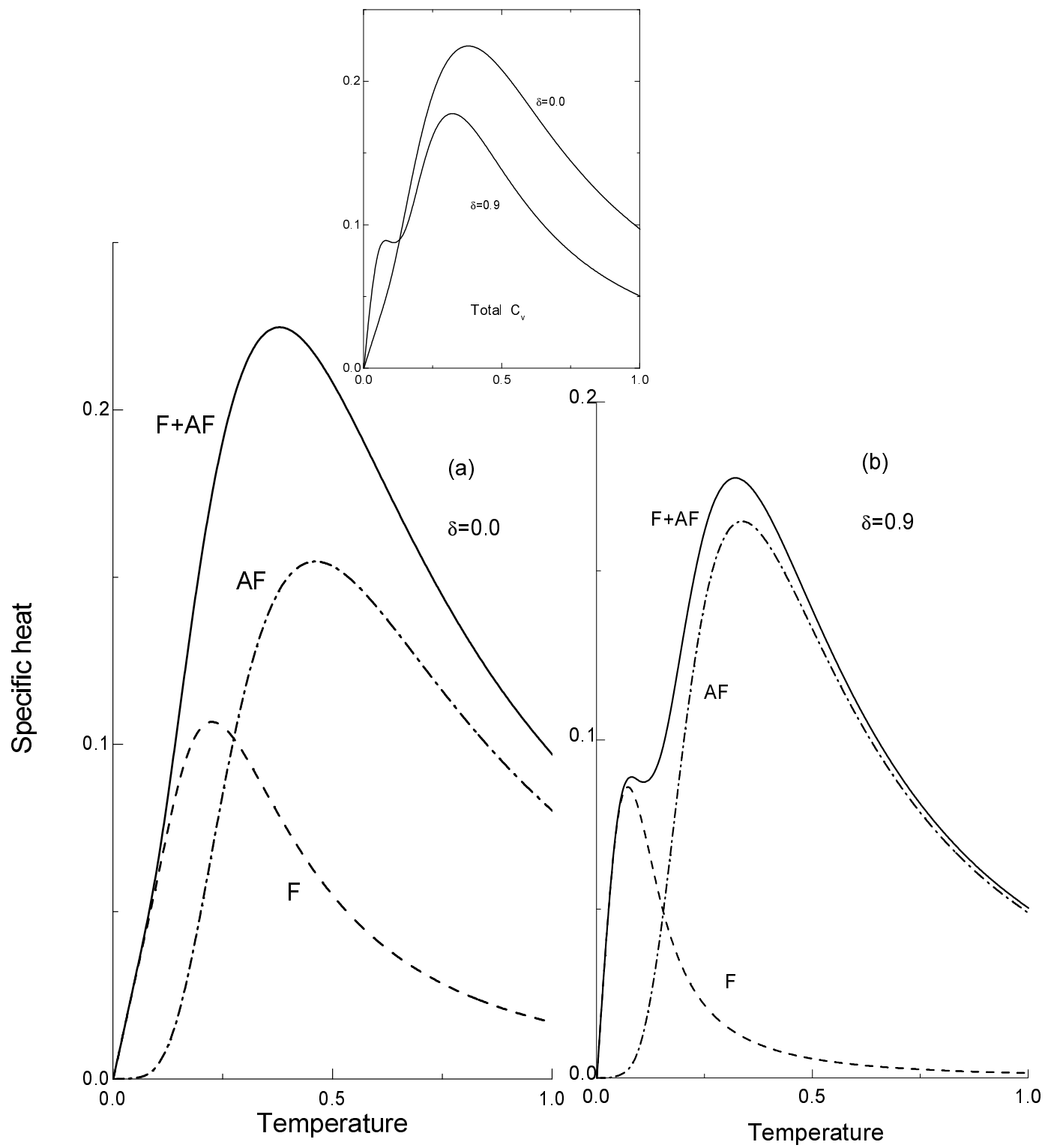


Fig. 3

Fig.(4)

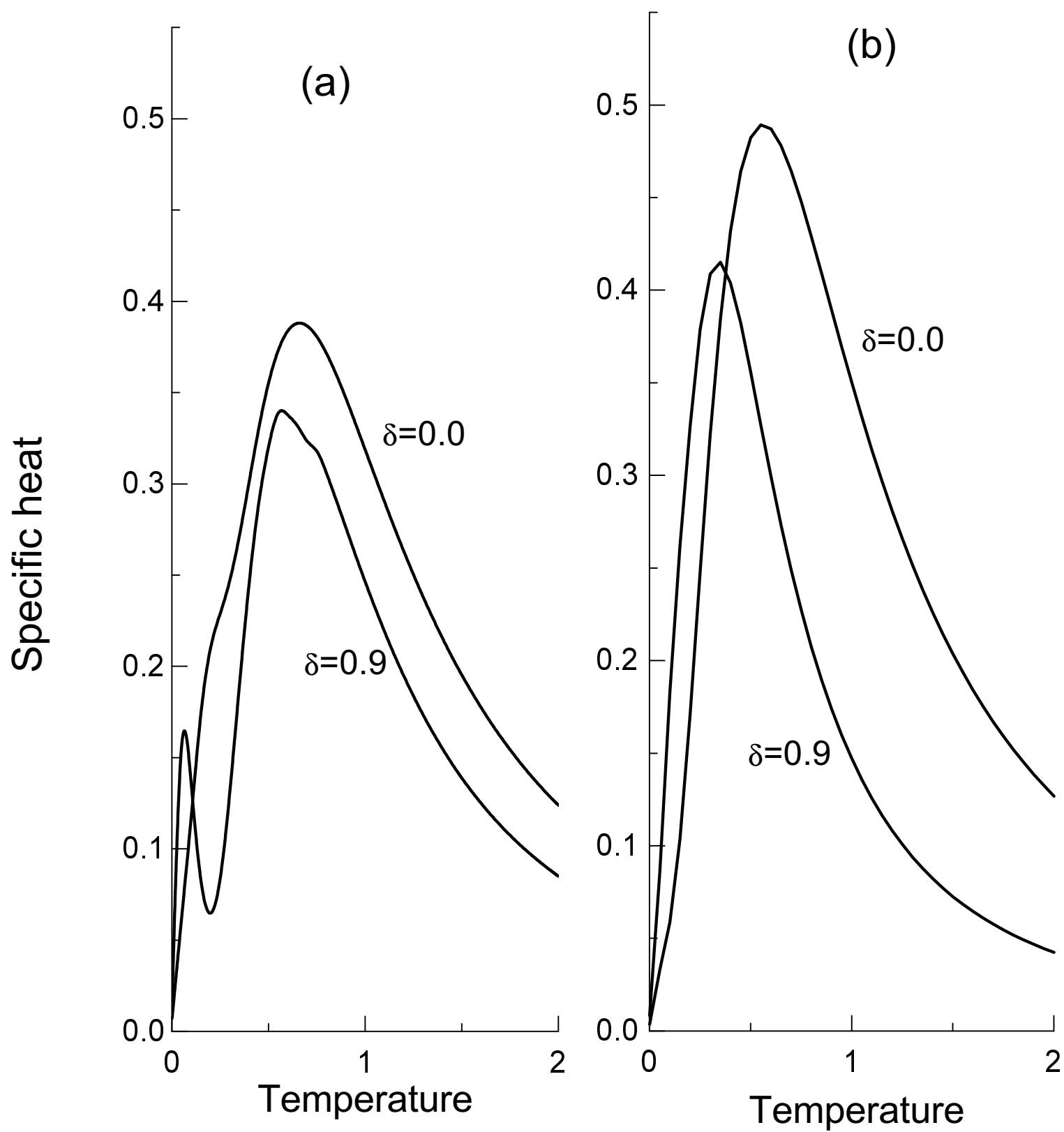


Fig.(5)

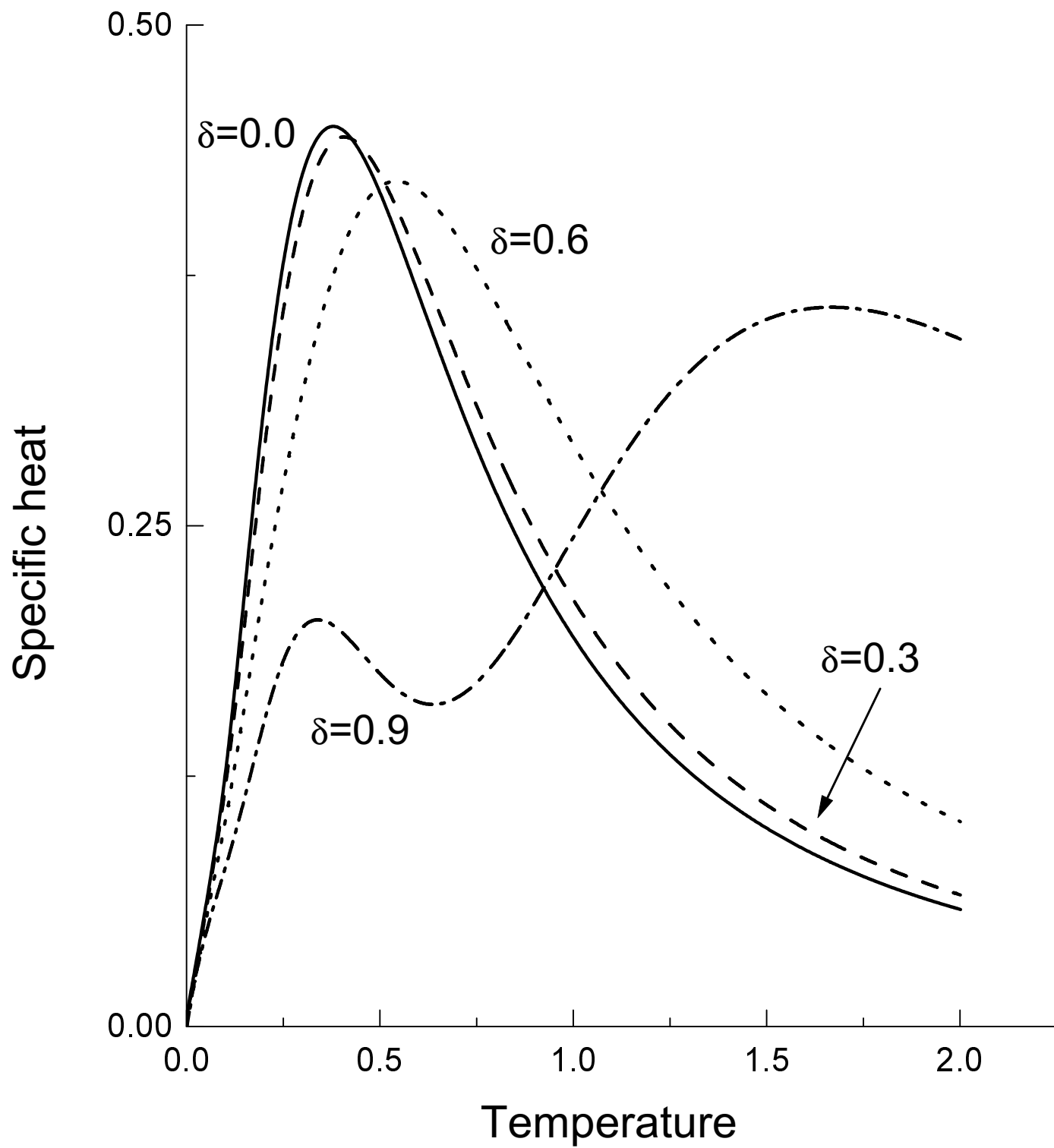


Fig.(6)

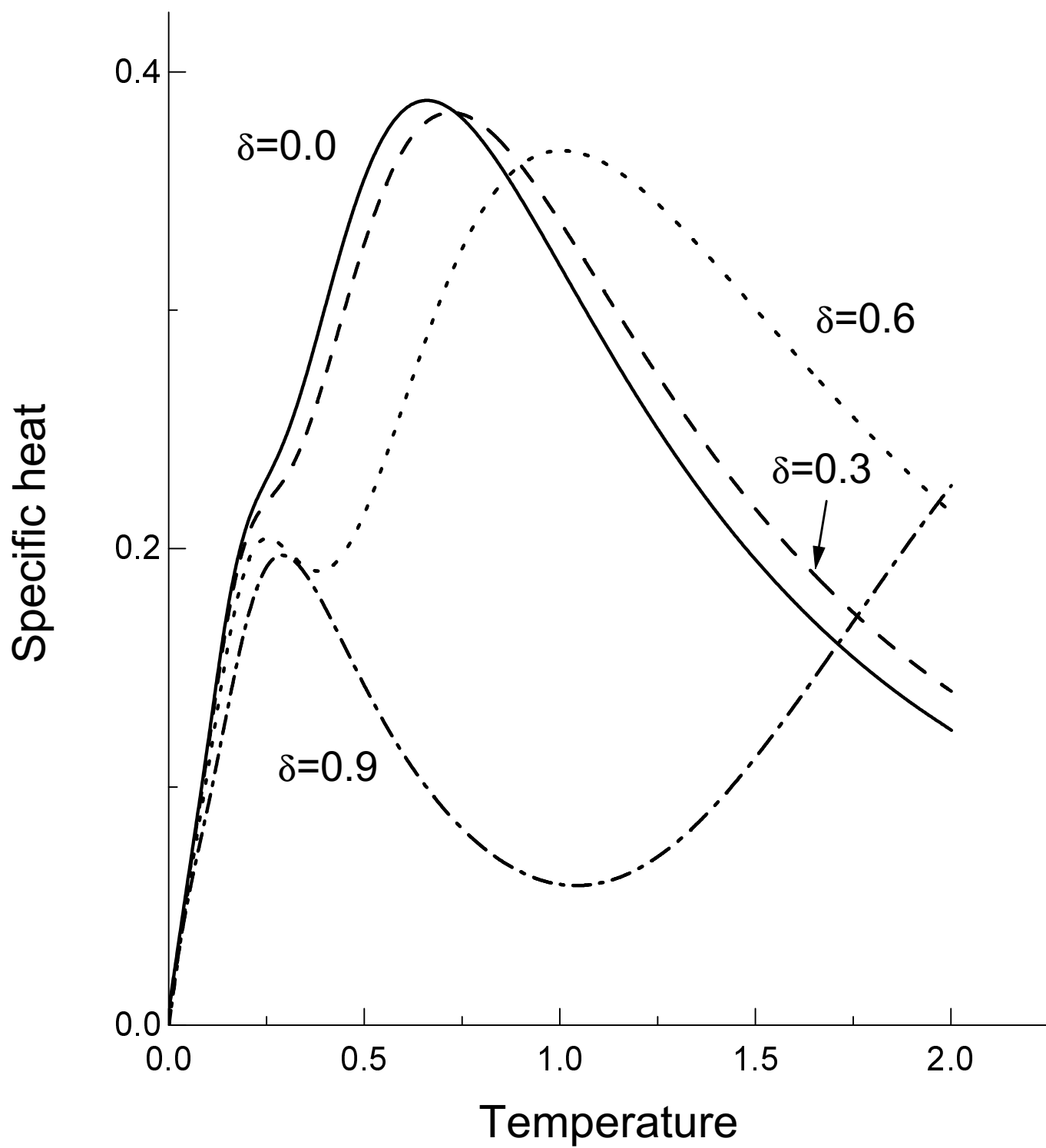


Fig.(7a)

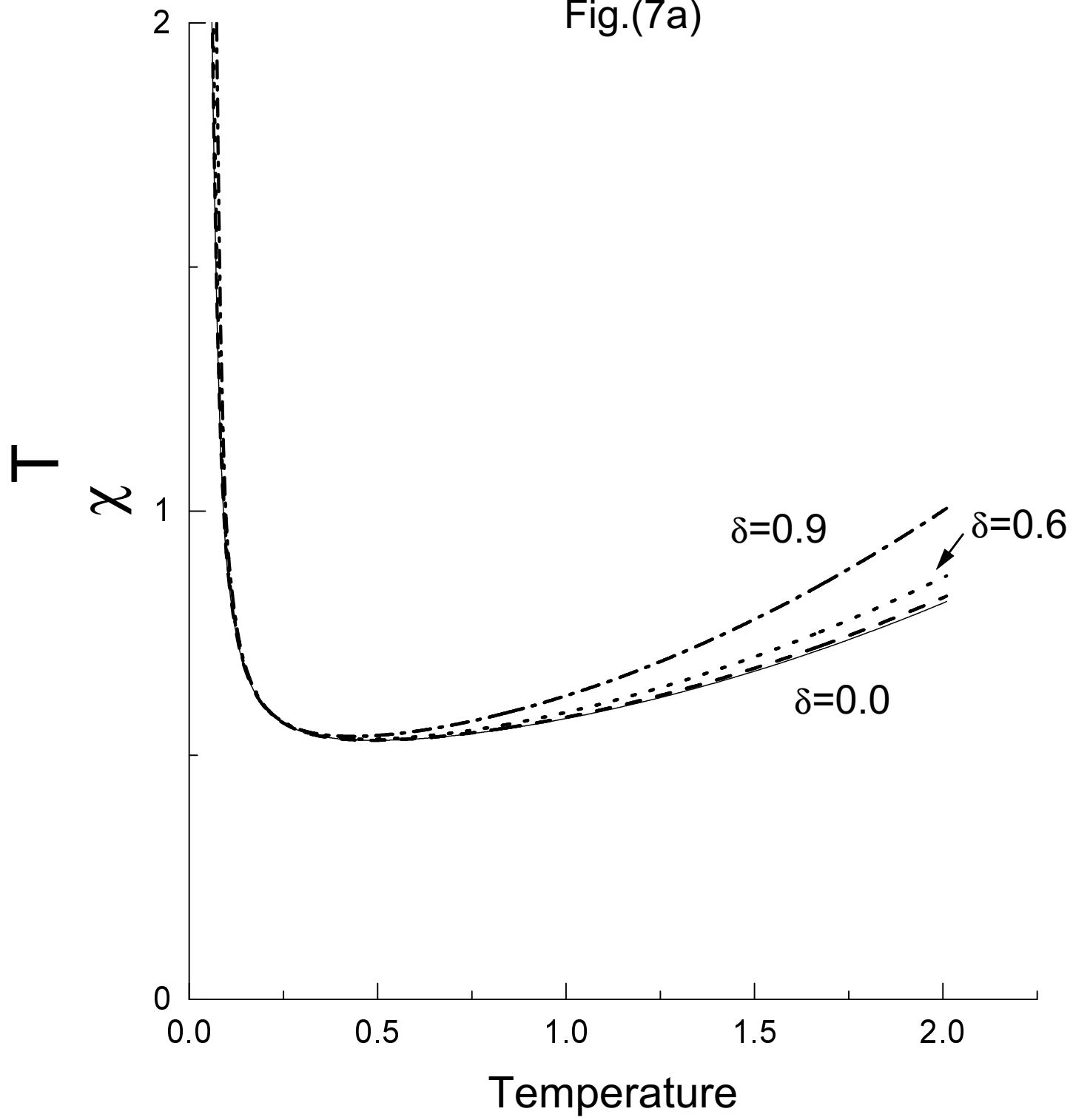


Fig.(7b)

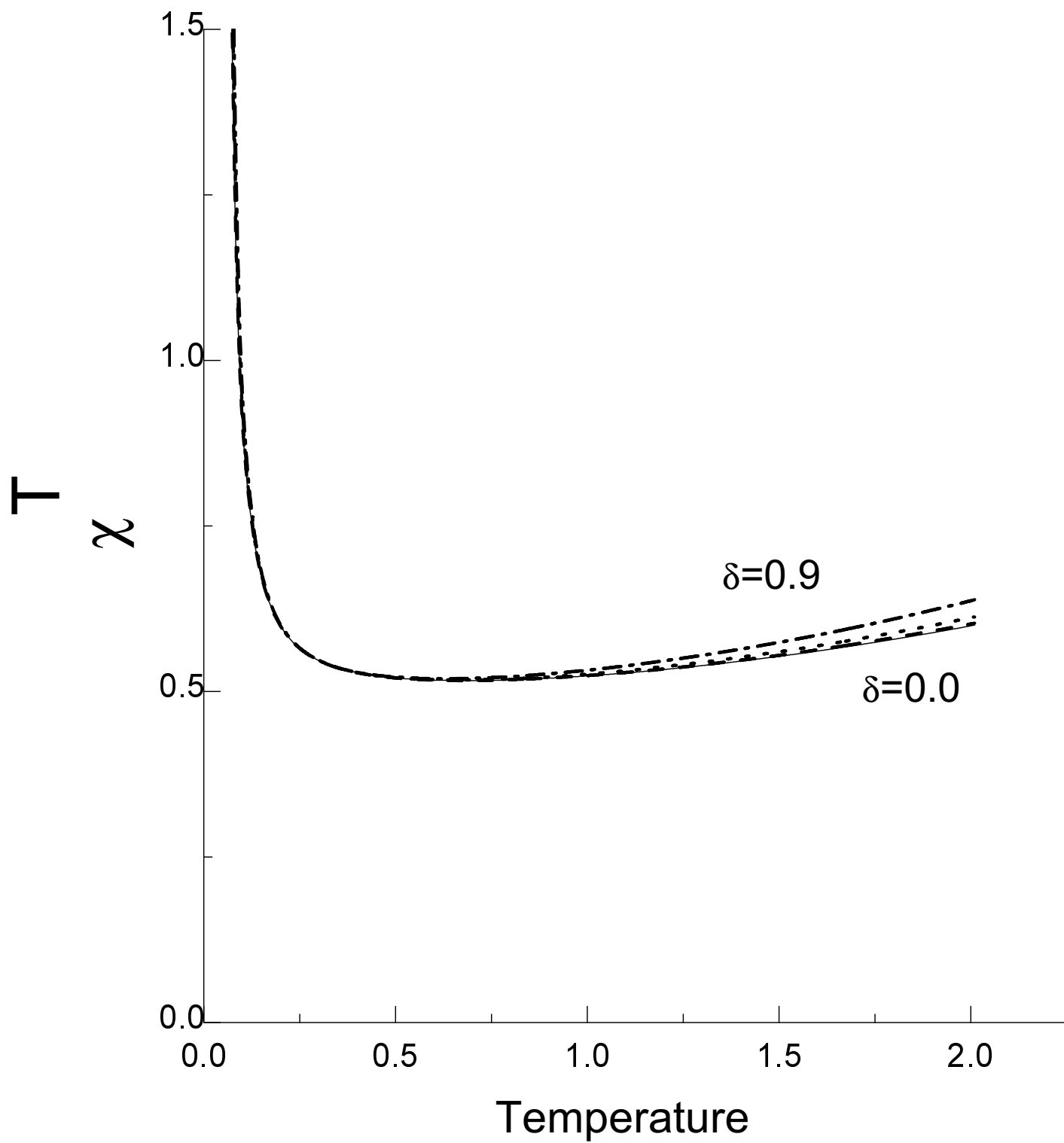


Fig.(7c)

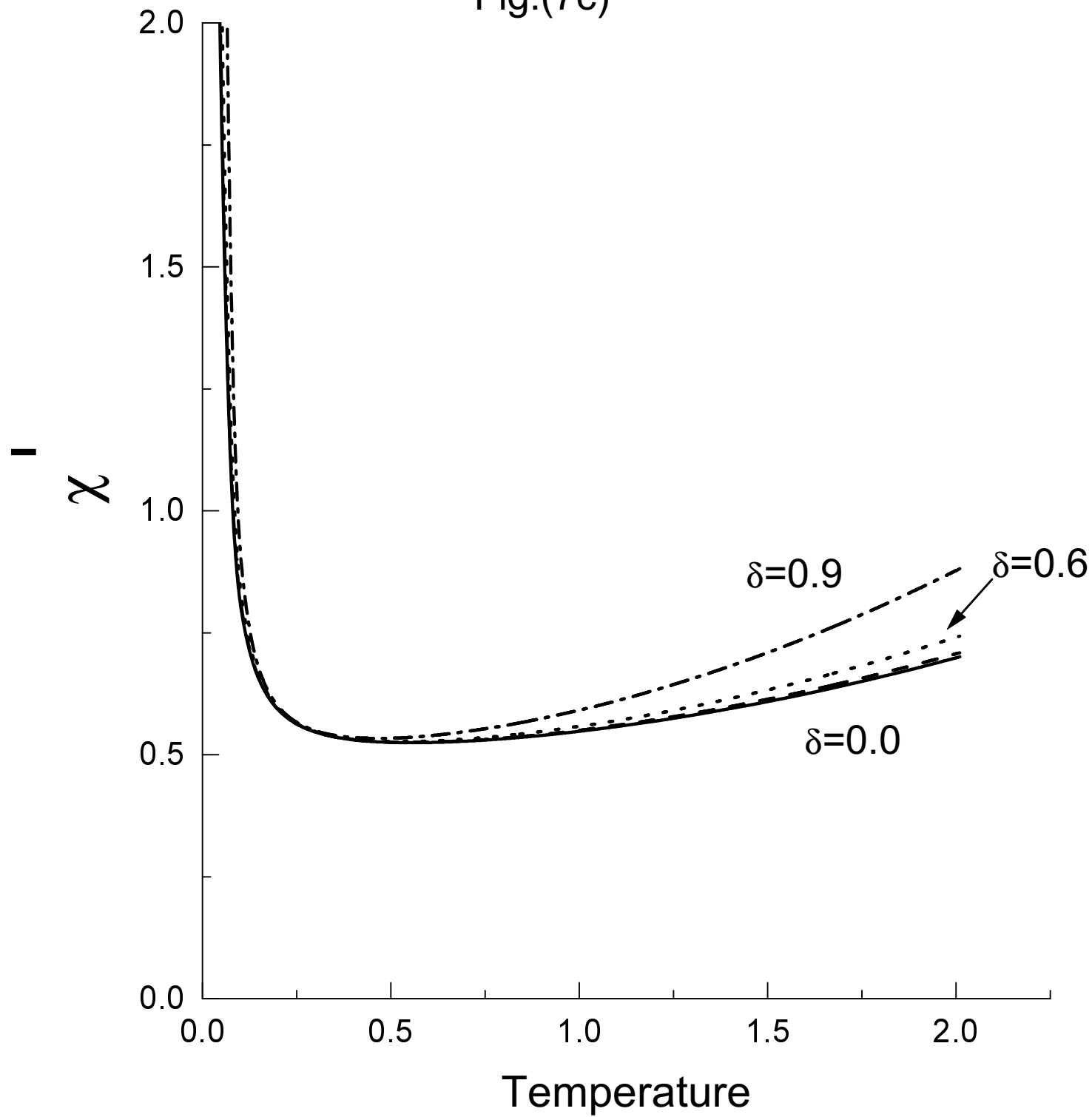


Fig.(8)

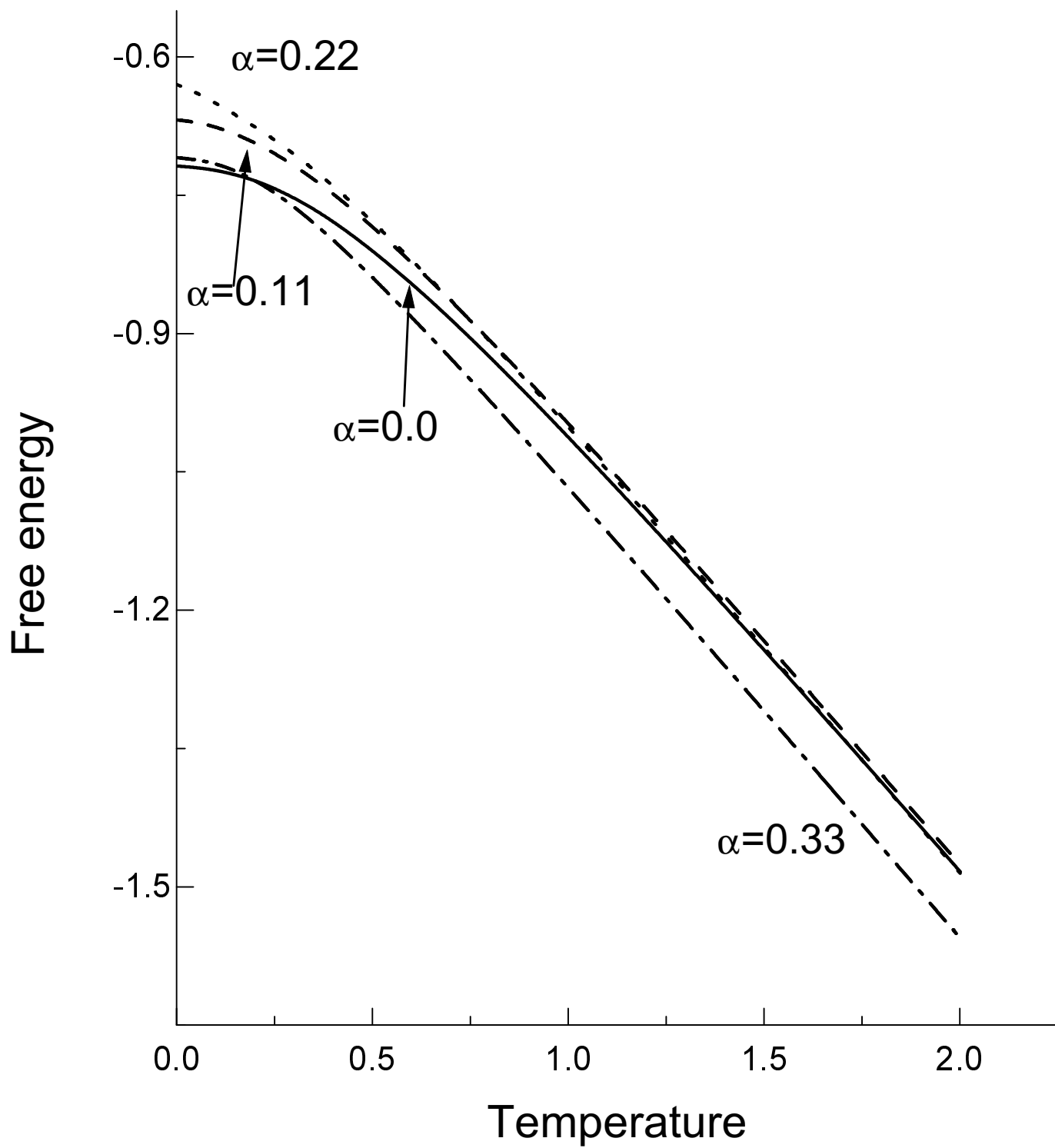


Fig.(9)

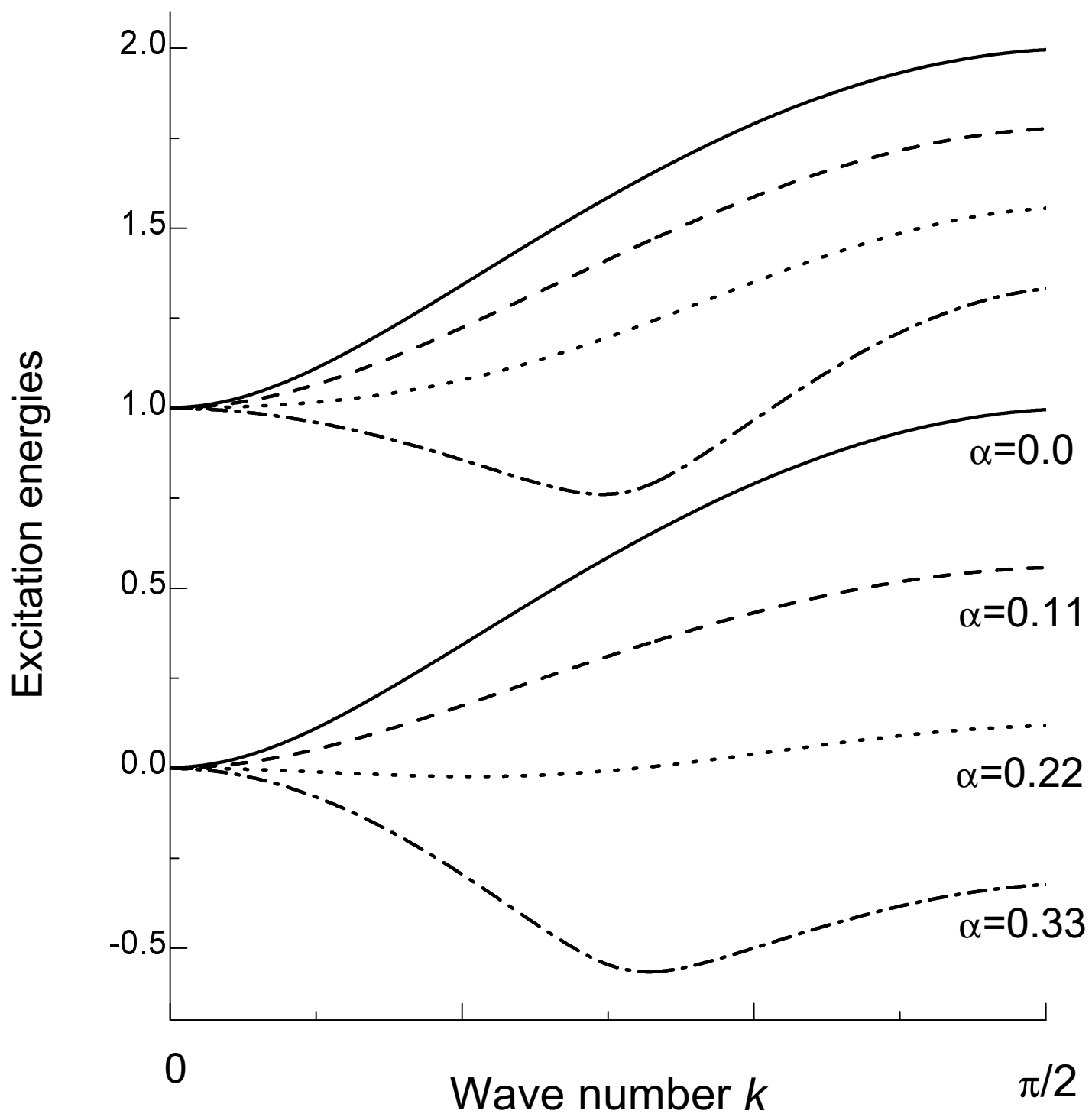


Fig.(10a)

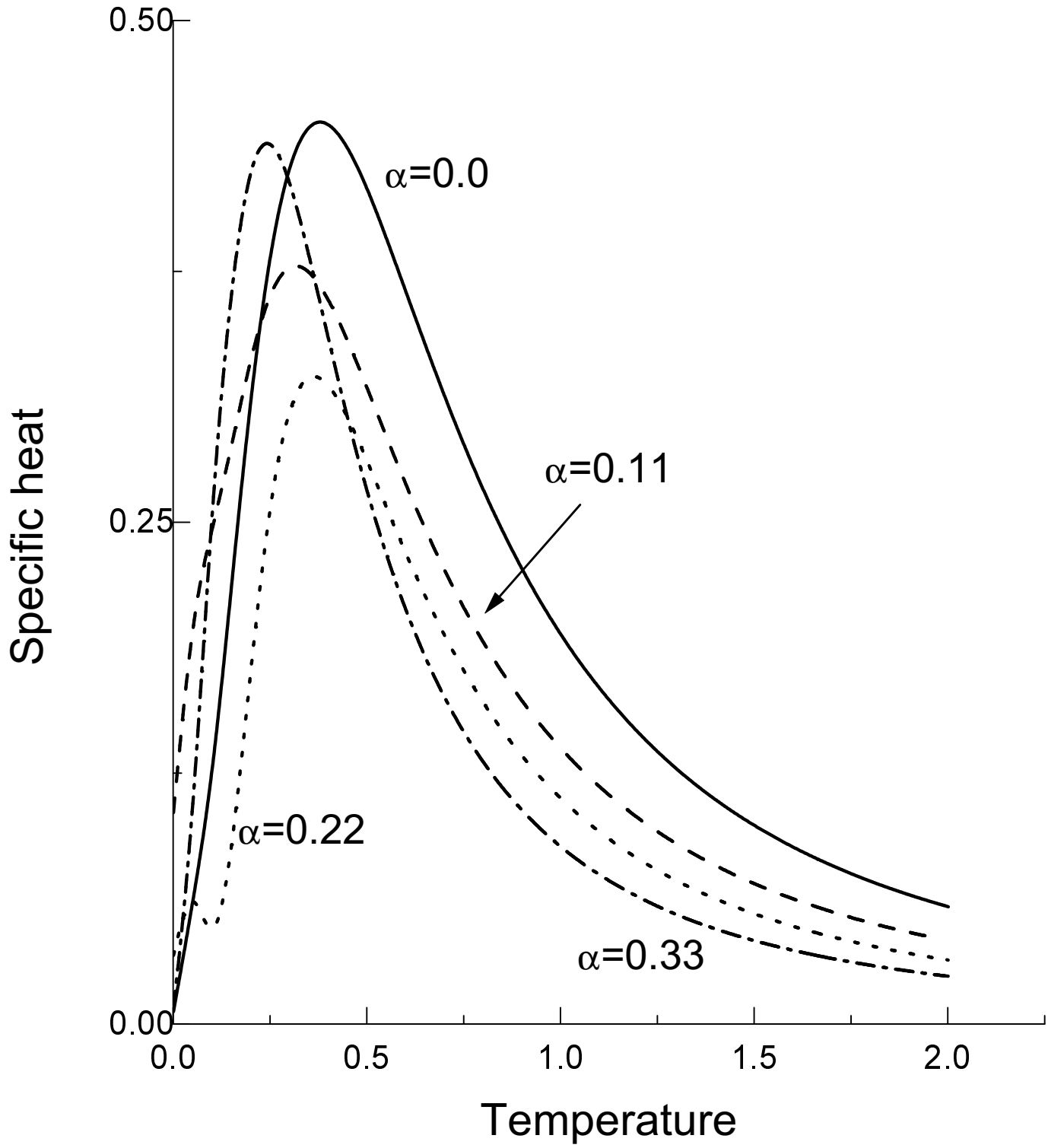


Fig.(10b)

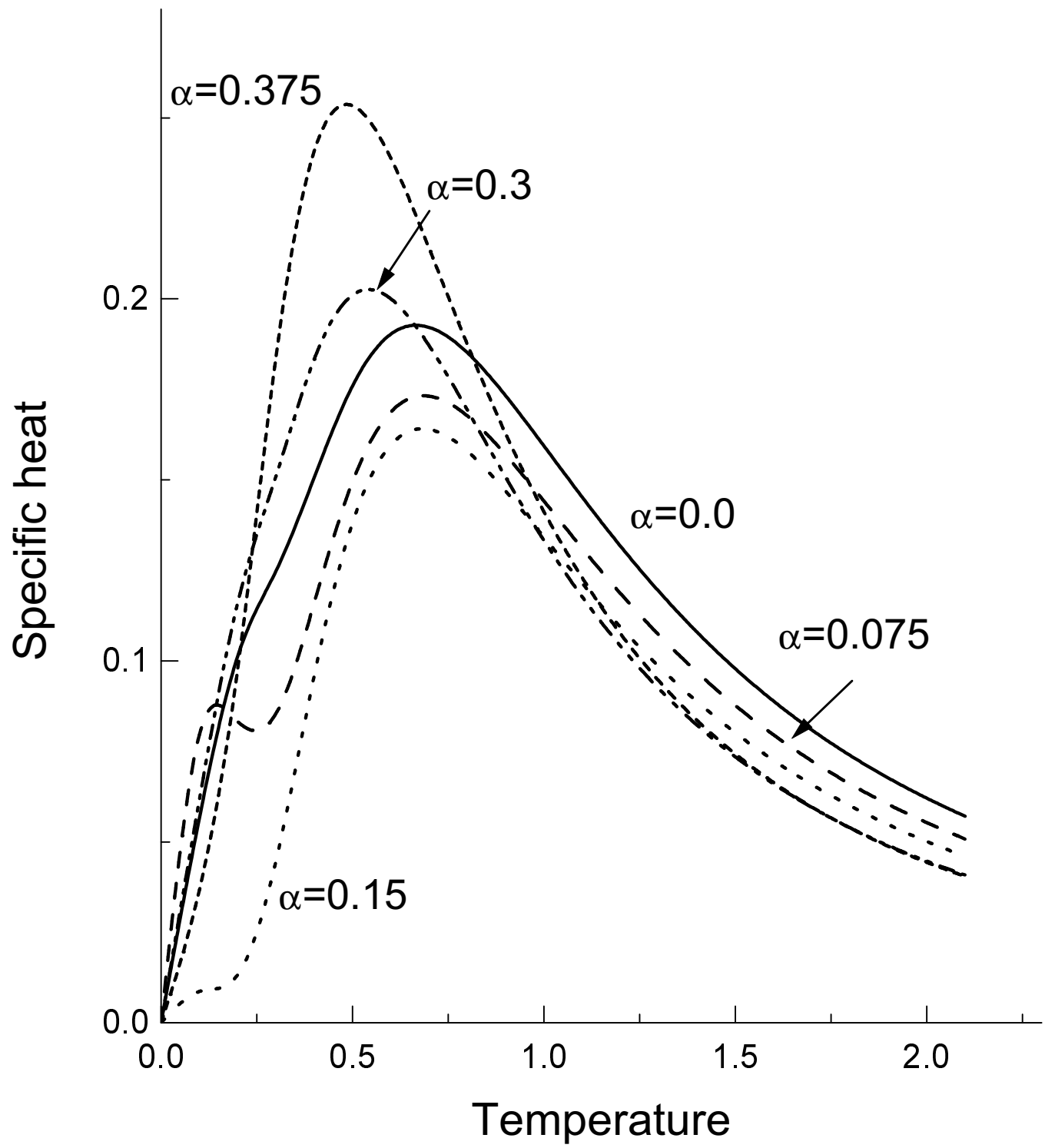


Fig.(10c)

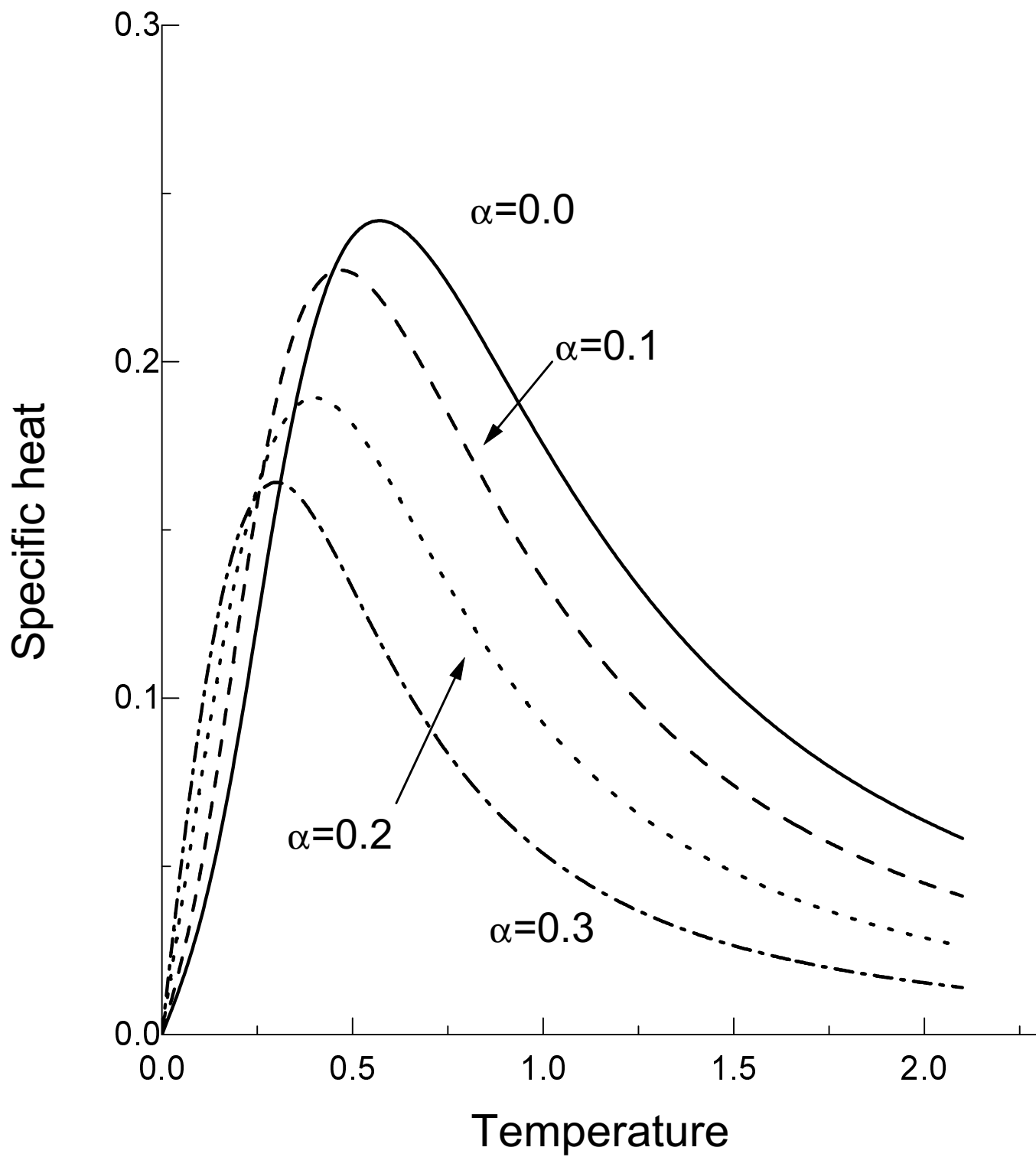


Fig.(11)

