

# “Lifshitz tails” and extended states in an Imaginary random potential

P.G.Silvestrov

*Budker Institute of Nuclear Physics, 630090 Novosibirsk, Russia*

Non-Hermitean operators may appear during the calculation of a partition function in various models of statistical mechanics. The tail eigen-states, having anomalously small real part of energy  $Re(\varepsilon)$ , became naturally important in this case. We consider the distribution of such states and the form of eigenfunctions for the particle propagating in an imaginary random potential (the model motivated by the statistics of polymer chains). Unlike it is in the Hermitean quantum mechanics, our tail states are sufficiently extended. Such state appear if the values of random potential turns out to be anomalously close inside the large area. Results of numerical simulations in the case of strong coupling confirm the analytic estimates.

PACS numbers: 72.15.Rn, 05.40.-a, 73.20.Jc

The phenomena of Anderson localization [1] of a quantum particle in the random potential attracted a permanent interest during last 40 years. On the other hand, a considerable attention have been paid last years to the investigation of features of eigenfunctions of non-Hermitean Hamiltonians with disorder [2–11]. A popular example of this kind is the Hatano-Nelson model [6], where in the presence of the imaginary vector-potential the transition between real and complex spectrum takes place [6,7]. This transition is usually referred as the mobility edge in 1d problem (which is already surprising [12]). In this paper we consider another example, where the localized(delocalized) eigenfunctions of non-Hermitean Hamiltonian behave in the “inverted”, compared to the Hermitean case, way.

Two recent papers [10,11] deals with the non-Hermitean quantum mechanical Hamiltonian with an imaginary random potential

$$H = \frac{p^2}{2m} + iV(r) . \quad (1)$$

This study was motivated by the observation that the Euclidean evolution operator  $\langle r | \exp[-tH] | 0 \rangle$  with  $H$  (1) after averaging over  $\delta$ -correlated disordered potential  $V$  coincides with the probability distribution  $Z(r, t)$  for the Edwards self-repulsing polymer [13].

Many applications of non-Hermitean operators (like both our examples) come from the statistical physics and naturally deal with the imaginary time(Euclidean) evolution. In its turn, for the Euclidean evolution operator the ground state contribution (contribution from the states with lowest  $Re\varepsilon$ ) is naturally enhanced [18]. Therefore in this paper we are going to consider the tail of the

eigenfunctions of the Hamiltonian (1), having smallest real part of energy  $Re\varepsilon$ . In the Hermitean quantum mechanics eigen-states with anomalously small  $\varepsilon$  (so called “Lifshitz tails” [15]) originates from the rare localized fluctuations of the disorder  $V$  and are themselves well localized. For the Hamiltonian eq. (1) first of all the energy is bounded from below  $Re\varepsilon > 0$  [16]. The most surprising is the fact that for smaller and smaller  $Re\varepsilon$  in eq. (1) (closer to  $Re\varepsilon = 0$ ) one finds (exponentially rare) the more and more extended states. Investigation of this “delocalization at the tail” in imaginary disordered potential will be the main goal of this paper [17].

In all cases the tail states appear only due to some special rare fluctuations of the random potential. The standard procedure is to derive some kind of saddle-point equation in order to find the most probable fluctuation giving rise to the eigenmode with given (small) energy. Both the potential and the wave function in this case are the instanton-like solutions of some nonlinear differential equation [15,11]. This straight scenario breaks up for the model eq. (1). The necessary fluctuation in our case is simply  $V \approx const$  inside some sufficiently large connected area. The small probability to have no considerable fluctuations on top of this  $V = const$  leads to the exponential suppression of density of states at the tail. This absence of the well defined saddle-point equation describing the rare tail states may not be specific only for our Hamiltonian with random imaginary potential. It will be extremely interesting to find another physically motivated models, where the Instanton is not defined via the solution of any classical equation of motion.

In this paper we will investigate in detail only the case of strong disorder. To this end it is natural to consider the discretized version of the Hamiltonian (1)

$$(H\psi)_n = -t(\psi_{n+1} + \psi_{n-1}) + iV_n\psi_n = \varepsilon\psi_n . \quad (2)$$

This is for 1-dimension. Generalization for the arbitrary dimension  $d$  is straightforward. Let random  $V$  be uniformly distributed over  $-w/2 < V_n < w/2$  with  $w \gg t$ . Taking into account Gaussian distributed disorder is important if one would like to consider the mapping onto some kind of polymer problem. In our case however, Gaussian potential will only introduce unnecessary complexifications like nonuniform distribution of eigenvalues along the imaginary axis. In the strong coupling limit states in the bulk of spectrum are evidently localized, making it easy to distinguish the extended states at the border. For the continuous model (1) disorder also should be always considered as strong for the small enough  $Re\varepsilon$ . Therefore although the features of solutions of the eq. (2)

will be very peculiar in the bulk, we still may expect some kind of universal behavior at the tail.

In the leading approximation in  $t/w$  one has

$$\psi_n \approx \delta_{n,m}, \quad \varepsilon \approx iV_m. \quad (3)$$

The wave function is localized at the site  $m$  and the energy is pure imaginary. Corrections to the energy appear only in the second order in  $t$  (again the generalization for arbitrary  $d$  is trivial)

$$\varepsilon = iV_m - \frac{it^2}{V_m - V_{m+1}} - \frac{it^2}{V_m - V_{m-1}} + \dots \quad (4)$$

There is also no real part of  $\varepsilon$ . Moreover since the perturbation ( $t$ ) has no diagonal matrix elements the corrections to energy may be only of the even order in  $t$  and consequently odd in  $iV$ . Therefore, in any order of perturbation theory the energy is pure imaginary. The nonzero  $Re\varepsilon$  appears if the values of potential at two neighboring sites occasionally turns out to be very close  $V_1 - V_2 \sim t$ . The two values of energy are now found by simple diagonalization of  $2 \times 2$  matrix

$$\varepsilon = i \frac{V_1 + V_2}{2} \pm \sqrt{t^2 - \frac{(V_1 - V_2)^2}{4}}. \quad (5)$$

For  $|V_1 - V_2| > 2t$  the energy is complex, but the perturbative series in  $t/(V_1 - V_2)$  has finite radius of convergence. For our model (2) the  $4td/w$  part of states are beyond this convergence region and acquire the nonzero  $Re\varepsilon$ . The nonperturbative origin of  $Re\varepsilon$  is clearly an artifact of the strong coupling limit [18]. However, it will teach us how the extended states may appear in this model. On fig. 1 we have plotted the distribution of real part of energy for the 1d and 2d versions of the Hamiltonian (2) found numerically for different values  $w/t$ .

In agreement with our prediction the huge  $\delta$ -peak appears at  $Re\varepsilon = 0$ . Due to the vanishing of the derivative  $dRe\varepsilon/d(V_1 - V_2)$  at  $V_1 = V_2$  the density of states described by the eq. (5) is singular at  $Re\varepsilon = \pm t$  (rainbow singularity)

$$\varepsilon \equiv x + iy, \quad P(x) = \frac{2d|x|}{w\sqrt{x^2 - t^2}}. \quad (6)$$

Here we use  $x$  and  $y$  for real and imaginary part of energy. The two peaks at  $x = \pm t$  are clearly seen at the figure. (The data for smallest values of  $w/t$  corresponds more to the case of intermediate disorder. Still some sharp peaks at  $x$  close to  $\pm t$  are seen in this case.)

In the case of only two close states (5) one has  $-t < x < t$ . However, if there will be no disorder at all  $x$  will vary within  $-2dt < x < 2dt$ . These two examples show, how to construct the fluctuations of  $V$  which may lead to the smallest values of  $x$ . One should simply arrange a big cluster with anomalously close values of  $V$  at many neighboring sites of the lattice. In 1d the cluster means

a chain of  $q$  consecutive sites with close  $V_n$ ,  $V_i \approx V_{i+1} \approx \dots \approx V_{i+q-1} \approx \bar{V}$ . The Schrödinger equation (2) on a finite segment has  $q$  solutions of the form ( $1 \leq k \leq q$ )

$$\psi_k^q(n) = \sqrt{\frac{2}{q}} \sin\left(\frac{\pi kn}{q+1}\right); \quad 0 < n < q+1, \\ \varepsilon_k = -2t \cos\left(\frac{\pi k}{q+1}\right) + \frac{i}{q} \sum_{m=1}^q V_m + \mathcal{O}(V^2/t). \quad (7)$$

Here  $|V_n - \bar{V}| \ll t$  for all  $1 \leq n \leq q$ . The tail states correspond to  $k = 1$ . For  $q = 2$ ,  $k = 1$  and  $|V_1 - V_2| \ll t$  the eq. (7) reduces to the eq. (5). The solutions with  $k > 1$  are also extended, but they have large  $Re\varepsilon$ . Therefore,  $\psi_k$  with  $k > 1$  at given  $\varepsilon$  are statistically insufficient (except for the highest state with  $k = q$ ). Taking into account the mixing with sites 0 and  $q+1$  may be done perturbatively. However, now the correction to energy due to the  $V_{0(q+1)}$  is pure imaginary in any order of perturbation theory. The only corrections to the real part of energy described by the eq. (7) comes from  $V_n$  with  $1 \leq n \leq q$ .

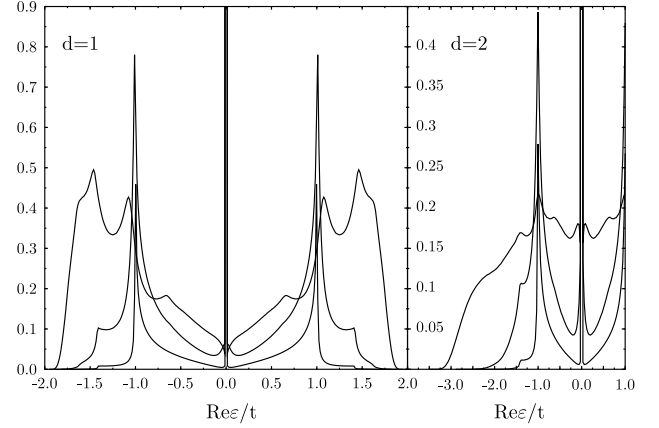


FIG. 1. The distribution function  $P(Re\varepsilon)$  for one and two spatial dimensions. From top to bottom  $w/t = 4, 16, 64$  for  $d = 1$  and  $w/t = 8, 32, 128$  for  $d = 2$ . Due to the symmetry  $P(x) = P(-x)$  only a part of positive  $x$  region is shown for  $d = 2$ .  $\delta$ -function at  $x = 0$ ,  $(x \pm t)^{-1/2}$  singularity and the jump at  $x = \pm\sqrt{2}t$  are seen at large  $w/t$  for both  $d = 1, 2$ .

The most interesting in the eq. (7) is that while looking for the state with small  $Re\varepsilon$  we have got in addition the smooth eigenfunction extended over the large ( $q \gg 1$ ) number of lattice sites. (We prefer not to call our states delocalized since the localization length  $\xi$  is usually defined via the exponent governing the decay of the tail of wave function and in our case  $\xi \ll 1$ .)

On the fig. 2 we have shown the example of a rare extended wave function for the 1d model with  $w/t = 10$ . We have found only one such "delocalized" eigenmode among  $\sim 2 \times 10^9$  ( $6 \times 10^7$  realizations of the random potential on the sample having length  $l = 30$  lattice sites). The size of the cluster is  $q = 11$  and  $Re\varepsilon = -1.886$ . Another quantity, which may characterize the number of

components of the wave function is the participation ratio  $p = (\sum |\psi(i)|^2)^2 / \sum |\psi(i)|^4$ . For the function shown on the fig. 2  $p = 7.62$ , which is consistent with  $p = 2q/3$ , following from the eq. (7).

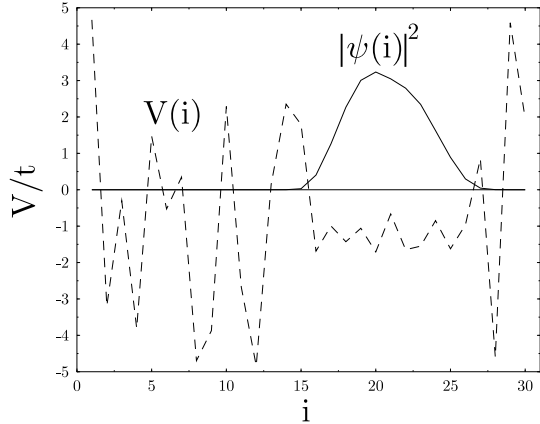


FIG. 2. The example of rare fluctuation of the potential  $V(i)$  (dashed) for  $w/t = 10$ , giving rise to the extended state. Solid line is the  $|\psi(i)|^2$ , arbitrary units. The probability to find such fluctuation is  $P \sim 10^{-9}$ .

We devote the rest of the paper to the estimation of the probability to find the extended tail states.

For any  $q$  the real part of energy described by the eq. (7) is bounded from below. In particular for large  $q$

$$\min Re\varepsilon = \varepsilon_0^{(q)} \approx -2t + t\pi^2/q^2. \quad (8)$$

In the more realistic case the real part of energy is given by the second order formula

$$\varepsilon(V)^{(q)} = \varepsilon_0^{(q)} + \sum_{n=2}^q \frac{\langle 1|\hat{V}|n\rangle\langle n|\hat{V}|1\rangle}{\varepsilon_n - \varepsilon_1}. \quad (9)$$

Here the summation goes over the states on the cluster (chain of the length  $q$ ) described by the eq. (7).  $\hat{V}$  is the real potential eq. (2). The probability to find such cluster in the leading order may be found by simple counting of the number of independent variables  $V_n$  entering the eq. (9). This gives

$$P^{(q)} \sim \int \delta(\varepsilon(V)^{(q)} - x) \prod_{i=1}^q \frac{dV_i}{w} \sim \left[ \frac{t(x - \varepsilon_0^{(q)})}{w^2} \right]^{\frac{q}{2}}. \quad (10)$$

Here  $q \gg 1$ . More precisely  $P^{(q)} \sim (x - \varepsilon_0^{(q)})^{(q-3)/2}$ , which gives the rainbow singularity (6) at  $x = -t$  and a finite jump of  $P(x)$  at  $x = -\sqrt{2}t$ . For given  $x$  the  $P^{(q)}(x)$  (10) reaches maximum at  $q$  equal to

$$q = \pi \sqrt{\frac{t}{x - \varepsilon_0}}, \quad x - \varepsilon_0^{(q)} = \frac{2(x - \varepsilon_0)}{\ln(w^2/t(\varepsilon - \varepsilon_0))}, \quad (11)$$

where  $\varepsilon_0 = \varepsilon_0^{(q=\infty)} = -2t$ . The resulting probability to find the eigenstate, given by this largest  $P^{(q)}$ , reads

$$P(x) \sim \left( \frac{\text{const} \times w^2}{t(x - \varepsilon_0)} \right)^{-\frac{\pi}{2} \sqrt{\frac{t}{x - \varepsilon_0}}}. \quad (12)$$

Here we keep only the leading contributions and the argument of the exponent in the r.h.s. is found with only  $\sim 1/\ln(w/t)$  accuracy. In  $2d$  in order to get the anomalously small  $Re\varepsilon$  one should have occasionally close values of  $V_i$  within the large circle (radius  $r = \sqrt{q/\pi}$ ). The analog of the eq. (8) now became

$$\varepsilon_0^{(q)} = -4t + \pi j_0^2 t/q, \quad (13)$$

where  $j_0 \approx 2.4048$  is the first node of the Bessel function  $J_0(x)$ . Since we are in the strong coupling regime, eq. (10) is valid for any number of spatial dimensions. However, due to the another  $q$ -dependence of  $\varepsilon_0^{(q)}$  (13) the probability now has the form ( $\varepsilon_0 = -4t$ )

$$P(x) \sim \left( \frac{\text{const} \times w^2}{t(x - \varepsilon_0)} \right)^{-\frac{\pi j_0^2}{2} \frac{t}{x - \varepsilon_0}}. \quad (14)$$

In general for arbitrary  $d$  we expect ( $\varepsilon_0 = -2dt$ )

$$\ln(P(x)) \sim -\ln\left(\frac{w^2}{t(x - \varepsilon_0)}\right) \times \left(\frac{t}{x - \varepsilon_0}\right)^{d/2}. \quad (15)$$

On the figs. 3 and 4 we have plotted the  $\ln(P(x))$  for  $d = 1, 2$ , found numerically for few values of  $w$ , as a function of scaling variable  $\chi = (t/(x - \varepsilon_0))^{d/2}$ . The agreement between the experiment and the theoretical formulas (12) and (14) (found with only  $1/\ln$  accuracy!) for large  $w/t$  is rather appreciable.

To conclude, we have considered the extended states in the strong coupling limit of the non-Hermitean Hamiltonian with random imaginary potential. Unlike it is in the case of Hermitean quantum mechanics, only the extended states survive close to the border of spectrum (may have anomalously small (large)  $Re(\varepsilon)$ ). These extended states appear due to the rare fluctuations of the random potential, where the values of  $V$  inside some sufficiently large area turns out to be close. To the best of our knowledge, this is the first consideration of the instanton-like effect, where the most important large fluctuation of the field ( $V$ ) is not found by the solution of any equation of motion. In the strong coupling limit the real part of energy appears only non-perturbatively. This leads to a special form of the density of states with various sharp features. This singular behavior is clearly seen at the histogram representing the results of numerical simulations. Simple analytical expressions were found for the density of states at the tail (and correspondingly for the probability to find the extended states). Even though the formulas were found only with the logarithmic accuracy, the theory agrees well with the results of numerical experiment. Extension of our approach for the case of weak disorder

requires a further investigation. It will be also interesting to find another examples of rare "physical" events described by non-classical instantons.

This work was supported by RFBR, grant 98-02-17905.

- 
- [1] P. W. Anderson, Phys. Rev. **109**, 1492 (1958)
  - [2] V. V. Sokolov and V. G. Zelevinsky, Phys. Lett. **B**, **202**, 10 (1988); F. Haake, *et al.*, Z. Phys. **B**, **88**, 359 (1992); N. Lehmann, *et al.*, Nucl. Phys. **A**, **582**, 223 (1995); Y. V. Fyodorov and H.-J. Sommers, J. Math. Phys., **38**, 1918 (1997).
  - [3] V. Freilikher, M. Pustilnik, and I. Yurkevich, Phys. Rev. Lett. **73**, 810 (1994); Phys. Rev. **B** **50**, 6017 (1994).
  - [4] J. P. Bouchaud and A. Georges, Phys. Rep. **195**, 127 (1990); M. B. Isichenko, Rev. Mod. Phys. **64**, 961 (1992).
  - [5] M. A. Stephanov, Phys. Rev. Lett. **76**, 4472 (1996); M. A. Halasz, J. S. Osborn, and J. J. M. Verbaarschot, Phys. Rev. **D** **56**, 7059 (1997).
  - [6] N. Hatano and D. R. Nelson, Phys. Rev. Lett. **77**, 570 (1996); Phys. Rev. **B** **56**, 8651 (1997)
  - [7] K. B. Efetov, Phys. Rev. Lett. **79**, 491 (1997), *ibid*, Phys. Rev. **B** **56**, 9630 (1997); J. Feinberg, A. Zee, Phys. Rev. **E** **59**, 6433 (1999); *ibid*, Nucl. Phys. **B**, **552**, 599 (1999); P. W. Brouwer, P. G. Silvestrov, and C. W. J. Beenakker, Phys. Rev. **B** **56**, R4333 (1997); R. Janik *et al.*, Acta Physica Polonica **B** **30**, 45 (1999); I. Y. Goldsheid, B. A. Khoruzhenko, Phys. Rev. Lett. **80**, 2897 (1998); E. Brezin, A. Zee, cond-mat/9708029; D. R. Nelson, N. M. Shnerb, Phys. Rev. **E** **58**, 1383 (1998); *ibid*, Phys. Rev. Lett. **80**, 5172 (1998).
  - [8] P. G. Silvestrov, Phys. Rev. **B** **58**, R10111 (1998); Phys. Rev. Lett. **82**, 3140 (1999).
  - [9] N. Hatano, D. R. Nelson, Phys. Rev. **B** **58**, 8384 (1998)
  - [10] A. V. Izyumov and B. D. Simons, Europhys. Lett., **45**, 290 (1999).
  - [11] A. V. Izyumov and B. D. Simons, Phys. Rev. Lett., **83**, 4373 (2000).
  - [12] The more detailed investigation showed that this threshold separates the region of localized wave functions from a very special phase with the solutions demonstrating features of both localized and delocalized modes [8,9].
  - [13] S. F. Edwards Proc. Phys. Soc. London, **85**, 613 (1965).
  - [14] It is however questionable: does the only ground state is important? It is so for the Hatano-Nelson model, where due to this fact all the reach threshold behavior may become physically relevant only for ensemble of many repulsing vortices [8]. For the eqs. (1,2) both the "ground state" energy and wave function are sufficiently complex. This complexity may lead to "exponentially strong" cancellations while averaging over  $V(r)$ .
  - [15] I. M. Lifshitz, Sov. Phys. Usp. **7**, 549 (1965); Adv. Phys. **13**, 483 (1964); Zh. Eksp. Teor. Fiz. **53**, 743 (1967) [Sov. Phys. JETP **26**, 462 (1968)].
  - [16] Our tail states (7) have  $Re\varepsilon > 0$  by construction and numerical simulations show the absence of  $Re\varepsilon < 0$  for sufficient statistics.

- [17] The existence of this states was known to the authors of ref. [11], but neither the form of the wavefunctions, nor the probability to find such rare fluctuations were investigated. In ref. [11] another kind of tail states, having anomalously large (small)  $Im\varepsilon$  were considered.
- [18] The finite fraction of states with  $Re\varepsilon \equiv 0$  is specific for discretizations of the eq. (1) preserving the reflection symmetry of spectrum around the band center [11]. We performed the numerical simulations for the discrete Hamiltonian containing both nearest and next-to-nearest hopping, which has no such symmetry. In this case the spectrum is completely different from our fig. 1, but the density of tail states still is described by the eq. (12).

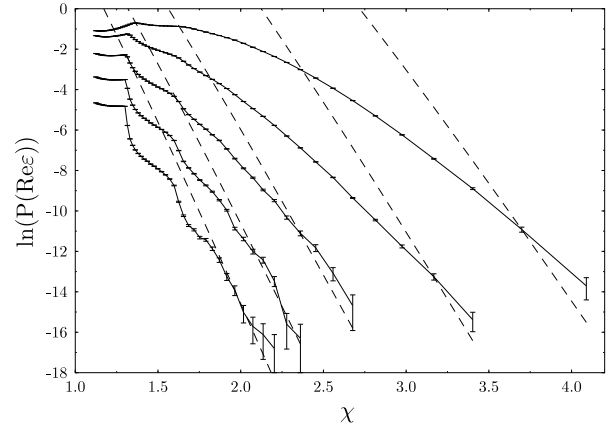


FIG. 3. The logarithm of the density of states  $\ln(P(Re\varepsilon))$  as a function of scaling variable  $\chi = [t/(2t + Re\varepsilon)]^{-1/2}$  for the 1d Hamiltonian (2). From left to right  $w/t = 64, 32, 16, 8, 4$ . Dashed lines are the theoretical prediction of eq. (12) with  $const = 1$  and suitable overall normalization.

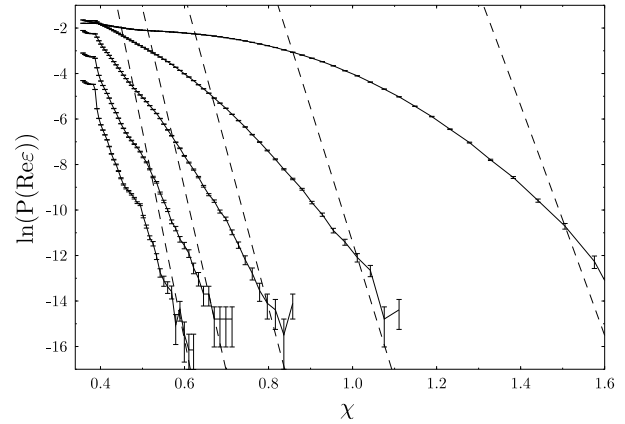


FIG. 4. The same as on the fig. 3, but for 2d. Scaling variable is  $\chi = t/(4t + Re\varepsilon)$ , from left to right  $w/t = 128, 64, 32, 16, 8$ . The theory is given by the eq. (14).