

Decoherence in Nearly-Isolated Quantum Dots

J. A. Folk, S. R. Patel

Department of Physics, Stanford University, Stanford, California 94305

C. M. Marcus

*Department of Physics, Stanford University, Stanford, California 94305 and
Department of Physics, Harvard University, Cambridge, Massachusetts 02138*

C. I. Duruöz and J. S. Harris, Jr.

Department of Electrical Engineering, Stanford University, Stanford, California 94305

Decoherence in weakly coupled *GaAs* quantum dots is investigated using the change in average Coulomb blockade peak height upon breaking time-reversal symmetry. The normalized change in average peak height approaches the predicted universal value of 1/4 at temperatures well below the single-particle level spacing, $T < \Delta$, and is greatly suppressed for $T > \Delta$, suggesting a dephasing time $\tau_\varphi \lesssim \hbar/\Delta$ at elevated temperatures. Results appear inconsistent with existing models of dephasing by electron-electron interactions in zero-dimensional systems.

PACS numbers: 73.23.Hk, 73.20.Fz, 73.50.Gr, 73.23.-b

The study of quantum coherence in small electronic systems has been the subject of intense theoretical and experimental attention in the last few years, largely as a result of two factors. First, in many instances there remain substantial disagreements between theoretical predictions and experimental measurements of the dephasing rate (and particularly its temperature dependence), indicating that low-temperature electronic dephasing may depend on yet unaccounted for mechanisms [1, 2, 3, 4]. Second, the possibility of using electronic devices to store and manipulate quantum information depends critically on preserving quantum coherence in the solid state, which in turn requires a means of controllably decoupling a quantum system from its environment [5, 6]. Controlling decoherence requires first that its sources be understood.

This Letter presents an experimental study of electron decoherence in quantum dots weakly coupled to reservoirs via tunneling point-contact leads. In this nearly-isolated regime, theoretical predictions exist for the temperature dependence of dephasing due to electron-electron (e-e) interactions [4, 7, 8], and—of particular interest for quantum information processing—it is expected that dephasing due to e-e interactions will vanish altogether below a temperature that is parametrically larger than the mean quantum level spacing in the dot, Δ [8, 9, 10]. Here, we introduce a method of measuring dephasing that is applicable to nearly-isolated dots, and find experimentally that dephasing is not consistent with the predicted temperature dependence, including its divergence at low temperatures.

When a dot is connected to reservoirs (labeled 1,2) via weakly-conducting leads, $g_{1,2} < 1$ (in units of e^2/h), transport is dominated by the Coulomb blockade (CB), which suppresses conduction except at specific voltages applied to a nearby gate. The result is a series of evenly-spaced, narrow conduction peaks as the gate voltage is

swept, as seen in Fig. 1. In this regime, the usual techniques for extracting electron decoherence from transport measurements, for instance using weak localization [11, 12], are not applicable. To investigate decoherence in the CB regime, we take advantage of an analog of weak localization that reflects a sensitivity of the spatial statistics of wave functions to the breaking of time-reversal symmetry. As in conventional weak localization, this effect changes the *average* conductance—or in the present context, average CB peak height—upon breaking time-reversal symmetry with a weak magnetic field. Also, like conventional weak localization, it is sensitive to temperature only though its effect on dephasing, making it possible to measure the temperature dependence of dephasing without having to disentangle any explicit temperature dependences.

At low temperatures, CB peaks are not all the same height, reflecting a distribution of tunneling strengths between the quantum modes in the dot and in the leads. When $\Gamma_1, \Gamma_2 \ll kT \ll \Delta$, where $\Gamma_{1(2)} = g_{1(2)}\Delta/2\pi$ are the couplings to the leads, transport occurs via a single eigenstate of the dot. In this case, CB peaks are thermally broadened and have a height $g_o = (\pi/4kT)(\Gamma_1\Gamma_2/(\Gamma_1 + \Gamma_2))$. For chaotic or disordered dots, universal spatial statistics of wave functions allow full distributions of CB peak heights to be calculated for both broken ($B \neq 0$) and unbroken ($B = 0$) time-reversal symmetry [14]. The predicted distributions were confirmed experimentally in Refs. [15, 16]. Although not emphasized in these first papers, it is readily seen that the two distributions have different averages. In particular, introducing a dimensionless peak height $\alpha = (1/\langle\Gamma\rangle)(\Gamma_1\Gamma_2/(\Gamma_1 + \Gamma_2))$ and assuming equivalent leads, $\langle\Gamma_2\rangle = \langle\Gamma_1\rangle \equiv \langle\Gamma\rangle$, one finds $\langle\alpha\rangle_{B=0} = 1/4$ and $\langle\alpha\rangle_{B\neq 0} = 1/3$. The difference in average CB peak heights for the two distributions, normalized by the peak height

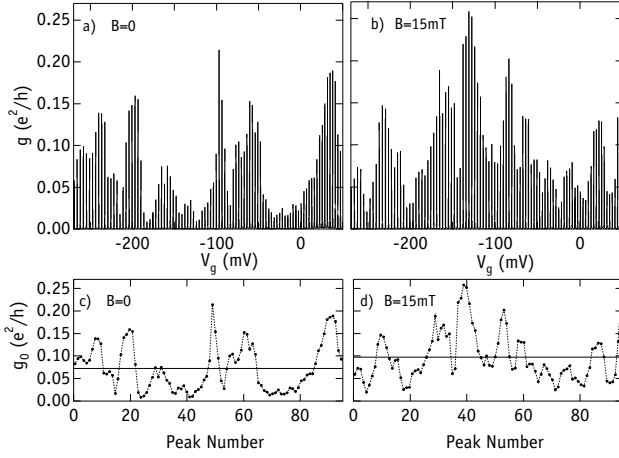


FIG. 1: Coulomb blockade peaks at $T_e = 45 \text{ mK}$, for the $0.7 \mu\text{m}^2$ device at (a) $B = 0$ and (b) $B = 15 \text{ mT}$. Every second peak was measured, as peak-to-peak correlations made measuring each peak inefficient. (c) and (d) show peak heights extracted from (a) and (b) respectively. Horizontal lines show average peak height, indicating suppression of average height at $B = 0$.

at $B \neq 0$,

$$\delta\tilde{g}_o = \delta g_o / \langle g_o \rangle_{B \neq 0} = \frac{\langle g_o \rangle_{B \neq 0} - \langle g_o \rangle_{B=0}}{\langle g_o \rangle_{B \neq 0}}, \quad (1)$$

is then given by $\delta\tilde{g}_o = (\langle \alpha \rangle_{B \neq 0} - \langle \alpha \rangle_{B=0}) / \langle \alpha \rangle_{B \neq 0} = 1/4$. While the peak heights themselves are temperature dependent, this *normalized* difference, $\delta\tilde{g}_o$, is not [17].

The absence of explicit temperature dependence is not limited to the regime $kT \ll \Delta$. As temperature is raised beyond Δ , and even for $kT \gg \Delta$, the normalized difference in averages does not change, i.e., the result $\delta\tilde{g}_o = 1/4$ is not affected by thermal averaging as long as $kT < (E_{th}, E_c)$, where $E_{th} \sim \hbar/\tau_{cross}$ is the Thouless energy (inverse crossing time), and E_c is the charging energy of the dot.

On the other hand, because the change in average peak height upon breaking time-reversal symmetry is a quantum coherence effect, it will be suppressed by dephasing, resulting in $\delta\tilde{g}_o(T) < 1/4$. In principle, it should be possible to determine the temperature-dependent dephasing time $\tau_\varphi(T)$ simply by measuring $\delta\tilde{g}_o$ as a function of temperature (within a universal theory of wave function statistics). Unfortunately, no theory relating $\delta\tilde{g}_o$ and τ_φ has appeared in the literature. Considerable progress can be made nonetheless by comparing $\delta\tilde{g}_o$ in different dots and at different temperatures, particularly when looking for qualitative features such as the predicted vanishing of dephasing at low temperature.

Dephasing in closed dots can be taken as the decay of quasiparticle states of the dot, with decay rate $\gamma(\epsilon) \simeq \hbar/\tau_\varphi$ for a state with energy ϵ above the Fermi energy. (We take $\gamma(\epsilon) \sim \gamma(3.5 kT)$ when discussing temperature dependence.) For isolated quantum dots, the quasiparticle decay rate due to electron-electron interac-

Area (μm^2)	Δ (μeV)	N	E_{th} (μeV)	E_c (μeV)	ϵ^{**} (μeV)
0.25	28	400	250	400	75
0.7	10	1400	150	290	32
3	2.4	6000	75	110	10
8	0.9	16000	45	65	5

TABLE I: Device parameters for the four quantum dots measured: dot area, A , assuming 100 nm depletion at edges; mean spacing of spin-degenerate levels, $\Delta = 2\pi\hbar^2/m^*A$, where m^* is the effective mass; number of electrons in the dot, $N \sim nA$, where $n = 2 \times 10^{11} \text{ cm}^{-2}$ is the 2DEG density; Thouless energy, E_{th} ; charging energy E_c ; and energy ϵ^{**} below which dephasing times due to e-e interactions are predicted to diverge (see text).

tions is given by

$$\gamma(\epsilon) \propto \Delta(\epsilon/E_{th})^2 \quad (2)$$

[4, 7]. For a 2D ballistic dot (applicable in the present experiment) we take $E_{th} \sim \Delta N^{1/2}$, where $N \gg 1$ is the number of electrons in the dot. Because $\Delta \propto 1/N$, the expected value for $\gamma(\epsilon) \propto \epsilon^2$ is independent of device size. Numerical prefactors in Eq. (2) will depend on device parameters (ballistic or diffusive, high or low temperature) and can be large, with significant disagreement in the literature [4, 7]. For sufficiently low energy, $\epsilon < \Delta N^{1/4}$, Eq. (2) is no longer applicable, and dephasing due to electron-electron interactions is strongly inhibited. In the absence of other dephasing mechanisms, $\gamma(\epsilon)$ is expected to vanish for $\epsilon < \epsilon^{**} = \Delta N^{1/4} \sqrt{2/\ln(N)}$ [8, 9, 10].

Previous experiments investigating quasiparticle decay in nearly-isolated quantum dots have mostly focussed on relaxation of excited states and have generally found quantitative agreement with the picture leading to Eq. (2), identifying a transition from a discrete to a continuous level spectrum at $\epsilon > E_{th}$ [18, 19, 20]. To our knowledge, the only experiment that has addressed decoherence near the ground state in a nearly-isolated dot (i.e., at low bias, $eV_{bias} < \Delta$) are the measurements of Yacoby *et al.* of interference in an Aharonov-Bohm ring with a nearly-isolated dot ($N \sim 200$; $\Delta \sim 40 \mu\text{eV}$) in one arm [21]. Because interference around the ring was observed, the authors inferred a value $\tau_\varphi > 10 \text{ ns}$ by assuming that the electron coherence time must be no shorter than the dwell time of electrons in the dot. This range for τ_φ is somewhat longer than the values measured in open quantum dots using ballistic weak localization [3], suggesting that some enhancement of τ_φ due to confinement may be occurring in the Yacoby experiment. However, since the Yacoby experiment is of a rather different sort than weak-localization measurements, a direct comparison of values obtained in the two experiments may not be appropriate.

We report measurements for four quantum dots with different areas, formed in a two-dimensional electron gas (2DEG) defined using Cr-Au lateral depletion gates on the surface of a $\text{GaAs}/\text{AlGaAs}$ heterostructure (see Ta-

ble I). All dots were made from the same wafer, which has the hetero-interface 90nm below the surface and a delta doping layer 40nm from the hetero-interface. Gate voltages were used to change the dot shape and transmissions of the leads. The electron density $\sim 2.0 \times 10^{11} \text{ cm}^{-2}$ and bulk mobility $\sim 1.4 \times 10^5 \text{ cm}^2/\text{Vs}$ yield a transport mean free path $\sim 1.5 \mu\text{m}^2$, larger than or comparable to the lithographic dimensions of the dots, making transport predominantly ballistic within the devices. Measurements were performed in a dilution refrigerator with base mixing chamber temperature of 25 mK . Electron temperature, T_e , in the reservoirs was measured directly using the width of Coulomb blockade peaks [22], indicating $T_e = 45 \text{ mK}$ at base temperature.

Average Coulomb blockade peak height $\langle g_o \rangle$ was obtained by sweeping one of the plunger gate voltages, V_g , over many peaks while simultaneously trimming by a small amount the gate voltages that control lead conductances to maintain a constant average transmission with balanced leads throughout the sweep. This allowed the collection of ~ 50 peaks in the smallest dot, and hundreds of peaks in larger dots (see Fig. 1). Additional statistics were then collected by making small changes to the dot shape using other gates.

Average peak height was measured as a function of perpendicular magnetic field up to fields of several ϕ_0 through the device, and normalized by its average value away from $B = 0$. Figure 2(a) shows that the functional form for the normalized average peak height, $\langle \tilde{g}_o(B) \rangle = \langle g_o(B) \rangle / \langle g_o \rangle_{B \neq 0}$, calculated within random matrix theory [17] agrees well with the experimental values. Note that the average peak height itself, dependent on temperature as well as the average lead transmissions, cannot be inferred from these normalized plots. Values for $\langle \tilde{g}_o(B) \rangle$ were measured at several different point contact transmissions over a range from $\langle g_o \rangle = 0.05$ to 0.3 . Within this range, no difference in $\delta \tilde{g}_o(T_e)$ was observed.

For the two smaller devices ($0.25 \mu\text{m}^2$ and $0.7 \mu\text{m}^2$) at $T_e = 45 \text{ mK}$, $\delta \tilde{g}_o$ was found to be 0.25 within experimental uncertainty as expected for negligible dephasing, $\tau_\varphi \gg \hbar/\Delta$. In the $3 \mu\text{m}^2$ dot, $\delta \tilde{g}_o$ was 0.07 at 45 mK , and in the $8 \mu\text{m}^2$ dot the reduction of the average peak height at $B = 0$ was too small to be observed at 45 mK , suggesting that the dephasing time is much shorter than the inverse level spacing, $\tau_\varphi \ll \hbar/\Delta$, in that device. At higher temperatures, $\delta \tilde{g}_o$ was reduced in all the devices. Figure 3 summarizes the observed values of $\delta \tilde{g}_o$ for all four devices at all temperatures measured.

To allow data for $\delta \tilde{g}_o$ to be used to investigate dephasing rates for closed dots, one would need a theory for $\delta \tilde{g}_o(\tau_\varphi)$, analogous to the well-developed theory of weak localization in open mesoscopic systems [11, 12, 13]. We are not aware of any theory that properly accounts for the effects of decoherence on wave function statistics which would allow τ_φ to be extracted from measured values of $\delta \tilde{g}_o$. We are able to make substantial progress, however, by assuming only that \tilde{g}_o depends on dephasing (and hence temperature) through the dimensionless quantity

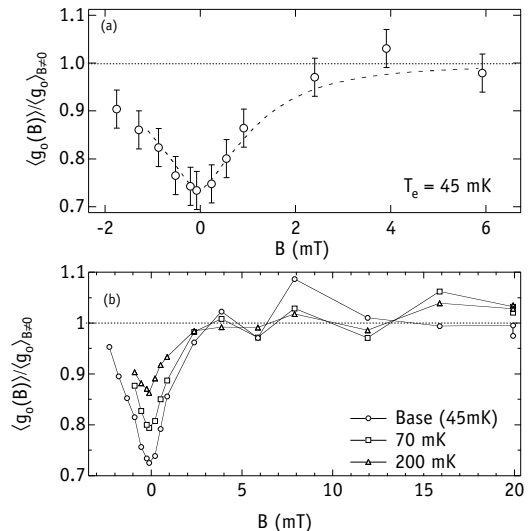


FIG. 2: (a) Average peak height as a function of perpendicular magnetic field, normalized by the average value away from $B = 0$, for the $0.7 \mu\text{m}^2$ dot at $T_e = 45 \text{ mK}$. Dashed curve shows theoretical form [17], scaled in width. (b) Normalized average peak height as a function of perpendicular field, B , for several temperatures, T_e . Note that the change in average peak height at $B = 0$ is suppressed at higher temperatures.

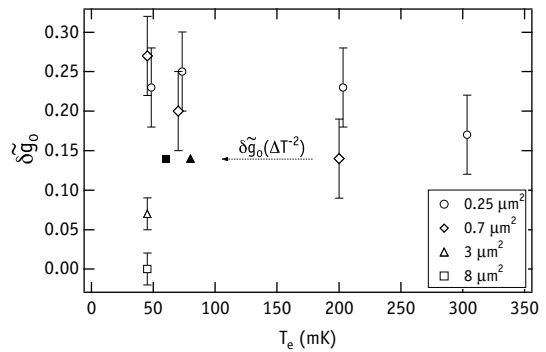


FIG. 3: Normalized suppression of average peak height, $\delta \tilde{g}_o$ for the four devices at various temperatures (open markers). Also shown are the values for $\delta \tilde{g}_o$ expected for the 3 and $8 \mu\text{m}^2$ devices based on a $\tau_\varphi \propto T^{-2}$ dependence and the value of $\delta \tilde{g}_o$ for the $0.7 \mu\text{m}^2$ device (solid markers).

$\gamma_\varphi = 2\pi\hbar/\tau_\varphi\Delta$, and that $\delta \tilde{g}_o = \delta \tilde{g}_o(\gamma_\varphi)$ is a monotonic function that ranges between $\delta \tilde{g}_o = 1/4$ for $\gamma_\varphi \ll 1$, and $\delta \tilde{g}_o = 0$ for $\gamma_\varphi \gg 1$.

Under these assumptions, we first consider whether our data are consistent with the $\tau_\varphi \propto T^{-2}$ dependence of Eq. (2). For the $0.7 \mu\text{m}^2$ dot at 200 mK , $\delta \tilde{g}_o = 0.14$. Using the assumption that $\delta \tilde{g}_o$ depends only on γ_φ , a T^{-2} dependence of τ_φ would imply that $\delta \tilde{g}_o$ should also be 0.14 in the $3 \mu\text{m}^2$ dot at 100 mK , and in the $8 \mu\text{m}^2$ dot at 60 mK (see Fig. 3). Instead, we observe that even at significantly lower temperatures ($T_e = 45 \text{ mK}$) $\delta \tilde{g}_o$ is only 0.07 in the $3 \mu\text{m}^2$ dot and unmeasurable in the $8 \mu\text{m}^2$ dot.

The discrepancy between observed and expected scal-

ing, assuming a T^{-2} dependence of τ_φ , cannot be accounted for by proposing that the smaller (0.25 and $0.7\mu\text{m}^2$) dots are in the regime $\epsilon < \Delta N^{1/4}$, and hence their dephasing times are enhanced compared to Eq. (2). In fact, as seen in Table 1 the presumably relevant ratios kT/ϵ^{**} , are similar for a $0.7\mu\text{m}^2$ device at 200mK ($kT = 18\mu\text{eV}$) and a $3\mu\text{m}^2$ device at 45mK ($kT = 4\mu\text{eV}$), so their enhancements over Eq. (2) should be expected to be comparable.

The observed temperature dependence does appear consistent with dephasing times that have been measured previously in *open GaAs* quantum dots. Those experiments found a temperature dependence of τ_φ closer to T^{-1} than to the expected T^{-2} for temperatures up to $T_e \sim 400\text{mK}$, with some saturation below 100mK . Using the experimental values for $\tau_\varphi(T)$ from Ref. [3], we would expect that compared to the $0.7\mu\text{m}^2$ device at 200mK , γ_φ would be slightly smaller for the $0.25\mu\text{m}^2$ device at 300mK , a factor of ~ 2 larger for the $3\mu\text{m}^2$ device at 45mK , and a factor of 4 larger for the $8\mu\text{m}^2$ device at 45mK . These are consistent with the observed values of $\delta\tilde{g}_o$ for those devices at the respective temperatures.

Quantitative comparison of our observed dephasing times to the values observed in open dots requires an additional assumption: that the crossover from $\delta\tilde{g}_o \sim 0$ to $\delta\tilde{g}_o \sim 0.25$ occurs for $\gamma_\varphi \sim 1$. Ref. [3] reports $\tau_\varphi \simeq 3\text{ns}$ at 45mK , which for the $3\mu\text{m}^2$ dot gives $\gamma_\varphi \sim 0.8$. One would therefore expect to find $\delta\tilde{g}_o$ in the crossover

regime, consistent with our observed value $\delta\tilde{g}_o = 0.07$. At 200mK the experimental value for open dots $\tau_\varphi \simeq 0.8\text{ns}$ [3], which gives $\gamma_\varphi \sim 0.5$ for the $0.7\mu\text{m}^2$ device. We find $\delta\tilde{g}_o = 0.14$, again consistent with open dot dephasing times.

One explanation for our results is that electron-electron interactions are not the primary dephasing mechanism in our system. Several other possibilities have been proposed, including external radiation [2, 23], two-level systems [24], and nuclear spins [25]. This would explain why the dephasing times we observe are inconsistent with the theoretical predictions for electron-electron dephasing in closed dots, and consistent with previous measurements of dephasing times in open dots using similar lithography on the same heterostructure.

In conclusion, we have used the change in average Coulomb blockade peak height to investigate dephasing times in nearly-isolated quantum dots. Our measurements have shown that τ_φ cannot be described by the predicted T^{-2} dependence, and do not show enhanced coherence for quasiparticle states with low energy. These measurements appear consistent with dephasing times in open ballistic quantum dots.

We acknowledge valuable discussions with I. Aleiner, Y. Alhassid, B. Altshuler, and P. Brouwer. This work was supported in part by the ARO under 341-6091-1-MOD 1 and DAAD19-99-1-0252. JAF acknowledges partial support from the DoD.

-
- [1] P. Mohanty, E. M. Q. Jariwala, and R. A. Webb, Phys. Rev. Lett. **78**, 3366 (1997).
 - [2] B. L. Altshuler, M. E. Gershenson, and I. L. Aleiner, Physica E **3**, 58 (1998); M.E. Gershenson, Ann. Phys. **8**, 559, (1999).
 - [3] A. G. Huibers *et al.*, Phys. Rev. Lett. **81**, 200 (1998); A. G. Huibers *et al.*, Phys. Rev. Lett. **83**, 5090 (1999).
 - [4] U. Sivan, Y. Imry, and A. G. Aronov, Europhys. Lett. **28**, 115 (1994).
 - [5] D. Loss and D. P. DiVincenzo, Phys. Rev. A **57**, 120 (1998).
 - [6] G. Burkard, D. Loss, and D. P. DiVincenzo, Phys. Rev. B **59**, 2070 (1999).
 - [7] Ya. M. Blanter, Phys. Rev. B **54**, 12807 (1996).
 - [8] B. L. Altshuler, Y. Gefen, A. Kamenev, and L. S. Levitov, Phys. Rev. Lett. **78**, 2803 (1997).
 - [9] P. G. Silvestrov, Phys. Rev. Lett. **79**, 3994 (1997).
 - [10] X. Leyronas, J. Tworzydło, and C. W. J. Beenakker, Phys. Rev. Lett. **82**, 4894 (1999).
 - [11] B. L. Altshuler and A. G. Aronov, in *Electron-Electron Interaction in Disordered Systems*, eds. A. L. Efros and M. Pollak (Elsevier, Amsterdam, 1985).
 - [12] G. Bergmann, Physics Reports **107**, 1 (1984).
 - [13] P. W. Brouwer and C. W. J. Beenakker, Phys. Rev. B **55**, 4695 (1997).
 - [14] R. A. Jalabert, A. D. Stone, and Y. Alhassid, Phys. Rev. Lett. **68**, 3468 (1992).
 - [15] A. M. Chang *et al.*, Phys. Rev. Lett. **76**, 1695 (1996).
 - [16] J. A. Folk *et al.*, Phys. Rev. Lett. **76**, 1699 (1996).
 - [17] Y. Alhassid, Phys. Rev. B **58**, 13383 (1998).
 - [18] U. Sivan *et al.*, Europhys. Lett. **25**, 605 (1994).
 - [19] D. C. Ralph, C. T. Black, and M. Tinkham, Phys. Rev. Lett., **78**, 4087 (1997).
 - [20] D. Davidović and M. Tinkham, Phys. Rev. Lett. **83**, 1644 (1999).
 - [21] A. Yacoby, M. Heiblum, D. Mahalu, and H. Shtrikman, Phys. Rev. Lett. **74**, 4047 (1995).
 - [22] L. P. Kouwenhoven *et al.*, in *Mesoscopic Electron Transport*, edited by L. L. Sohn, L. P. Kouwenhoven, and G. Schön (Kluwer, Dordrecht, 1997).
 - [23] M. G. Vavilov and I. L. Aleiner, Phys. Rev. B **60**, 16311 (1999).
 - [24] Y. Imry, H. Yukuyama, and P. Schwab, Europhys. Lett. **47**, 608 (1999); A. Zawadowski, J. vonDelft, and D. C. Ralph, Phys. Rev. Lett. **83**, 2632 (1999).
 - [25] A. M. Dyugaev, I. D. Vagner, and P. Wyder, preprint (cond-mat/0005005), 2000.