

Critical Temperature of Ferromagnetic Transition in Three-Dimensional Double-Exchange Models

Yukitoshi MOTOME and Nobuo FURUKAWA¹

Institute of Materials Science, University of Tsukuba, Tsukuba, Ibaraki 305-0006

¹*Department of Physics, Aoyama Gakuin University, Setagaya, Tokyo 157-8572*

(Received)

Ferromagnetic transition in three-dimensional double-exchange models is studied by Monte Carlo method. Critical temperature T_c is precisely determined by the finite-size scaling analysis. Strong spin fluctuations in this itinerant system significantly reduce T_c from mean-field estimates. Obtained values of T_c quantitatively agree with experiments for $\text{La}_{1-x}\text{Sr}_x\text{MnO}_3$ which is a typical perovskite manganite showing the colossal magnetoresistance. This indicates that the double-exchange mechanism alone is sufficient to explain the ferromagnetic transition in this material. Critical exponents are also discussed.

KEYWORDS: double-exchange model, colossal magnetoresistance manganites, ferromagnetic transition, critical temperature, finite-size scaling, Monte Carlo method

Colossal magnetoresistance near ferromagnetic transition has attracted much attention to strong interplay between transport and magnetism in perovskite manganese oxides.^{1,2)} This feature has been attributed to the double-exchange (DE) mechanism³⁾ in the Hamiltonian

$$\mathcal{H} = - \sum_{ij,\sigma} t_{ij}(c_{i\sigma}^\dagger c_{j\sigma} + \text{h.c.}) - J_H \sum_i \boldsymbol{\sigma}_i \cdot \mathbf{S}_i, \quad (1)$$

where J_H is the Hund's-rule coupling between itinerant e_g electrons and localized t_{2g} moments.

Recently this simple DE scenario has been reexamined from the viewpoint whether the model (1) quantitatively describes the thermodynamics in the typical material $\text{La}_{1-x}\text{Sr}_x\text{MnO}_3$ (LSMO), or other mechanism is indispensable. Based on mean-field (MF) type arguments, Millis *et al.*⁴⁾ claimed that the DE mechanism alone is insufficient to reproduce experiments. Particularly, their estimate for the critical temperature T_c is an order of magnitude higher than the experimental result. On the other hand, the validity of the DE scenario has been claimed by the dynamical mean-field (DMF) studies.²⁾ Magnetism as well as transport and optical properties in this compound are well reproduced by the model (1).

The DMF method includes dynamical fluctuations which are completely neglected in the MF study. DMF results suggest the importance of the fluctuations in this itinerant system. At the same time, DMF method is not sufficient enough since it takes into account only local fluctuations. In order to settle the controversy whether the DE mechanism alone explains the thermodynamics of LSMO, it is necessary to make calculations which include fluctuation effects in a complete manner.

A numerical study is one of the promising candidates which can include the fluctuation effects properly. Many surveys based on Monte Carlo (MC) method have been performed. However, their results are scattered due to the finite-size effects. Table I summarizes the values of

T_c by the MC studies as well as by other approximations. MC calculations are performed for the system on finite-size clusters. In order to discuss critical phenomena, it is necessary to apply the finite-size scaling analysis. However, such a systematic study has not been performed so far since it has been difficult to study large-size clusters in three dimensions (3D) due to a rapid increase of the cpu time with the system size.

Table I. The critical temperature T_c of ferromagnetic transition in the DE model (1) estimated by various methods. (MF: mean-field approximation, HTE: high-temperature expansion, DMF: dynamical mean-field theory, MC: Monte Carlo calculation) The results are for $x = 0.5$ and $J_H = \infty$ except for the cases with notes. Errors in the last digit are shown in the parenthesis. W is the half bandwidth of noninteracting electrons. The third column is T_c when W is taken as 1eV. The experimental result (EXP) is also denoted for comparison. See the text for details.

method	T_c/W	T_c (K)	Ref.
MF	0.3 ^a	3500 ^a	4)
HTE	0.027	310	5)
DMF	0.0809(3) 0.0714(1) ^b	942(4) 831(1) ^b	6)
MC	0.018(1)	210(10)	7)
MC	0.0313(8)	364(9)	8)
MC	0.0208	242	9)
MC	0.037(3) ^c	430(40) ^c	present work
	0.0362(8) ^d	422(9) ^d	
	0.022(3) ^{b,c}	260(40) ^{b,c}	
	0.0210(7) ^{b,d}	245(8) ^{b,d}	
EXP		369 ^e	10)

a. $x = 0.3$ and $J_H = \infty$, b. $x = 0.5$ and $J_H = 4W$

c. without assumption for the exponent β

d. with assumption $\beta = 0.365$

e. $x = 0.3$

In this work we investigate the ferromagnetic transition in the model (1) by the finite-size scaling analysis on MC results. A new MC algorithm¹¹⁾ is applied to reduce the cpu time remarkably, which enables us to study

larger-size clusters than ever. Our results elucidate effects of thermal and spatial fluctuations quantitatively. The obtained T_c quantitatively explains experiments in LSMO. Critical exponents are also examined in comparison with experiments.

The model (1) is studied with a classical treatment of the localized moments \mathbf{S}_i , as in other surveys listed in Table I. Then the fermion Hamiltonian defined for a given configurations of $\{\mathbf{S}_i\}$ becomes quadratic in the fermion operators and can be diagonalized with the matrix size proportional to the system size. Configurations of $\{\mathbf{S}_i\}$ are stochastically sampled in a MC fashion. The bottleneck of the standard MC technique⁷⁾ is the cost of the cpu time to diagonalize the fermion Hamiltonian in each MC sample. It costs the cpu time of the order of N^3 where N is the system size. We apply a new algorithm¹¹⁾ which replaces the exact diagonalization by the moment expansion of the density of states.^{12,13)} Calculations of the moments can be easily performed on parallel computers. The cpu time is reduced to the order of $(N^2 \log N)/N_{\text{PE}}$ where N_{PE} is the number of nodes in the parallel calculation. For details of the method, readers are referred to Ref. 11 by the authors.

We consider the hopping t only between nearest neighbor sites. In the following we study the ferromagnetic transition for two parameters; $J_H = \infty$ and $4W$, where W is the half bandwidth of noninteracting electrons ($W = 6t$ in 3D). For the case of $J_H = \infty$, component of conduction electrons with spins antiparallel to localized moments are projected out, and therefore the model (1) simply takes the spinless form of $\mathcal{H} = -\sum_{ij} \tilde{t}_{ij} (c_i^\dagger c_j + \text{h.c.})$, where $\tilde{t}_{ij} = t_{ij} [\cos(\theta_i/2) \cos(\theta_j/2) + \sin(\theta_i/2) \sin(\theta_j/2) e^{i(\phi_j - \phi_i)}]$.¹⁴⁾ The matrix dimension of the Hamiltonian is halved and the cpu time is reduced. Moreover the moment expansion converges rapidly due to the simple band structure. In the following calculations, we perform the moment expansion up to the order of $M = 20$ for $J_H = \infty$ and $M = 40$ for $J_H = 4W$ in order to give enough precision for the MC updates.¹¹⁾ For both values of J_H , we control the chemical potential so that the electron density $x = \langle \sum_{i\sigma} c_{i\sigma}^\dagger c_{j\sigma} \rangle$ becomes 0.5. Here the bracket denotes the thermal average for the grand canonical ensemble. The critical temperature T_c in the model (1) is known to have a maximum at $x \simeq 0.5$. The closed-shell condition is necessary to obtain a full polarization in the ground state ($T = 0$). We choose the system size $N = N_x \times N_y \times N_z$ as $4 \times 4 \times 4$, $6 \times 6 \times 4$, $6 \times 6 \times 8$ and $8 \times 8 \times 8$ under the periodic boundary conditions for the x and y directions and the anti-periodic boundary condition for the z direction. We have typically run 10,000 MC samplings for measurements after 1,000 MC steps for thermalization. Measurement is divided into five bins to estimate the statistical error by the variance among the bins.

We determine the critical temperature T_c by two quantities. One is the Binder parameter¹⁵⁾ defined by

$$g = 1 - \langle \mathbf{q}^4 \rangle / 3 \langle \mathbf{q}^2 \rangle^2, \quad (2)$$

where \mathbf{q} is the order parameter which is taken as $\sum_i \mathbf{S}_i$ in this case. For $T > T_c$ ($T < T_c$), the Binder parameter

decreases (increases) as the system size N increases. Thus T_c is determined by a crossing point of g for various N . The other quantity is the magnetization defined by

$$m = [S(\mathbf{k} = 0)/N]^{1/2}, \quad (3)$$

where the spin structure factor $S(\mathbf{k})$ is given by

$$S(\mathbf{k}) = \sum_{ij} \langle \mathbf{S}_i \mathbf{S}_j \rangle e^{i\mathbf{k} \cdot \mathbf{r}_{ij}} / N. \quad (4)$$

Thermodynamic limit of m is obtained from the system-size extrapolation of $S(0)$.

The case of $J_H = \infty$ is discussed first. Figure 1 shows the Binder parameter for this case. The Binder parameters for different system sizes cross at $T \sim 0.035W$ although it is difficult to determine T_c precisely due to the statistical errorbars.

We next study the magnetization. Figure 2 (a) displays the system-size extrapolation of $S(0)/N$. The data for $T \leq 0.035W$ well scale with $N^{-2/3}$, and are extrapolated to finite values in the limit of $N = \infty$. This scaling is consistent with \mathbf{k}^2 -dependence of the energy cutoff for magnons.¹⁶⁾ The extrapolated values are summarized as the magnetization in Fig. 2 (b). The onset of the finite magnetization m agrees well with the crossing point of the Binder parameter in Fig. 1. The estimate for T_c is $T_c \simeq (0.037 \pm 0.003)W$.

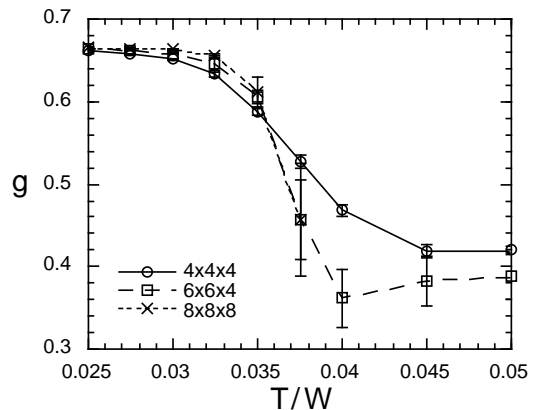


Fig. 1. Binder parameter for $J_H = \infty$. The lines are guides to eye.

To determine the value of T_c precisely, we fit the magnetization data by assuming the scaling law of $m \propto (T_c - T)^\beta$. The value of the exponent β has not been determined so far. At present, our data are insufficient to make estimates for both T_c and β simultaneously within the desired accuracy. Instead we assume the exponent in 3D Heisenberg models $\beta = 0.365$,¹⁷⁾ and determine the value of T_c . The data are well fitted as shown in Fig. 2 (b). The fit gives $T_c = (0.0362 \pm 0.0008)W$.

The assumption on β in the universality class of 3D Heisenberg models is tested by the finite-size scaling analysis. The scaling hypothesis gives the scaling relation for the spin structure factor (4) in the form

$$S(0) = L^{2-\eta} f(L|T - T_c|^\nu), \quad (5)$$

where $L = N^{1/3}$ and f is the scaling function. The

critical exponents are predicted to be $\eta = 0.034$ and $\nu = 0.705$ in this universality class.¹⁷ We plot $S(0)/L^{2-0.034}$ as a function of $L|T-T_c|^{0.705}$ with $T_c = 0.0362W$ in Fig. 3. The data seem to follow a universal function (there are two branches for $T > T_c$ and $T < T_c$) in this temperature range. This is consistent with the assumption of $\beta = 0.365$ in the fit in Fig. 2 (b). Later we will discuss the critical exponents in comparison with experiments.

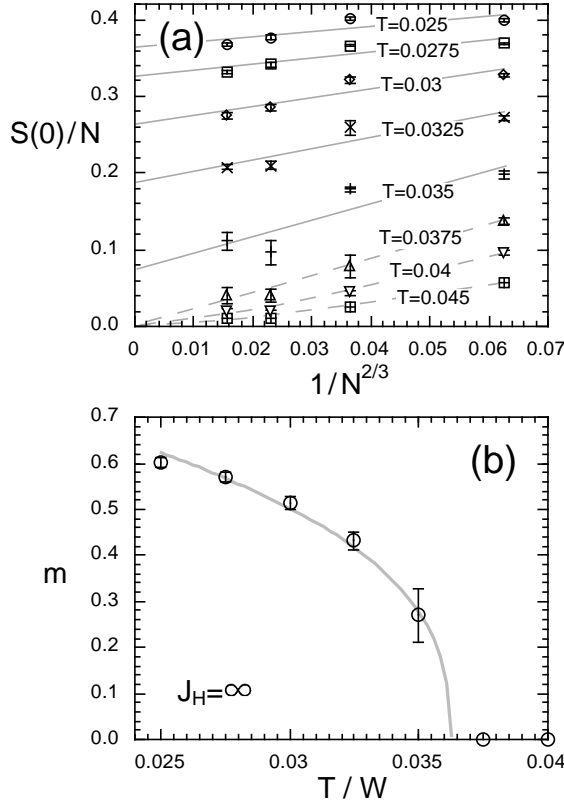


Fig. 2. (a) System-size extrapolation of the spin structure factor and (b) magnetization in the thermodynamic limit for $J_H = \infty$. The curve in the figure is the least-squares-fit to $m \propto (T - T_c)^\beta$. See text for details.

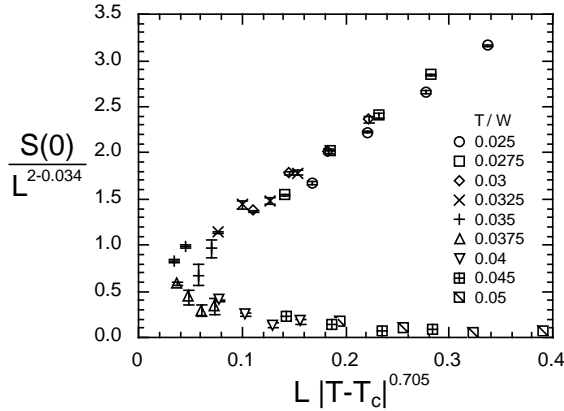


Fig. 3. Finite-size scaling for $J_H = \infty$.

We now turn to the case of $J_H = 4W$. As in the case of $J_H = \infty$, estimate for T_c is obtained more accurately by the magnetization measurement. Figure 4 exhibits (a) the system-size extrapolation of $S(0)/N$ and

(b) the magnetization in the thermodynamic limit. We have $T_c \simeq (0.022 \pm 0.003)W$ from Fig. 4 (b). If we assume the scaling $m \propto (T_c - T)^\beta$ with the 3D Heisenberg exponent $\beta = 0.365$ as in Fig. 2 (b), the fit for $T \leq 0.02W$ gives $T_c = (0.0210 \pm 0.0007)W$ in this case.

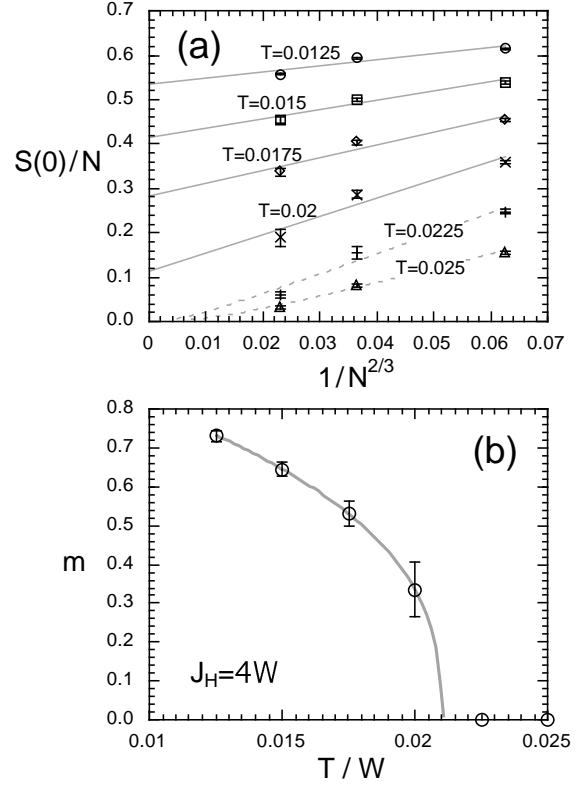


Fig. 4. (a) System-size extrapolation of the spin structure factor and (b) magnetization in the thermodynamic limit for $J_H = 4W$. The curve in the figure is the least-squares-fit to $m \propto (T - T_c)^\beta$. See text for details.

We compare the results of T_c with other theoretical estimates listed in Table I. Our results are an order of magnitude lower than the MF estimates. This elucidates an importance of the strong fluctuations in this system. The MF approximation neglects all the fluctuations, i.e., thermal and spatial ones. The DMF theory gives an intermediate approximation in the sense that it includes only the thermal fluctuation and neglects the spatial one. Comparison among MF, DMF and our MC results clarifies the fluctuation effects quantitatively: The thermal fluctuation significantly suppresses T_c from $0.3W$ to $\sim 0.08W$, and moreover the spatial fluctuation reduces T_c more than by half from $\sim 0.08W$ to $\sim 0.04W$ in the case of $J_H = \infty$. Both fluctuations are important and cannot be neglected to discuss the phase transition.

The previous MC results in Table I considerably deviate from our results. These deviations come from the finite-size effects and the way to determine the transition temperature. T_c has been estimated by the spin correlation between the farthest sites,⁷⁾ the second derivative of the magnetization⁸⁾ and the scaling fit for the data of a finite-size cluster.⁹⁾ In order to discuss the phase transition in the strict sense, these methods are uncontrolled in the absence of the system-size extrapolation.

The values of T_c are compared with experiments in Table I. We here take the half bandwidth W to be 1eV which is typical for 3d transition metal oxides. The bandwidth $W = 1\text{eV}$ is also consistent with band calculations.^{18, 19, 20)} Then our results, $T_c \simeq 430\text{K}$ for $J_H = \infty$ and $T_c \simeq 260\text{K}$ for $J_H = 4W$, agree well with the experimental value of 369K. More quantitative agreement will be obtained by tuning the value of J_H/W and the doping concentration x . We conclude that once the fluctuation effects are seriously taken into account, the DE mechanism gives a quantitative description of the ferromagnetic transition in LSMO as a major origin.

Our results strongly support a view of LSMO at $x = 0.3 \sim 0.4$ as a canonical DE system which has been pointed out by the DMF studies.²⁾ Note that the compound is far from antiferromagnetic/ferromagnetic insulator at $x \lesssim 0.15$ ²¹⁾ and A-type antiferromagnetic metal at $x \gtrsim 0.5$.²²⁾ These instabilities are beyond the scope of the model (1). Detailed comparison between experiments in this compound and theories in the model (1) provides a good starting point to understand not only the above instabilities but physical properties in other related materials. MC study of other physical properties in 3D is for further study.

In our analysis, the universality class of 3D Heisenberg models is assumed. We also analyze the data by assuming the universality class of the mean-field theory, i.e., $\beta = \nu = 0.5$ and $\eta = 0$. In this case, the finite-size scaling plot (5) does not show good convergence compared to Fig. 3. Our data fit better with the 3D Heisenberg exponents compared with the mean-field ones. However, the present data are not precise enough either to confirm the universality class of the DE model as that of the 3D Heisenberg model, or to identify it as a new universality class with similar but different exponents.

Concerning the experiments, values of the critical exponents for LSMO are still controversial. Estimates for β are scattered in the range of $0.3 \lesssim \beta \lesssim 0.5$.^{23, 24, 25, 26, 27)} A recent experiment claims that the estimate for the critical exponent may depend on the range of the critical region assumed for fitting;²⁸⁾ $\beta \simeq 0.5$ is obtained for relatively narrow critical region $(T_c - T)/T_c \lesssim 0.1$ while $\beta \simeq 0.3$ is found for relatively wide critical region $(T_c - T)/T_c \gtrsim 0.2$. In our calculation, data of the magnetization are fitted over the wide range of $(T_c - T)/T_c \lesssim 0.4$. Considering the experimental situation, we cannot exclude the possibility that the results for the exponents in the DE model are modified when the system further approaches to the critical point. Further investigation is required to determine the value of the exponents with precision.

To summarize, we have investigated the ferromagnetic transition in the three-dimensional double-exchange model by Monte Carlo calculations. The new algorithm based on the moment expansion method has been applied to study huge-size clusters. The critical temperature is determined precisely by the finite-size scaling analysis. Comparison with other theoretical surveys elucidates an importance of thermal and spatial fluctuations in this itinerant system quantitatively. The obtained value of the critical temperature agrees well with experiments in

$\text{La}_{1-x}\text{Sr}_x\text{MnO}_3$ at $x = 0.3 \sim 0.4$. The double-exchange mechanism alone is sufficient to reproduce the ferromagnetic transition temperature in this material. The critical exponent in our analysis is consistent with experimental trends although more detailed study is necessary both theoretically and experimentally.

The authors thank H. Nakata for helpful support for developing parallel-processing systems. The computations have been performed mainly using the facilities in AOYAMA+ project (<http://www.phys.aoyama.ac.jp/~aoyama+>). This work is supported by Mombusho Grant-in-Aid for Scientific Research.

-
- [1] A. P. Ramirez: J. Phys.: Condens. Matter **9** (1997) 8171, and references therein.
 - [2] N. Furukawa: in *Physics of Manganites*, edited by T. Kaplan and S. Mahanti (Plenum Publishing, New York, 1999), and references therein.
 - [3] C. Zener: Phys. Rev. **82** (1951) 403.
 - [4] A. J. Millis, P. B. Littlewood and B. I. Shraiman: Phys. Rev. Lett. **74** (1995) 5144.
 - [5] H. Röder, R. R. P. Singh and J. Zang: Phys. Rev. B **56** (1997) 5084.
 - [6] N. Furukawa: J. Phys. Soc. Jpn. **64** (1995) 2754. The values of T_c in Table I are calculated for the density of states in 3D in the thermodynamic limit.
 - [7] S. Yunoki, J. Hu, A. Malvezzi, A. Moreo, N. Furukawa and E. Dagotto: Phys. Rev. Lett. **80** (1998) 845.
 - [8] M. J. Calderón and L. Brey: Phys. Rev. B **58** (1998) 3286.
 - [9] H. Yi, N. H. Hur and J. Yu: Phys. Rev. B **61** (2000) 9501.
 - [10] Y. Tokura, A. Urushibara, Y. Moritomo, T. Arima, A. Asamitsu, G. Kido and N. Furukawa: J. Phys. Soc. Jpn. **63** (1994) 3931.
 - [11] Y. Motome and N. Furukawa: J. Phys. Soc. Jpn. **68** (1999) 3853.
 - [12] L. W. Wang: Phys. Rev. B **49** (1994) 10154.
 - [13] R. N. Silver and H. Röder: Int. J. Mod. Phys. C **5** (1994) 735.
 - [14] P. W. Anderson and H. Hasegawa: Phys. Rev. **100** (1955) 675.
 - [15] K. Binder: Z. Phys. B **43** (1981) 119.
 - [16] N. Furukawa: J. Phys. Soc. Jpn. **65** (1996) 1174.
 - [17] J. C. Le Guillou and J. Zinn-Justin: Phys. Rev. Lett. **39** (1977) 95.
 - [18] N. Hamada, H. Sawada and K. Terakura: in *Proc. 17th Taniguchi International Conference*, edited by A. Fujimori and Y. Tokura (Springer Verlag, Berlin, 1995).
 - [19] W. E. Pickett and D. J. Singh: Phys. Rev. B **55** (1997) 8642.
 - [20] D. A. Papaconstantopoulos and W. E. Pickett: Phys. Rev. B **57** (1998) 12751.
 - [21] A. Urushibara, Y. Moritomo, T. Arima, A. Asamitsu, G. Kido and Y. Tokura: Phys. Rev. B **51** (1995) 14103.
 - [22] T. Akimoto, Y. Maruyama, Y. Moritomo and A. Nakamura: Phys. Rev. B **57** (1998) 5594.
 - [23] R. H. Heffner, L. P. Le, M. F. Hundley, J. J. Neumeier, G. M. Luke, K. Kojima, B. Naomichi, Y. J. Uemura, D. E. MacLaughlin and S-W. Cheong: Phys. Rev. Lett. **77** (1996) 1869.
 - [24] M. C. Martin, G. Shirane, Y. Endoh, K. Hirota, Y. Moritomo and Y. Tokura: Phys. Rev. B **53** (1996) 14285.
 - [25] S. E. Lofland, V. Ray, P. H. Kim, S. M. Bhagat, M. A. Manheimer and S. D. Tyagi: Phys. Rev. B **55** (1997) 2749.
 - [26] K. Ghosh, C. J. Lobb, R. L. Greene, S. G. Karabashev, D. A. Shulyatev, A. A. Arsenov and Y. Mukovskii: Phys. Rev. Lett. **81** (1998) 4740.
 - [27] L. Vasiliiu-Doloc, J. W. Lynn, Y. M. Mukovskii, A. A. Arsenov and D. A. Shulyatev: J. Appl. Phys. **83** (1998) 7342.
 - [28] A. Schwartz, M. Scheffler and S. M. Anlage: Phys. Rev. B **61** (2000) 870. Note that this experiment is for $x = 0.2$.