

Mesoscopic Tunneling Magnetoresistance

Gonzalo Usaj and Harold U. Baranger

Department of Physics, Duke University, Box 90305, Durham, NC 27708-0305, USA
(June 27, 2000)

We study spin-dependent transport through ferromagnet/normal-metal/ferromagnet double tunnel junctions in the mesoscopic Coulomb Blockade regime ($k_B T \ll \Delta$). A general transport equation allows us to calculate the conductance in the absence or presence of spin-orbit interaction and for arbitrary lead magnetizations. The tunneling magnetoresistance (TMR), defined at the Coulomb-blockade conductance peaks, is calculated, and its probability distributions is presented for both the GOE and GSE ensembles.

PACS Numbers: 75.70.Pa, 73.23.Hk, 73.23-b, 73.40.Gk

Spin-polarized electron tunneling has become a very active area of research, motivated by its potential role in new electronic devices [1] as well as by the possibility of observing novel effects [2–5]. In ferromagnet/ferromagnet single tunnel junctions (F-F, separated by an insulating barrier), the subject has been investigated for some time [6] but only recently has it become possible to grow junctions with reproducible characteristics. Their main feature is that the resistance depends on the relative orientation of the magnetization in the ferromagnets. This is characterized by the tunneling magnetoresistance (TMR), defined as the relative change of the resistance when the magnetizations of the two ferromagnets rotate from being parallel (P) to anti-parallel (AP), $(R_{AP} - R_P)/R_P$ where R_P and R_{AP} are the respective resistances. Although issues remain open, the physics of TMR in F-F junctions is qualitatively understood.

A richer variety of effects are observed in ferromagnet/normal-metal/ferromagnet double tunnel junctions (F-N-F) due to the interplay between charge and spin, as well as in completely ferromagnetic double junctions (F-F-F). In this paper we consider F-N-F systems with two ferromagnetic leads separated by a normal-metal grain. If the capacitance C of the grain is such that the thermal energy $k_B T$ is smaller than the charging energy $E_C = e^2/2C$, then the Coulomb blockade (CB) of electron tunneling must be included. Specifically, the conductance shows pronounced peaks as a function of an external gate controlling the electrostatic potential on the grain. How this charging effect modifies the TMR has been the subject of recent experimental [3,4] and theoretical [7–11] work. It was found that the TMR is enhanced in the Coulomb blockade regime by higher-order tunneling processes such as co-tunneling [3,7–9]. On the other hand, the spin accumulation effect responsible for TMR in large F-N-F systems produces an anomalous CB regime where only one spin direction is blocked [12].

To date, however, attention focused on the classical regime of the CB, $\Delta \ll k_B T \ll E_C$ (Δ being the mean level spacing of the grain), where the mesoscopic fluctuations due to the individual levels can be neglected. These fluctuations will become relevant for sufficiently

low temperature or small systems. In such a quantum regime ($k_B T \ll \Delta$), it is well-known that the CB conductance peak height fluctuates strongly as a function of V_g for non-magnetic junctions [13,14]. Therefore, the *mesoscopic tunneling magnetoresistance*, defined as the TMR at the CB peak, should be characterized by a probability density rather than by a single number. In addition, since the conductance at each CB peak depends on the specific properties of a *single* wave function, one can legitimately wonder if it is possible to get information on its spin structure (a very active subject [5,15,16]) from the conductance in non-collinear configurations.

In this paper we study the fluctuations of the TMR at the CB peak in F-N-F systems. In contrast to the classical regime, for $k_B T \ll \Delta$ and small bias there is no spin accumulation in the grain. Although our approach is general, we explicitly consider two extreme cases here, either zero or strong spin-orbit coupling (SO) in the grain. The probability distribution of the TMR is obtained, and for the non-collinear case, we calculate the conductance as a function of the angle between the magnetizations in the two leads. We show that for either SO or non-collinear magnetizations, the usual description in terms of a rate-equation is not possible. A general equation for the conductance valid for both cases is presented.

Figure 1 shows a schematic picture of the system. A normal metal grain is weakly coupled to two ferromagnetic reservoirs by tunnel junctions. The potential of the grain is controlled by a gate voltage V_g (capacitance C_g). We consider the regime $\Gamma \ll k_B T \ll \Delta \ll E_C$, where Γ is the total width of the resonant levels in the dot. In this regime, only a single energy level contributes to the conductance. Because of time-reversal symmetry, each level is doubly degenerate (Kramers doublet). Within a Hartree-Fock treatment of the electron-electron interactions, the transport is described in terms of the self-consistent single electron wave functions. For the resonant doublet, they are represented by the spinors $\Psi_1(\mathbf{r}) = (\phi(\mathbf{r}), \chi(\mathbf{r}))$ and $\Psi_2(\mathbf{r}) = (-\chi^*(\mathbf{r}), \phi^*(\mathbf{r}))$. The *mesoscopic tunneling magnetoresistance* is defined as

$$\eta = \frac{G_P}{G_{AP}} - 1 \quad (1)$$

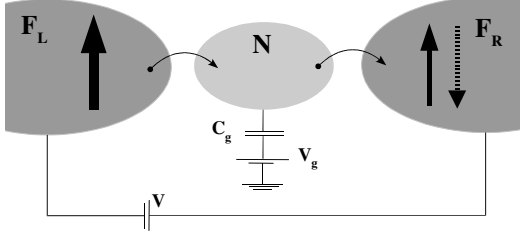


FIG. 1. Schematic picture of the F-N-F double junction. The normal metal grain is coupled to the ferromagnetic leads by tunnel junctions and is small enough for charging effects to be important. When the magnetization of one of the leads is flipped, the conductance changes. The relative change with respect to the parallel configuration defines the TMR.

where $G_{P(AP)}$ is the conductance at the CB peak in the parallel (P) or antiparallel (AP) configuration.

Absence of Spin-Orbit— We first focus on the case of no SO interaction in the grain and collinear magnetizations. Then, the Kramers doublet corresponds to two-fold spin degeneracy, $\chi(\mathbf{r}) \equiv 0$. We assume the Zeeman energy associated with any magnetic field present is much smaller than $k_B T$. Linear-response theory yields for the conductance [17]

$$G = \frac{e^2}{h} \frac{\lambda}{k_B T} \sum_m \frac{\Gamma_m^L \Gamma_m^R}{\Gamma_m^L + \Gamma_m^R} \quad (2)$$

where the sum is over the spin degenerate states and $\lambda = 3 - 2\sqrt{2}$ is a numerical constant that accounts for this degeneracy. The partial width $\Gamma_m^{L(R)}$ due to the tunneling to the left (right) electrode is given by $\Gamma_m^{L(R)} = 2\pi \sum_{\alpha \in L(R)} \rho_\alpha |V_{\alpha m}|^2$ with $V_{\alpha m}$ the tunneling matrix element between the state $|m\rangle$ in the grain and the channels $\alpha = \uparrow, \downarrow$ in the left (right) lead and ρ_α the local density of states (LDOS) of those channels. For point-contact leads, $\Gamma_{1(2)}^{L(R)} = t_{L(R)} |\phi_{L(R)}|^2 \rho_{\uparrow(1)}^{L(R)}$ where $t_{L(R)}$ is a barrier dependent factor and $|\phi_{L(R)}|^2$ is the wave function of the resonant level at the contact point $\mathbf{r}_{L(R)}$. (We assume that the tunneling through the barriers conserves spin.) Notice that the configuration-dependence arises only from ρ_α . Letting D (d) denote the LDOS of the majority (minority) spins, we find

$$\eta = \frac{(D_L - d_L)(D_R - d_R)\gamma_L\gamma_R}{(D_L\gamma_L + D_R\gamma_R)(d_L\gamma_L + d_R\gamma_R)} \quad (3)$$

where $\gamma_{L(R)} = t_{L(R)} |\phi_{L(R)}|^2$.

Since metallic grains are generally irregular in shape, one expects the chaotic nature of the single particle classical dynamics to produce random matrix statistics for the wave functions. Following Jalabert *et al.* [13], we use RMT to describe the fluctuations of $|\phi|^2$: the *Gaussian Orthogonal Ensemble* (GOE) for the Hamiltonian implies the Porter-Thomas distribution, $p(|\phi|^2) \propto$

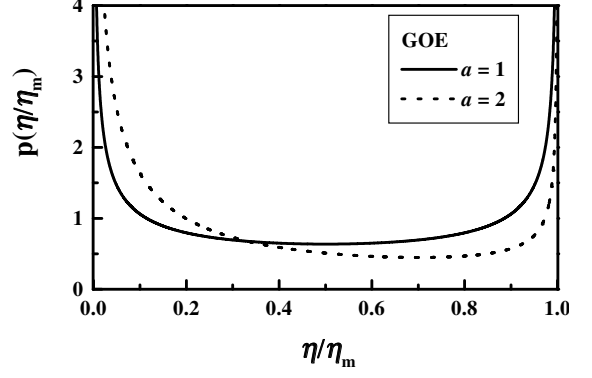


FIG. 2. Distribution of the TMR in the orthogonal case (GOE). The TMR, η , is scaled with its maximum value η_m . The solid line corresponds to $a = 1$ (symmetric barriers and same ferromagnets) and the dotted line to $a = 2$ (an arbitrary case).

$|\phi|^{-1} \exp(-|\phi|^2)$. Assuming the contact points are far apart so that there is no correlation between $|\phi_L|^2$ and $|\phi_R|^2$, we obtain

$$p(\eta) = \frac{a\eta_m}{\pi} \frac{\Theta(\eta_m - \eta)}{\sqrt{\eta_m - \eta} \sqrt{\eta} [\eta_m + \eta(a^2 - 1)]} \quad (4)$$

with

$$a = (\zeta^{1/2} + \zeta^{-1/2}) / (\delta^{1/4} + \delta^{-1/4}), \\ \zeta = t_R \sqrt{D_R d_R} / t_L \sqrt{D_L d_L}, \quad \delta = D_R d_L / D_L d_R, \\ \eta_m = 2P_L P_R / [1 - P_L P_R + (1 - P_L^2)^{1/2} (1 - P_R^2)^{1/2}].$$

Here

$$P_{L(R)} = \frac{D_{L(R)} - d_{L(R)}}{D_{L(R)} + d_{L(R)}} \quad (5)$$

is the spin-polarization at the Fermi energy in the left (right) lead. Actually, since P_i is a property of the “lead + tunnel-barrier”, it can be significantly different from the bulk spin-polarization [18]. Fig. 2 shows the distribution of the TMR for $a = 1$ (symmetric barriers and same ferromagnets) and $a = 2$ (arbitrary asymmetric case).

If the two leads are made from the same material, $P_L = P_R = P$ and $\delta = 1$ so the TMR simplifies to

$$\eta = \frac{P^2}{1 - P^2} \frac{4\gamma_L\gamma_R}{(\gamma_R + \gamma_L)^2}. \quad (6)$$

It is the product of two factors: one depends only on the polarization of the leads while the other only on the properties of the grain. *In this case, the distribution of η is universal in the sense that its functional form does not depend on the properties of the leads.* The parameter $a = (\zeta^{1/2} + \zeta^{-1/2})/2$ appearing in the distribution (4) accounts for the asymmetry of the barriers. We note

that the mesoscopic fluctuations always *reduce* the TMR compared with the value $\eta_m = P^2/(1 - P^2)$ obtained for symmetric barriers in the high temperature regime ($k_B T \gg E_C$).

If the two leads are made from different materials, the maximum value of the TMR, η_m , is reached when $|\phi_L|^2/|\phi_R|^2 = \zeta$. Similarly, the mean value of the TMR, $\langle \eta \rangle = \eta_m/(1 + a)$, is maximum for $\zeta = 1$. Interestingly, this is the same condition that is required in the high temperature regime ($k_B T \gg E_C$) to reach the same maximum value for the TMR [11,19]. However, in that regime, the tunneling barriers must be expressly designed while in the quantum regime there are always fluctuations that satisfy the former condition; indeed, note that the probability of the TMR being close to the maximum value is not small. In this case, then, the mesoscopic fluctuations do lead to larger TMR.

The spin degeneracy considered so far can be removed by applying a magnetic field such that the Zeeman energy exceeds $k_B T$. Then, only one channel contributes to (2); proceeding as before, we find

$$\eta = \frac{\eta_m \gamma_L}{\gamma_L + \gamma_R D_R/D_L} \quad \text{with} \quad \eta_m = \frac{2P_R}{1 - P_R}. \quad (7)$$

Here the resonant level acts as a spin filter rendering the polarization of the left lead irrelevant—the left lead could even be non-magnetic! Results for this case can be obtained from the spin degenerate results by formally taking $d_L \rightarrow 0$. This yields the distribution $p(\eta)$ and the mean value $\langle \eta \rangle = \eta_m(1 + a)^{-1}$, as before. *Note that for $t_R D_R \ll t_L D_L$, the average TMR is much bigger than the symmetric single tunnel-junction result [6]: $\langle \eta \rangle \simeq \eta_m$ compared to $2P_R^2/(1 - P_R^2)$, a factor $(1 + 1/P_R)$ larger. For ferromagnetic leads made of Co ($P = 0.35$) this means an enhancement of 300%. The magnetic field here must, of course, be smaller than the coercive field of the electrode (in the AP configuration), making low temperatures advantageous in observing this effect.*

Spin-Orbit Coupling—SO coupling causes the direction of the spin of a tunneling electron to rotate while in the grain, so that the natural axis of quantization on the left is not the same as on the right. Time-reversal symmetry still applies but now neither component of the spinor $(\phi(\mathbf{r}), \chi(\mathbf{r}))$ vanishes identically. Since the quantization axes for the spins in the leads are *fixed* by the bulk magnetization of the ferromagnets, the electrons tunnel into a superposition of “up” and “down” states. This *coherence* cannot be included in a rate equation such as Eq. (2)—a more general approach is required. Technically, the mixing of the spin channels means that the Γ ’s, which in the general case are matrices $\mathbf{\Gamma}_{nm}^{L(R)} = 2\pi \sum_{\alpha \in L(R)} \rho_\alpha V_{\alpha n}^* V_{\alpha m}$, cannot be diagonalized in the same basis. In the relevant 2×2 subspace $\mathbf{\Gamma}^L$ takes the form

$$\mathbf{\Gamma}^L = t_L \begin{pmatrix} |\phi_L|^2 \rho_\uparrow + |\chi_L|^2 \rho_\downarrow & \chi_L^* \phi_L^* (\rho_\downarrow - \rho_\uparrow) \\ \chi_L \phi_L (\rho_\downarrow - \rho_\uparrow) & |\chi_L|^2 \rho_\uparrow + |\phi_L|^2 \rho_\downarrow \end{pmatrix} \quad (8)$$

and similarly for $\mathbf{\Gamma}^R$. Note that $[\mathbf{\Gamma}^L, \mathbf{\Gamma}^R] \neq 0$ only when *both* leads are ferromagnetic *and* SO coupling is present.

From the Keldysh formalism, the current through an arbitrary system connected to two leads is [20–22]

$$J = \frac{ie}{2h} \int d\varepsilon \text{Tr} \{ (\mathbf{\Gamma}^L - \mathbf{\Gamma}^R) \mathbf{G}^< - i (\mathbf{\Gamma}^L f_L - \mathbf{\Gamma}^R f_R) \mathbf{A} \} \quad (9)$$

where $\mathbf{A} = i(\mathbf{G}^r - \mathbf{G}^a)$ is the spectral function, $\mathbf{G}^{r(a)}$ is the retarded (advanced) many-body Green function of the full system, and $f_{L(R)}$ is the Fermi distribution on the left (right) lead. It is convenient to express $\mathbf{G}^<$ in terms of the operators $\mathbf{I}_{L(R)} \equiv \mathbf{\Gamma}^{L(R)} (\mathbf{G}^< - i f_{L(R)} \mathbf{A})$: $\mathbf{G}^< = (\mathbf{\Gamma}^L + \mathbf{\Gamma}^R)^{-1} (\mathbf{I}_L + \mathbf{I}_R + i(\mathbf{\Gamma}^L f_L + \mathbf{\Gamma}^R f_R) \mathbf{A})$. For elastic transport $(\mathbf{I}_L + \mathbf{I}_R)_{nn} = 0$, so that Eq. (9) becomes

$$J = \frac{e}{h} \int d\varepsilon \text{Tr} \left\{ \mathbf{\Gamma}^R (\mathbf{\Gamma}^L + \mathbf{\Gamma}^R)^{-1} \mathbf{\Gamma}^L \mathbf{A} \right\} (f_L - f_R). \quad (10)$$

This generalization of Eq. (1) in Ref. [23] can be simplified for linear-response and weak coupling: \mathbf{A} is then evaluated for an *isolated* grain in equilibrium. Since it depends only on the energies of the levels, within the resonant subspace \mathbf{A} is proportional to the identity matrix. For the conductance, we finally get

$$G = \lambda(T) \text{Tr} \left\{ \mathbf{\Gamma}^R (\mathbf{\Gamma}^L + \mathbf{\Gamma}^R)^{-1} \mathbf{\Gamma}^L \right\} \quad (11)$$

where $\lambda(T) \propto 1/T$ is independent of the leads’ magnetizations and thus irrelevant for the TMR. Eqs. (10)–(11) are completely general and contain (2) as a special limit; as far as we know, they are presented here for the first time.

For symmetric leads and barriers— $t_L = t_R$ and $P_L = P_R = P$ —the TMR from Eqs. (8) and (11) is

$$\begin{aligned} \eta &= 4P^2 [p_L p_R + 4\text{Re}(\phi_L^* \chi_L^* \phi_R \chi_R)] \\ &\times \left[(\chi_+ + \phi_+)^2 - 8P^2 \text{Re}(\phi_L^* \chi_L^* \phi_R \chi_R) \right. \\ &\left. - P^2 (\chi_+^2 + \phi_+^2 + 2\chi_- \phi_-) \right]^{-1} \end{aligned} \quad (12)$$

where $p_{L(R)} = |\phi_{L(R)}|^2 - |\chi_{L(R)}|^2$, $\chi_\pm = |\chi_L|^2 \pm |\chi_R|^2$ and $\phi_\pm = |\phi_L|^2 \pm |\phi_R|^2$. For simplicity we will assume that SO is strong so that the statistics can be described by the *Gaussian Symplectic Ensemble* (GSE). The intermediate case is straight forward numerically. According to the GSE, ϕ and χ are uncorrelated random variables whose real and imaginary parts (also uncorrelated) have a Gaussian distribution.

We calculated the distribution of the TMR numerically, and the result is shown in Fig. 3 for three different values of P . The distribution is nonzero in the interval $[-P^2, P^2/(1 - P^2)]$. These two limits correspond to the processes where the electron tunnels out either conserving its original spin ($P^2/(1 - P^2)$) or with the opposite

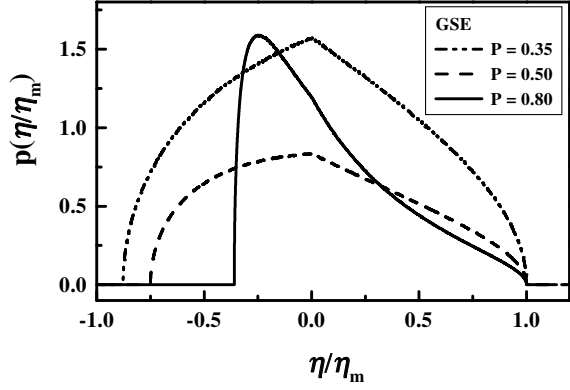


FIG. 3. Probability density of TMR for symmetric barriers and same ferromagnets with $P = 0.35, 0.5, 0.8$ in the symplectic ensemble (GSE). The TMR is scaled with $\eta_m = P^2/(1 - P^2)$. The distribution for $P = 0.35$ is multiplied by 2 for purposes of comparison. The functional form of the distribution depends strongly on the value of P . In all cases, there is a cusp at $\eta = 0$. Note that η can be both positive and negative and significantly different from zero.

spin ($-P^2$). In the asymmetric case, the shape of the distribution is strongly dependent on the ratio D_L/D_R (not shown). We wish to emphasize three aspects of Fig. 3: (1) the TMR can be either positive or negative irrespective of the sign of the polarizations, (2) even for strong SO the TMR can be close to its maximum zero-SO value, and (3) the functional form is strongly affected by SO—note in particular the disappearance of the divergence at the maximum value and the cusp at zero.

Non-Collinear Magnetizations— If the magnetizations of the two ferromagnetic leads are not collinear, a rate equation *does not* apply (even in the absence of SO) for the same reason as in the SO case—tunneling involves a coherent superposition of spin states. Instead, we must use Eq. (11). We assume the magnetization on the left lead points in the z -direction while on the right lead it is tilted by an angle 2θ . The spin channels on the right lead are then given by $|\hat{n}, \uparrow\rangle = (\cos\theta, \sin\theta)$, $|\hat{n}, \downarrow\rangle = (-\sin\theta, \cos\theta)$. Writing $\Psi_1(\mathbf{r}_R)$ and $\Psi_2(\mathbf{r}_R)$ in this basis, e.g. $\Psi_1(\mathbf{r}_R) = (\phi_R \cos\theta + \chi_R \sin\theta)|\hat{n}, \uparrow\rangle + (-\phi_R \sin\theta + \chi_R \cos\theta)|\hat{n}, \downarrow\rangle$, we readily obtain Γ_R and then the conductance. Fig. 4 shows $G(\theta)$ for different polarizations in the absence and in the presence of SO. Notice that the maximum is shifted in the presence of SO: the maximum conductance occurs for $\tan(2\theta_m) = \tan(\theta_g) \cos(\varphi_g)$ where θ_g and φ_g describe the rotation of the spin inside the grain in going from left to right. This angular dependence might be used to study the spin-structure of *single* wave functions. In conjunction with a normal STM, a spin-polarized STM [16] could provide a spin-resolved image of a single wave function on the surface of a small grain or quantum corral. In principle it might also be used for imaging ferromagnetic quantum dots. This po-

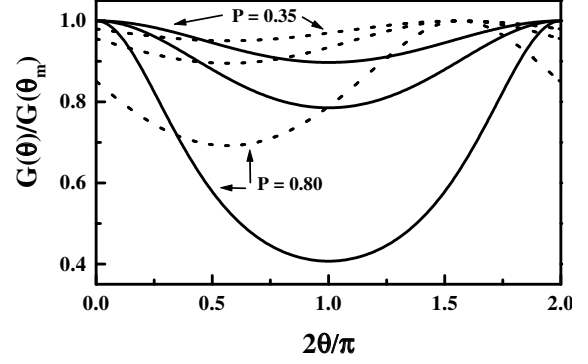


FIG. 4. Conductance as a function of the angle θ between the magnetization of the leads for different values of P . The solid (dashed) line shows a typical random realization in the GOE (GSE). The maximum occurs for $\tan(2\theta_m) = \tan(\theta_g) \cos(\varphi_g)$ where θ_g and φ_g describe the rotation of the spin inside the grain. Note that $\theta_g = \varphi_g = 0$ for the GOE and that the maximum becomes narrowed as $P \rightarrow 1$.

tential for revealing the spin structure of a single wave function deserves further investigation.

We appreciate helpful conversations with K. Matveev, M. Johnson and D. C. Ralph. GU acknowledges partial support from CONICET (Argentina).

-
- [1] For recent reviews see G. A. Prinz, *Science* **282**, 1660 (1998); M. Johnson, *IEEE Spectrum*, **37**(2), 33 (2000).
 - [2] M. Johnson, *Phys. Rev. Lett.* **70**, 2142 (1993).
 - [3] K. Ono, H. Shimada, S. Kobayashi, and Y. Ootuka, *J. Phys. Soc. Jpn.* **65**, 3449 (1996); K. Ono, H. Shimada and Y. J. Ootuka, *J. Phys. Soc. Jpn.* **66**, 1261 (1997).
 - [4] L. F. Schelp, A. Fert, F. Fetta, P. Holody, S. F. Lee, J. L. Maurice, F. Petroff and A. Vaurès, *Phys. Rev. B* **56**, R5747 (1997).
 - [5] S. Guéron, M. M. Deshmukh, E. B. Myers and D. C. Ralph, *Phys. Rev. Lett.* **83**, 4148 (1999).
 - [6] M. Julliere, *Phys. Lett.* **54** A, 225 (1975); J. C. Slonczewski, *Phys. Rev. B* **39**, 6995 (1989).
 - [7] S. Takahashi and S. Maekawa, *Phys. Rev. Lett.* **80**, 1758 (1998).
 - [8] X. H. Wang and A. Brataas, *Phys. Rev. Lett.* **83**, 5138 (1999).
 - [9] J. Barnas and A. Fert, *Phys. Rev. Lett.* **80**, 1058 (1998).
 - [10] A. Brataas, Yu. V. Nazarov and G. E. W. Bauer, *Phys. Rev. Lett.* **84**, 2481 (2000); cond-mat/0006174.
 - [11] A. Brataas and X. H. Wang, cond-mat/0004082.
 - [12] H. Imamura, S. Takahashi and S. Maekawa, *Phys. Rev. B* **59**, 6017 (1999).
 - [13] R. A. Jalabert, A. D. Stone, and Y. Alhassid, *Phys. Rev. Lett.* **68**, 3468 (1992).
 - [14] For reviews see L. P. Kouwenhoven, *et al.*, in *Mesoscopic*

- Electron Transport*, edited by L. L. Sohn, L. P. Kouwenhoven, and G. Schön (Kluwer, Dordrecht, 1997) pp. 158-176; and H. Grabert and M. H. Devoret, *Single Charge Tunneling* (Plenum, New York, 1992).
- [15] P. W. Brouwer, Y. Oreg and B. I. Halperin, Phys. Rev. B **60**, R13977 (1999); H. U. Baranger, D. Ullmo and L. Glazman, Phys. Rev. B **61**, R2425 (2000); I. L. Kurland, I. L. Aleiner and B. L. Altshuler, cond-mat/0004205.
 - [16] S. Heinze, M. Bode, A. Kubetzka, O. Pietzsch, X. Nie, S. Blügel, and R. Wiesendanger, Science **288**, 1805 (2000).
 - [17] C. W. J. Beenakker, Phys. Rev. B **44**, 1646 (1991) .
 - [18] J. M. De Teresa, A. Barthélémy, A. Fert, J. P. Contour, R. Lyonnet, F. Montaigne, P. Seneor, and A. Vaurès, Phys. Rev. Lett **82**, 4288 (1999).
 - [19] Note that the classical TMR is giving by $\langle G_P \rangle / \langle G_{AP} \rangle - 1$ and not by $\langle \eta \rangle$ where $\langle \cdot \rangle$ denotes the average over many energy levels.
 - [20] Y. M. Meir and N. S. Wingreen, Phys. Rev. Lett. **68**, 2512(1992); H. Haug and A.-P. Jauho, *Quantum Kinetics in Transport and Optics of Semiconductors* (Springer-Verlag, New York, 1998), pp. 157-178.
 - [21] H. M. Pastawski, Phys. Rev. B **46**, 4053 (1992)
 - [22] J. H. Davies, S. Hershfield, P. Hyldgaard, and J. W. Wilkins, Phys. Rev. B **47**, 4603 (1993).
 - [23] Y. M. Meir, N. S. Wingreen, and P. A. Lee, Phys. Rev. Lett. **66**, 3048 (1991).