

Temperature-Dependence of the Resistivity of a Dilute 2D Electron System in High Parallel Magnetic Field

K. M. MERTES, HAIRONG ZHENG, S. A. VITKALOV, M. P. SARACHIK

Physics Department, City College of the City University of New York, New York, NY 10031

T. M. KLAPWIJK

Department of Applied Physics, Delft University of Technology, 2628 CJ Delft, The Netherlands
(December 2, 2024)

We report measurements of the resistance of silicon MOSFETs as a function of temperature in high parallel magnetic fields where the 2D system of electrons has been shown to be fully spin-polarized. In a field of 10.8 T, insulating behavior is found for densities up to $n_s \approx 1.35 \times 10^{11} \text{ cm}^{-2} \approx 1.5n_c$; above this density the resistance is a very weak function of temperature, varying less than 10% between 0.25 K and 1.90 K. At low densities $\rho \rightarrow \infty$ more rapidly than in zero field and the magnetoresistance $\Delta\rho/\rho$ diverges as $T \rightarrow 0$.

PACS numbers: 72.15.Gd; 73.25.+i; 73.40.Qv; 73.50.Jt

A great deal of interest is currently focussed on the behavior of dilute strongly interacting two-dimensional (2D) systems of electrons and holes. The resistance of these materials displays strongly insulating behavior below some critical density, n_c , above which metallic temperature dependence is observed, suggesting that there is a metal-insulator transition and an unexpected metallic phase in two dimensions [1]. One of the most interesting properties of these dilute 2D systems is their enormous positive magnetoresistance in response to magnetic fields applied parallel to the plane of the electrons. As the field is raised the resistivity increases dramatically by several orders of magnitude, the total change depending on density and temperature, and then saturates to a new field-independent plateau value above a density-dependent field B_{sat} [2,3]. From an analysis of the positions of Shubnikov-de Haas oscillations in tilted magnetic fields, Okamoto *et al.* [4] have argued that the magnetic field above which the resistivity saturates is the same as that required to fully polarize the electron spins. A more direct demonstration of complete spin alignment for $B_{\parallel} \approx B_{sat}$ has recently been provided by small-angle Shubnikov-de Haas measurements of Vitkalov *et al.* [5]. Thus, the value of the resistance appears to be determined with the degree of spin polarization of the 2D electron system.

Earlier experiments [2] have indicated that a parallel magnetic field suppresses the metallic behavior, driving the zero-field metal to a high-field insulator at densities just above n_c . The purpose of the measurements described in this paper was to probe the effect of electron spin by comparing the temperature-dependence of the resistance in the high-field spin-polarized regime with that found in $B = 0$. We report measurements of the resistivity of high-mobility silicon MOSFETs at temperatures between 0.25 K and 1.90 K in a magnetic

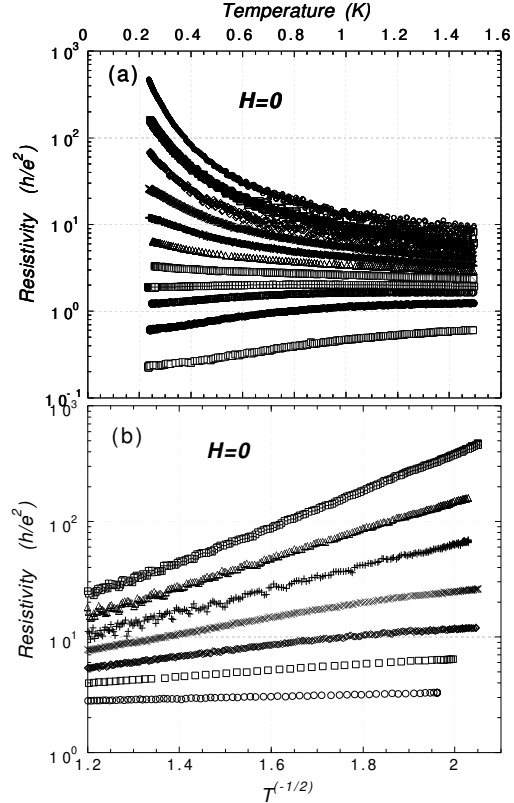


FIG. 1. Frame (a): $B = 0$ resistivity plotted on a logarithmic scale as a function of temperature for a silicon MOSFET with the following electron densities, from the top: 0.641, 0.669, 0.703, 0.736, 0.764, 0.792, 0.823, 0.854, 0.885, 0.939, and $1.10 \times 10^{11} \text{ cm}^{-2}$. The critical density $n_c \approx 0.84 \times 10^{11} \text{ cm}^{-2}$. Frame (b): The resistivity plotted on a log scale versus $T^{-1/2}$ for the lowest seven densities $n_s < n_c = 0.84 \times 10^{11} \text{ cm}^{-2}$.

field of 10.8 Tesla applied parallel to the plane of the electrons.

Measurements were made on two silicon MOSFETs of mobility approximately $20,000 \text{ V}/\text{cm}^2$ at 4.2 K using a gate to control electron densities between $0.64 \times 10^{11} \text{ cm}^{-2}$ and $3.60 \times 10^{11} \text{ cm}^{-2}$. Contact resistances were minimized by using a split-gate geometry that allows a higher electron density in the vicinity of the contacts than in the 2D system under investigation. DC four-probe methods were used, and excitation currents were kept to a minimum to avoid heating of the electrons and insure that measurements were taken in the linear IV regime. Data were taken in a ^3He Oxford Heliox system for temperatures between 0.25 K and 1.90 K in magnetic fields to 10.8 T. The sample was aligned parallel to the magnetic field by using a rotating platform to yield zero transverse Hall voltage.

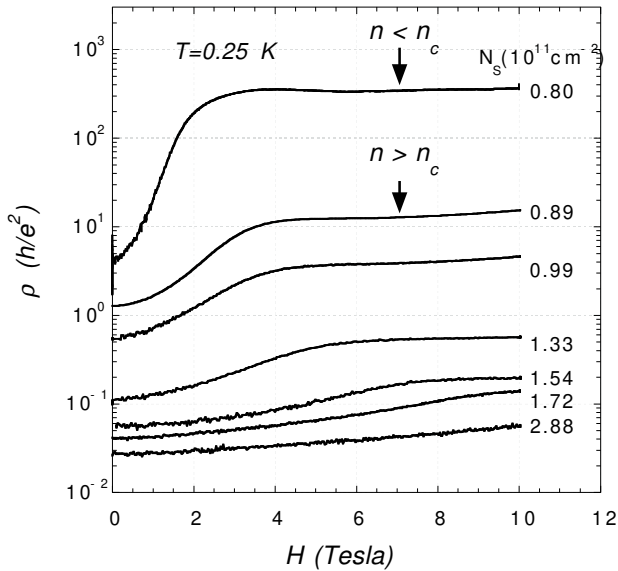


FIG. 2. Resistivity as a function of magnetic field applied parallel to the electron plane of a silicon MOSFET with different electron densities, as labelled. Except for the top curve, all densities are above $n_c \approx 0.84 \times 10^{11} \text{ cm}^{-2}$. The temperature $T = 0.25 \text{ K}$.

The resistance in the absence of magnetic field is shown on a logarithmic scale as a function of temperature in Fig. 1 (a) for eleven different electron densities ranging from $0.64 \times 10^{11} \text{ cm}^{-2}$ to $1.10 \times 10^{11} \text{ cm}^{-2}$. In agreement with earlier findings, the resistance increases as $T \rightarrow 0$ for densities below a critical density $n_c \approx 0.84 \times 10^{11} \text{ cm}^{-2}$ (insulating behavior) and decreases with decreasing temperature for high electron densities, behavior that is normally associated with a metal. For electron densities below n_c the resistance is replotted in Fig. 1 (b) on a logarithmic scale as a function of $T^{-1/2}$. For densities well below n_c , the data are consistent with a straight line and obey ex-

ponentially activated variable-range hopping of the form $\rho = \rho_0 \exp(T_0/T)^{1/2}$ expected for strong electron correlations (Efros-Shklovskii variable-range hopping). This behavior was more convincingly demonstrated in insulating silicon MOSFETs by Mason *et al.* [6]. The resistance deviates from this form as the transition is approached; precise determination of the behavior very near the transition requires further investigation.

The magnetoresistance is shown in Fig. 2 for various electron densities in magnetic fields applied parallel to the plane. At a temperature of 250 mK, the resistance increases by more than two orders of magnitude for the lowest density measured, leveling off to a constant value above some characteristic magnetic field, B_{sat} . As the electron density is increased, the size of the magnetoresistance decreases while the field B_{sat} required to reach saturation increases. The measurements reported below were taken in a fixed field of 10.8 T, which is sufficient to reach the high-field saturated regime for electron densities up to $\approx 1.7 \times 10^{11} \text{ cm}^{-2}$.

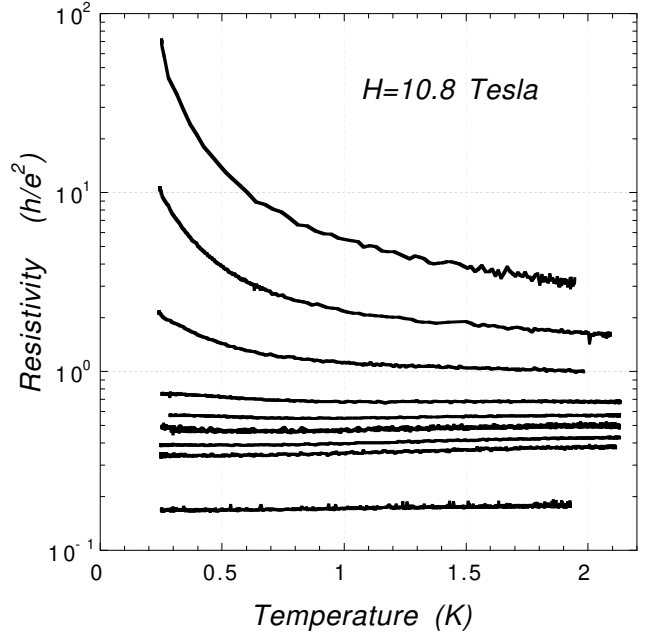


FIG. 3. Resistivity in a parallel field of 10.8 T plotted on a logarithmic scale as a function of temperature for electron densities (from top): 0.94, 1.05, 1.18, 1.35, 1.41, 1.48, 1.56, 1.63, $2.15 \times 10^{11} \text{ cm}^{-2}$. The critical density $n_c \approx 0.84 \times 10^{11} \text{ cm}^{-2}$.

The resistance in the presence of a parallel magnetic field $B_{||} = 10.8 \text{ T}$ is shown in Fig. 3 as a function of temperature for nine different electron densities. As in the case of zero field (see Fig. 1 (a)), for low densities the resistance increases with decreasing temperature, and the system is insulating, while for higher densities the resistance is nearly independent of temperature. The change from strongly-insulating to weak temperature de-

pendence occurs at an electron density $\approx 1.35 \times 10^{11} \text{ cm}^{-2}$ or $\approx 1.5n_c$ (n_c is the critical density in zero field). We note that the resistance is still in the saturated regime at $B_{||} = 10.8 \text{ T}$ at this density (see Fig. 2).

It is interesting to compare the behavior of the resistance in high field with the data of Fig. 1 (a) taken in zero field. In both cases, the behavior is strongly insulating up to some concentration ($0.84 \times 10^{11} \text{ cm}^{-2}$ for $B = 0$ and $\approx 1.35 \times 10^{11} \text{ cm}^{-2}$ in high field). However, in contrast with the zero-field case, where the temperature-dependence is distinctly metallic for the higher densities, the resistance varies only minimally with temperature in high field. The metallic behavior is clearly suppressed by a magnetic field.

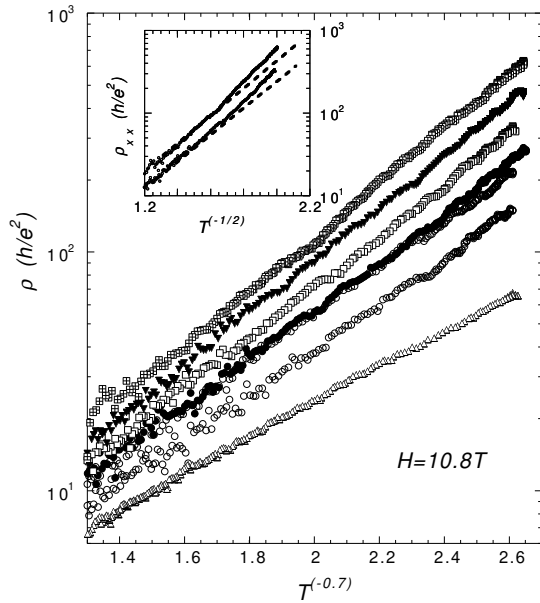


FIG. 4. Resistivity on a log scale versus $T^{-0.7}$ for electron densities (from the top): $0.820, 0.834, 0.851, 0.867, 0.875, 0.892, 0.937 \times 10^{11} \text{ cm}^{-2}$. The inset shows curves for $n_s = 0.820$ and $0.851 \times 10^{11} \text{ cm}^{-2}$ plotted as a function of $T^{-1/2}$, indicating that the data do not fit a straight line corresponding to Efros-Shklovskii variable-range hopping.

We examine the low-density insulating behavior in high fields in more detail. The inset to Fig. 4 shows the resistance on a logarithmic scale versus $T^{-1/2}$. The data do not fall on a straight line corresponding to the Efros-Shklovskii variable range hopping found in zero field. Instead, the resistance deviates progressively upward as the

temperature is reduced (*i. e.*, as $T^{-1/2}$ increases), indicating that it diverges more rapidly in high field than it does in zero field. A better fit is obtained if one assumes the same variable range form with exponent 0.7 rather than 1/2; *i. e.*, $\rho(B_{sat}) = \rho'_0 \exp(T'_0/T)^{0.7}$; this is illustrated in the main part of Fig. 4, where straight lines are obtained when $\ln \rho$ is plotted as a function of $T^{-0.7}$ instead of $T^{-1/2}$. Alternatively, the data can be fitted by assuming that the prefactor depends on temperature. We note that very similar behavior was found by Shlimak *et al.* [7] in delta-doped GaAs/AlGaAs heterostructures, where the resistance in high fields was fitted to exponentially activated variable range hopping with an exponent which increases toward 1 with decreasing density. Clearly, since $\rho(B_{sat})$ diverges more strongly than $\rho(B = 0)$, the magnetoresistance, $[R(B_{sat}) - R(B = 0)]/R(B = 0)$, goes to infinity as $T \rightarrow$

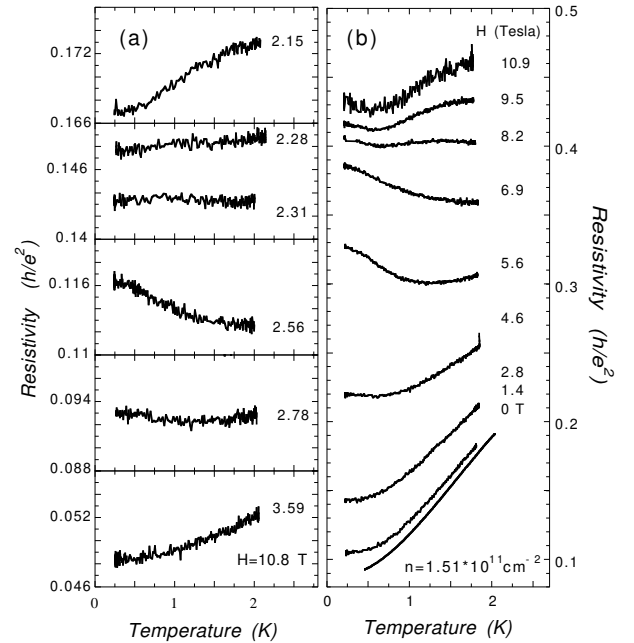


FIG. 5. Frame (a): The resistivity in a field of 10.8 T as a function of temperature for high electron densities, as labelled. Frame (b): Resistivity as a function of temperature in different magnetic fields for a fixed density $1.5 \times 10^{11} \text{ cm}^{-2}$.

We now turn our attention to the behavior of the resistance in high fields for high electron densities between 2.15 and $3.59 \times 10^{11} \text{ cm}^{-2}$. As shown in Fig. 5 (a), the resistance depends very weakly on temperature, varying by less than 10% between 0.25K and 1.90K. As the density is raised, the resistance first decreases with de-

creasing temperature ($n_s = 2.15 \times 10^{11} \text{ cm}^{-2}$), then increases with decreasing temperature ($2.56 \times 10^{11} \text{ cm}^{-2}$), and then again decreases with decreasing temperature at very high density. We note that 10.8 T is not sufficient to reach the high field saturated regime for densities above approximately $1.7 \times 10^{11} \text{ cm}^{-2}$, so that the measuring field of 10.8 T corresponds to different points on the magnetoresistance curves and thus different degrees of polarization. To test whether the complex changes with increasing density are linked to the degree of polarization, measurements were taken at a fixed density of $1.51 \times 10^{11} \text{ cm}^{-2}$ in different fixed magnetic fields between saturation at 10.8 T and zero field. As shown in Fig. 5 (b), a similar progression is seen, although the changes are larger: with decreasing temperature, the resistance goes down, up, and then down again as the magnetic field is reduced in steps to zero. In all cases, however, the overall changes are very small and their significance is unclear.

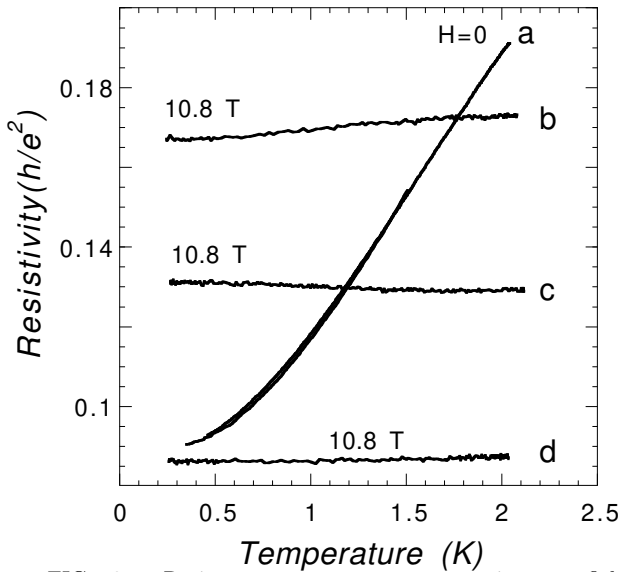


FIG. 6. Resistance versus temperature in zero field and in $H=10.8 \text{ T}$ for comparable values of resistance $R \propto 1/(k_F l)$. The electron densities for curves *a* through *d* are $1.51, 2.15, 2.42$, and $2.87 \times 10^{11} \text{ cm}^{-2}$.

A comparison of the behavior of the resistance in zero field and in the presence of a magnetic field of 10.8 T is shown in Fig. 6 for comparable values of resistance $R \propto 1/(k_F l)$. On the basis of measurements of p-GaAs/AlGaAs heterostructures with different densities and mobilities but the same value of resistance, Hamilton *et al.* [8] have argued that the metallic behavior is primarily determined by the disorder as measured by $k_F l$. This is clearly not true for the data of Fig. 6. For com-

parable values of $k_F l$, the temperature-dependence in the absence of a field is dramatic and very much larger than in a magnetic field. Disorder does not by itself determine the strength of the metallic behavior.

To summarize, we have measured the resistance as a function of temperature in a magnetic field of 10.8 T applied parallel to the plane of the 2D system of electrons in silicon MOSFETs with electron densities between $0.64 \times 10^{11} \text{ cm}^{-2}$ and $3.60 \times 10^{11} \text{ cm}^{-2}$. In the absence of magnetic field, the resistance exhibits the behavior reported previously: metallic temperature dependence above a critical density $n_c \approx 0.84 \times 10^{11} \text{ cm}^{-2}$, and Efros-Shklovskii variable-range hopping of the form $\rho = \rho_0 \exp(T_0/T)^{1/2}$ at lower densities. An in-plane magnetic field causes a large increase in the resistivity to a new field-independent plateau value, where the electron system has been shown to be completely spin-polarized. In the high field regime the resistance diverges more rapidly than the zero-field insulator and can be fitted in the range of densities of our measurements to the Efros-Shklovskii form with a larger exponent, $\rho \propto \exp(T_0/T)^x$ with $x=0.7$ instead of $x=1/2$; the magnetoresistance $\Delta\rho/\rho$ thus diverges as $T \rightarrow 0$. For densities above $\approx 1.35 \times 10^{11} \text{ cm}^{-2}$, the resistance depends very weakly on temperature, varying less than 10% between 0.25 K and 1.90 K. A magnetic field changes the behavior of the 2D electron system in silicon MOSFETs at all densities, suppressing the metallic behavior observed in the absence of a magnetic field.

We thank S. V. Kravchenko, Q. Si and E. Abrahams for valuable comments on the manuscript. This work was supported by DOE grant No. DOE-FG02-84-ER45153.

-
- [1] M. P. Sarachik and S. V. Kravchenko, Proc. Natl. Acad. Sci. U.S.A. **96**, 5900 (1999).
 - [2] D. Simonian, S. V. Kravchenko, M. P. Sarachik, and V. M. Pudalov, Phys. Rev. Lett. **79**, 2304 (1997).
 - [3] V. M. Pudalov, G. Brunthaler, A. Prinz, and G. Bauer, JETP Lett. **65**, 932(1997).
 - [4] T. Okamoto, K. Hosoya, S. Kawaji, and A. Yagi, 1999, Phys. Rev. Lett. **82**, 3875 (1999).
 - [5] S. A. Vitkalov, H. Zheng, K. M. Mertes, M. P. Sarachik, and T. M. Klapwijk, preprint cond-mat/0004201 (2000).
 - [6] W. Mason, S. V. Kravchenko, G. E. Bowker, and J. E. Furneaux, Phys. Rev. B **52**, 7857 (1995).
 - [7] I. Shlimak, S. I. Khondaker, M. Pepper, and D. A. Ritchie, Phys. Rev. B **61**, 7253 (2000).
 - [8] A. R. Hamilton, M. Y. Simmons, M. Pepper, and D. A. Ritchie, preprint cond-mat/0003295 (2000).