

Metastability and Transient Effects in Vortex Matter Near a Disorder Driven Transition

C. J. Olson, C. Reichhardt, R. T. Scalettar, G. T. Zimányi
Department of Physics, University of California, Davis, California 95616.

Niels Grønbech-Jensen
Department of Applied Science, University of California, Davis, California 95616.
NERSC, Lawrence Berkeley National Laboratory, Berkeley, California 94720.
 (November 15, 2018)

We examine metastable and transient effects both above and below the first-order disorder driven decoupling line in a 3D simulation of magnetically interacting pancake vortices. We observe pronounced transient and history effects as well as supercooling and superheating between the ordered and disordered phases. In the disordered supercooled state as a function of DC driving, reordering occurs through the formation of growing moving channels of the ordered phase. We find that hysteresis in $V(I)$ is strongly dependent on the proximity to the decoupling transition line.

PACS numbers: 74.60Ge, 74.60Jg

Vortices in superconductors represent an ideal system in which to study the effect of quenched disorder on elastic media. The competition between the flux-line interactions, which order the vortex lattice, and the defects in the sample, which disorder the vortex lattice, produce a remarkable variety of collective behavior [1]. One prominent example is the peak effect in low temperature superconductors, which appears near H_{c2} when a transition from an ordered to a strongly pinned disordered state occurs in the vortex lattice [2–8]. In high temperature superconductors, particularly BSCCO samples, a striking “second peak” phenomenon is observed in which a dramatic increase in the critical current occurs for increasing fields. It has been proposed that this is an order-disorder or 3D to 2D transition. [9–13]

Recently there has been renewed interest in transient effects, which have been observed in voltage response versus time curves in low temperature superconductors [5–7,14]. In these experiments the voltage response increases or decays with time, depending on how the vortex lattice was prepared. The existence of transient states suggests that the disordered phase can be *supercooled* into the ordered region, producing an increasing voltage response, whereas the ordered phase may be *superheated* into the disordered region, giving a decaying response. In addition to transient effects, pronounced memory effects and hysteretic $V(I)$ curves have been observed near the peak effect in low temperature materials. [2,4–7]. Xiao *et al.* [7] have shown that transient behavior can lead to a strong dependence of the critical current on the current ramp rate. Recent neutron scattering experiments in conjunction with ac shaking have provided more direct evidence of supercooling and superheating near the peak effect [15]. Experiments on BSCCO have revealed that the high field disordered state can be supercooled to fields well below the second peak line [16]. Furthermore, transport experiments in BSCCO have shown metastability in the zero-field-cooled state near the second peak

as well as hysteretic $V(I)$ curves [17] and transient effects [18]. Hysteretic and memory effects have also been observed near the second peak in YBCO [19–21].

The presence of metastable states and superheating/supercooling effects strongly suggests that the order-disorder transitions in these different materials are *first order* in nature. The many similarities also point to a universal behavior between the peak effect of low temperature superconductors and the peak effect and second peak effect of high temperature superconductors.

A key question in all these systems is the nature of the *microscopic dynamics* of the vortices in the transient states; particularly, whether plasticity or the opening of flowing channels are involved [6]. The recent experiments have made it clear that a proper characterization of the static and dynamic phase diagrams must take into account these metastable states, and therefore an understanding of these effects at a microscopic level is crucial. Despite the growing amount of experimental work on metastability and transient effects in vortex matter, these effects have not yet been investigated numerically.

In this work we present the first numerical study of metastability and transient effects in vortex matter near a disorder driven transition. We demonstrate that the simulations reproduce many experimental observations, including superheating and supercooling effects, and then link these to the underlying microscopic vortex behavior. We consider magnetically interacting pancake vortices driven through quenched point disorder. As a function of interlayer coupling or applied field the model exhibits a sharp 3D (ordered phase) to 2D (disordered phase) disorder-driven transition [22]. By supercooling or superheating the ordered and disordered phases, we find increasing or decreasing transient voltage response curves, depending on the amplitude of the drive pulse and the proximity to the disordering transition. In the supercooled transient states a growing ordered channel of flowing vortices forms. No channels form in the su-

perheated region but instead the ordered state is homogeneously destroyed. We observe memory effects when a sequence of pulses is applied, as well as ramp rate dependence and hysteresis in the $V(I)$ curves. The critical current we obtain depends on how the system is prepared.

We consider a 3D layered superconductor containing an equal number of pancake vortices in each layer, interacting magnetically. We neglect the Josephson coupling which is a reasonable approximation for highly anisotropic materials. The overdamped equation of motion for vortex i at $T = 0$ is $\mathbf{f}_i = -\sum_{j=1}^{N_v} \nabla_i \mathbf{U}(\rho_{ij}, z_{ij}) + \mathbf{f}_i^{vp} + \mathbf{f}_d = \mathbf{v}_i$. The total number of pancakes is N_v , and ρ_{ij} and z_{ij} are the distance between vortex i and vortex j in cylindrical coordinates. We impose periodic boundary conditions in the x and y directions and open boundaries in the z direction. The magnetic interaction energy between pancakes is [23,24]

$$\mathbf{U}(\rho_{ij}, 0) = 2d\epsilon_0 \left(\left(1 - \frac{d}{2\lambda}\right) \ln \frac{R}{\rho} + \frac{d}{2\lambda} E_1 \right),$$

$$\mathbf{U}(\rho_{ij}, z) = -s_m \frac{d^2 \epsilon_0}{\lambda} \left(\exp(-z/\lambda) \ln \frac{R}{\rho} + E_2 \right),$$

where $R = 22.6\lambda$, the maximum in-plane distance, $E_1 = \int_\rho^\infty d\rho' \exp(\rho'/\lambda)/\rho'$, $E_2 = \int_\rho^\infty d\rho' \exp(\sqrt{z^2 + \rho'^2}/\lambda)/\rho'$, $\epsilon_0 = \Phi_0^2/(4\pi\xi)^2$, $d = 0.005\lambda$ is the interlayer spacing, λ is the London penetration depth and $\xi = 0.01\lambda$ is the coherence length. When the magnetic field H increases, the distance ρ between pancakes in the same plane decreases, but the distance d between planes is unchanged. Thus we model H by scaling the strength of the in- and inter-plane interactions via the prefactor s_m , such that $s_m \propto 1/H$. We denote the coupling strength at which the sharp 3D-2D transition occurs as s_m^c . We model the pinning as N_p short range attractive parabolic traps that are randomly distributed in each layer. The pinning interaction is $\mathbf{f}_i^{vp} = \sum_{k=1}^{N_p} (f_p/\xi_p)(\mathbf{r}_i - \mathbf{r}_k^{(p)})\Theta((\xi_p - |\mathbf{r}_i - \mathbf{r}_k^{(p)}|)/\lambda)$, where the pin radius $\xi_p = 0.2\lambda$, the pinning force is $f_p = 0.02f_0^*$, and $f_0^* = \epsilon_0/\lambda$. Throughout this work we will use 16 layers in a $16\lambda \times 16\lambda$ system with a vortex density of $n_v = 0.35/\lambda^2$ and a pin density of $n_p = 1.0/\lambda^2$ in each of the layers. There are 80 vortices per layer, giving a total of 1280 pancake vortices.

For sufficiently strong disorder, the vortices in this model show a sharp 3D-2D decoupling transition as a function of s_m or H [22]. A dynamic 2D-3D transition can also occur [22]. In the inset of Fig. 1(b) we show the critical current f_c and z -axis correlation C_z as a function of interlayer coupling s_m , illustrating that a sharp transition from ordered 3D flux lines to disordered, decoupled 2D pancakes occurs at $s_m^c = 1.2$. Here f_c is obtained by summing $V_x = (1/N_v) \sum_1^{N_v} v_x$ and identifying the drive f_d at which $V_x > 0.0005$, while $C_z = 1 - \langle (|\mathbf{r}_{i,L} - \mathbf{r}_{i,L+1}|/(a_0/2)) \Theta(a_0/2 - |\mathbf{r}_{i,L} - \mathbf{r}_{i,L+1}|) \rangle$,

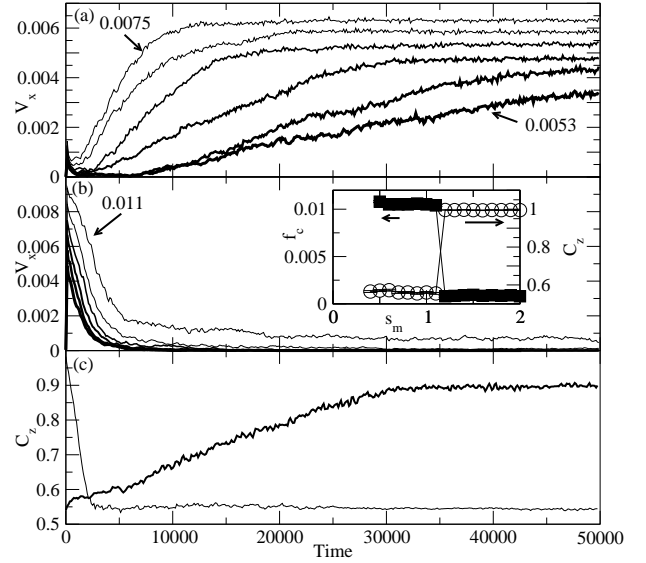


FIG. 1. Transient voltage response curves V_x versus time. (a) Increasing response for supercooled state, for $s_m = 2.0$ and $f_d/f_0^* =$ (bottom) 0.0053, 0.0055, 0.006, 0.0065, 0.007, and 0.0075 (top). (b) Decreasing response for superheated state, for $s_m = 0.7$ and $f_d/f_0^* =$ (bottom) 0.006, 0.007, 0.008, 0.009, 0.010, and 0.011 (top). Inset to (b): Critical current f_c (filled squares) and interlayer correlation C_z (open circles) for varying s_m in a system with 16 layers, showing the sharp transition from coupled behavior at $s_m \leq 1.2$ to decoupled behavior at $s_m > 1.2$. (c) Transient interlayer correlation response C_z , for: $s_m = 2.0$ and $f_d = 0.006f_0^*$ (heavy line); $s_m = 0.7$ and $f_d = 0.010f_0^*$ (light line).

where a_0 is the vortex lattice constant. The ordered phase has a much lower critical current, $f_c^o = 0.0008f_0^*$ than the disordered phase, $f_c^{do} = 0.0105f_0^*$.

To observe transient effects, we supercool the lattice by annealing the system at $s_m < s_m^c$ into a disordered, decoupled configuration. Starting from this state, at $t = 0$ we set $s_m > s_m^c$ such that the pancakes would be ordered and coupled at equilibrium, apply a fixed drive f_d and observe the time-dependent voltage response V_x . In Fig. 1(a) we show V_x for several different drives f_d for a sample with $s_m = 2.0$ in a state prepared at $s_m = 0.5$. For $f_d < 0.0053f_0^*$ the system remains pinned in a decoupled disordered state. For $f_d > 0.0053f_0^*$ a time dependent increasing response occurs. V_x does not rise instantly but only after a specific waiting time t_w . The rate of increase in V_x grows as the amplitude of the f_d increases. As shown in Fig. 1(c), C_z exhibits the same behavior as V_x .

In Fig. 1(b) we show a superheated system prepared at $s_m = 2.0$ in the ordered state, and set to $s_m = 0.7$ at $t = 0$. Here we find a large initial V_x response that decays. With larger f_d the decay takes an increasingly long time. The time scale for the decay is much shorter than the time scale for the increasing response in Fig. 1(a). In the inset of Fig. 4(b) we demonstrate the presence of a memory effect by abruptly shutting off f_d . The vortex




FIG. 2. Pancake vortex positions (circles) and trajectories (lines) for the supercooled phase at $s_m = 2.0$ and $f_d = 0.007f_0^*$, seen from the top of the sample, at times: (a) $t = 2500$; (b) $t = 7500$; (c) $t = 12500$; (d) $t = 20000$. Pancakes on a given layer are represented by circles with a fixed radius; the radii increase from the top layer to the bottom. An ordered channel forms in the sample and grows outward.

motion stops and when f_d is re-applied V_x resumes at the same point. We find such memory on both the increasing and decreasing response curves. The response curves and memory effect seen here are very similar to those observed in experiments [6].

In Fig. 2 we show the vortex positions and trajectories in the supercooled sample with $s_m = 2.0$ from Fig. 1(a) for $f_d = 0.007f_0^*$ for different times. In Fig. 2(a) at $t = 2500$ the initial state is disordered. In Fig. 2(b) at $t = 7500$ significant vortex motion occurs through the *nucleation* of a single channel of moving vortices, which forms during the waiting time t_w . Vortices outside the channel remain pinned. In Fig. 2(c) at $t = 12500$ the channel is wider, and vortices inside the channel are ordered and have recoupled. The pinned vortices remain in the disordered state. During the transient motion there is a *coexistence* of ordered and disordered states. If the drive is shut off the ordered domain is pinned but remains ordered, and when the drive is re-applied the ordered domain moves again. In Fig. 2(d) for $t = 20000$ almost all of the vortices have reordered and the channel width is the size of the sample. Thus in the supercooled case we observe *nucleation* of a microscopic transport channel, followed by *expansion* of the channel.

The vortex positions and trajectories for a superheated sample with $s_m = 0.7$ and $f_d = 0.006f_0^*$, as in Fig. 1(b), are shown in Fig. 3(a-d). In Fig. 3(a) the initial vortex state is ordered. In Fig. 3(b-d) the vortex lattice becomes




FIG. 3. Vortex positions (circles) and trajectories (lines) for the superheated phase at $s_m = 0.7$ and $f_d = 0.006f_0^*$, at times: (a) $t = 500$; (b) $t = 1500$; (c) $t = 2500$; (d) $t = 4500$. Each vortex line breaks apart into pancakes as it encounters the pinning sites.

disordered and pinned in a *homogeneous* manner rather than through nucleation. Each vortex line is decoupled by the point pinning as it moves until the entire line dissociates and is pinned.

We next consider the effect of changing the rate δf_d at which the driving force is increased on $V(I)$ in both superheated and supercooled systems. Fig. 4(a) shows V_x versus f_d , which is analogous to a $V(I)$ curve, for the supercooled system at $s_m = 2.0$ prepared in a disordered state. V_x remains low during a fast ramp, when the vortices in the strongly pinned disordered state cannot reorganize into the more ordered state. There is also considerable hysteresis since the vortices reorder at higher drives producing a higher value of V_x during the ramp-down. For the slower ramp the vortices have time to reorganize into the weakly pinned ordered state, and remain ordered, producing *no hysteresis* in $V(I)$.

In a superheated sample, the reverse behavior occurs. Fig. 4(b) shows $V(I)$ curves at different δf_d for a system with $s_m = 0.7$ prepared in the ordered state. Here, the fast ramp has a *higher* value of V_x corresponding to the ordered state while the slow ramp has a low value of V_x . During a slow initial ramp in the superheated state the vortices gradually disorder through rearrangements but there is no net vortex flow through the sample. Such a phase was proposed by Xiao *et al.* [7] and seen in recent experiments on BSCCO samples [16]. At the slower δf_d , we find *negative* dV/dI characteristics which resemble those seen in low- [14,25] and high- [26] temperature superconductors. Here, $V(I)$ initially increases as the

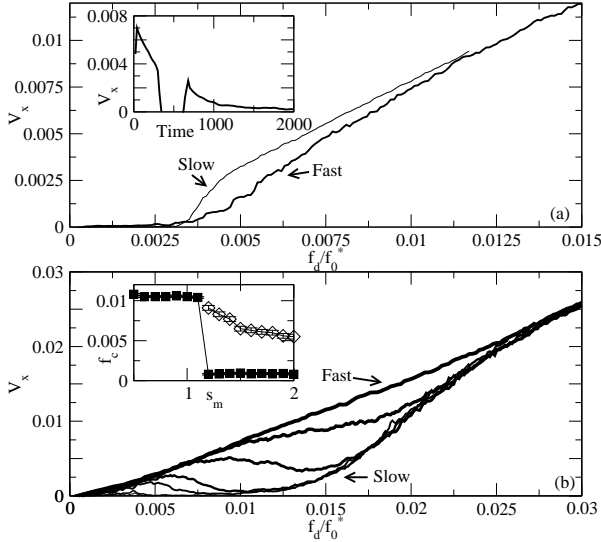


FIG. 4. (a): $V(I)$ for a supercooled system at $s_m = 2.0$. Light line: slow δf_d of $0.0001 f_0^*$ every 2000 time steps. Heavy line: $\delta f_d = 0.001 f_0^*$. Inset to (a): Memory effect in the V_x response of a superheated system with $s_m = 0.7$ and $f_d = 0.009 f_0^*$. The current is shut off for 400 time steps. (b): $V(I)$ for a superheated system at $s_m = 1.1$. From left to right, $\delta f_d =$ (fast) $0.02 f_0^*$, $0.01 f_0^*$, $0.005 f_0^*$, $0.002 f_0^*$, $0.001 f_0^*$, $0.0002 f_0^*$, and $0.0001 f_0^*$ (slow). Inset to (b): Effect of supercooling on f_c . Filled squares: equilibrium f_c . Open diamonds: f_c for samples prepared in a disordered, decoupled state.

vortices flow in the ordered state, but the vortices decouple as the lattice moves, increasing f_c and dropping $V(I)$ back to zero, resulting in an N-shaped characteristic.

To demonstrate the effect of vortex lattice disorder on the critical current, in Fig. 4 we plot the equilibrium f_c along with f_c obtained for the supercooled system, in which each sample is prepared in a state with $s_m = 0.5$, and then s_m is raised to a new value above s_m^c before f_c is measured. The disorder in the supercooled state produces a value of f_c between the two extrema observed in the equilibrium state. Note that the sharp transition in f_c associated with equilibrium systems is now smooth.

Our simulation does not contain a surface barrier which can inject disorder at the edges. Such an effect is proposed to explain experiments in which AC current pulses induce an increasing response as the vortices re-order but DC pulses produce a decaying response [6,8]. We observe no difference between AC and DC drives.

In low temperature superconductors, a rapid increase in z -direction vortex wandering occurs simultaneously with vortex disordering [15], suggesting that the change in z -axis correlations may be crucial in these systems as well. Our results, along with recent experiments on layered superconductors, suggest that the transient response seen in low temperature materials should also appear in layered materials.

In summary we have investigated transient and metastable states near the 3D-2D transition by super-

cooling or superheating the system. We find voltage-response curves and memory effects that are very similar to those observed in experiments, and we identify the microscopic vortex dynamics associated with these transient features. In the supercooled case the vortex motion occurs through nucleation of a channel of ordered moving vortices followed by an increase in the channel width over time. In the superheated case the ordered phase homogeneously disorders. We also demonstrate that the measured critical current depends on the vortex lattice preparation and on the current ramp rate.

We acknowledge helpful discussions with E. Andrei, S. Bhattacharya, X. Ling, Z. Xiao, and E. Zeldov. This work was supported by CLC and CULAR (LANL/UC) by NSF-DMR-9985978, and by the Director, Office of Adv. Scientific Comp. Res., Div. of Math., Information and Comp. Sciences, U.S. DoE contract DE-AC03-76SF00098.

- [1] G. Blatter *et al.*, Rev. Mod. Phys. **66**, 1125 (1994).
- [2] R. Wordenweber, P.H. Kes, Phys. Rev. B **34**, 494 (1986).
- [3] S. Bhattacharya and M.J. Higgins, Phys. Rev. Lett. **70**, 2617 (1993); M.J. Higgins and S. Bhattacharya, Physica C **257**, 232 (1996).
- [4] G. Ravikumar *et al.*, Phys. Rev. B **57**, R11069 (1998); S.S. Banerjee *et al.*, *ibid.* **58**, 995 (1998); **59**, 6043 (1999).
- [5] W. Henderson *et al.*, Phys. Rev. Lett. **77**, 2077 (1996).
- [6] W. Henderson *et al.*, Phys. Rev. Lett. **81**, 2352 (1998).
- [7] Z.L. Xiao, E.Y. Andrei and M.J. Higgins, Phys. Rev. Lett. **83**, 1664 (1999); and to be published.
- [8] Y. Paltiel *et al.*, Nature **403**, 398 (2000).
- [9] T. Giamarchi and P. Le Doussal, Phys. Rev. B **55**, 6577 (1997).
- [10] R. Cubitt *et al.*, Nature (London) **365**, 407 (1993).
- [11] T. Tamegai *et al.*, Physica C **213**, 33 (1993).
- [12] L.I. Glazman and A.E. Koshelev, Phys. Rev. B **43**, 2835 (1991); L.L. Daemen *et al.*, Phys. Rev. Lett. **70**, 1167 (1993); Phys. Rev. B **47**, 11291 (1993).
- [13] M.V. Feigel'man, V.B. Geshkenbein, and A.I. Larkin, Physica C **167**, 177 (1990); V.M. Vinokur, P.H. Kes, and A.E. Koshelev, *ibid.* **168**, 29 (1990); V.B. Geshkenbein and A.I. Larkin, *ibid.* **167**, 177 (1990); G. Blatter *et al.*, Phys. Rev. B **54**, 72 (1996); A.E. Koshelev and V.M. Vinokur, *ibid.* **57**, 8026 (1998).
- [14] R.F. Frindt, D.J. Huntley, and J. Kopp, Sol. St. Commun. **11**, 135 (1972).
- [15] X.S. Ling *et al.*, to be published.
- [16] C.J. van der Beek *et al.*, Phys. Rev. Lett. **84**, 4196 (2000).
- [17] B. Sas *et al.*, Phys. Rev. B **61**, 9118 (2000).
- [18] D. Giller *et al.*, Phys. Rev. Lett. **84**, 3698 (2000).
- [19] S. Kokkiliaris *et al.*, Phys. Rev. Lett. **82**, 5116 (1999).
- [20] S.O. Valenzuela and V. Bekeris, Phys. Rev. Lett. **84**, 4200 (2000).
- [21] A.V. Pan and P. Esquinazi, to be published.
- [22] C.J. Olson *et al.*, preprint.
- [23] J.R. Clem, Phys. Rev. B **43**, 7837 (1991).
- [24] E.H. Brandt, Rep. Prog. Phys. **58**, 1465 (1995).
- [25] S. Borka *et al.*, Sov. J. Low Temp. Phys. **3**, 347 (1977).
- [26] A.A. Zhukov *et al.*, Phys. Rev. B **61**, R886 (2000).