

Non conservative Abelian sandpile model with BTW toppling rule

Alexei Vázquez^{1,2}

¹ *Abdus Salam International Center for Theoretical Physics
Strada Costiera 11, P.O. Box 586, 34100 Trieste, Italy*

² *Department of Theoretical Physics, Havana University
San Lázaro y L, Havana 10400, Cuba*

A non conservative Abelian sandpile model with BTW like toppling rule recently introduced in the literature [Tsuchiya and Katori, Phys. Rev. E **61**, 1183 (2000)] is studied. Using a scaling analysis of the different energy scales involved in the model and numerical simulations it is shown that this model belong to a universality class different from that of previous models considered in the literature.

64.60.Lx, 05.70.Ln

I. INTRODUCTION

Recently Tsuchiya and Katori [1] have introduced a non conservative Abelian sandpile model with a toppling rule similar to that of the well known Bak, Tang and Wiesenfeld (BTW) sandpile model [2]. The model is defined in a square lattice of size L and an integer energy profile z_{ij} is considered. Sites with energy below the threshold $z_c = 4\alpha\zeta$ are stable. If the energy at any given site (i, j) exceeds this threshold the site transfer energy to its four nearest neighbors following the toppling rule: $z_{ij} \rightarrow z_{ij} - z_c$, $z_{i\pm 1j} \rightarrow z_{i\pm 1j} + \zeta$ and $z_{ij\pm 1} \rightarrow z_{ij\pm 1} + \zeta$. ζ is an integer number and α is such that z_c is also integer. The boundaries are assumed to be open and the system is perturbed by adding a unit of energy at a site selected at random and letting it evolve until an equilibrium configuration is reached.

On each toppling event an amount of energy $\epsilon = 4\zeta(\alpha - 1) > 0$ is dissipated. For $\alpha = 1$ the model is conservative and it is just the BTW model but with a different scale of toppling and addition energy. In the conventional BTW model the energy added to perturb the system is 1 and on toppling an active site transfer an energy 1 to each neighbor, they are of the same order. In the model defined above the energy added is still 1 but the energy transferred on toppling is ζ . For $\alpha = 1$ and $\zeta = 1$ we exactly recover the BTW model but in the limit $\zeta \gg 1$ we obtain the BTW model under a uniform driving.

In this case ($\alpha = 1$) the avalanches can be decomposed in a sequence of sub avalanches called waves [3] with well defined finite size scaling properties. On the contrary, for the distribution of the overall avalanche size s , the total number of toppling events required to reach an stable configuration after the system is perturbed, a multi-fractal analysis is more appropriate [4]. The break down of the finite size scaling has been recently shown to be a consequence of the existence of correlations in the sequence of waves [5].

On the contrary, for $\alpha > 1$ the model is non conservative but still Abelian [1]. Exact calculations by Tsuchiya

and Katori yield in the thermodynamic limit $L \rightarrow \infty$ the mean avalanche size (including avalanches with size zero) $\langle T \rangle = \epsilon^{-1}$ [1]. Since $\epsilon = 4\zeta(\alpha - 1)$ they concluded that in the limit $\alpha \rightarrow 1$ $\langle T \rangle$ diverges. However, as it is shown in sec. II this conclusion is wrong because α cannot goes to zero in an arbitrary way, in order to satisfy the constraint that $z_c = 4\alpha\zeta$ remains integer. It is demonstrated here that $\epsilon \geq 1$ and, therefore, $\langle T \rangle \leq 1$ for all possible values of ζ and α .

The main goal of this work is to investigate the scaling properties of this non conservative BTW like model in the limit $\alpha \rightarrow 1$. The main questions to be asked are related with the existence or not of criticality in the conservative limit $\alpha \rightarrow 1$ and if in this limit one recovers the conventional BTW model $\alpha = 1$. From the analysis of the energy scales involved in the model (sec. II) and numerical simulations (sec. III) it is concluded that the model is critical when $\alpha \rightarrow 1$ but it does not belong to the universality class of that of the BTW model. Its relation with other non conservative models with BTW like toppling rule introduced in the literature [6–8] is also discussed (sec. III).

II. SCALING LAWS

In this section some scaling laws are derived based on the energy scales involved in the model. The main idea of this approach is that the balance between input and dissipation of energy determine the scaling of some magnitudes with the dissipation per toppling event, following the general guidelines introduced by Vespignani *et al* [9]. For this purpose the avalanches are assumed to be instantaneous and the analysis is focused in the time scale of the driving field. On each step one adds 1 unit of energy and measure the toppling activity and the energy dissipated. On each toppling event an amount of energy $\epsilon = 4\zeta(\alpha - 1)$ is locally dissipated while an amount 4ζ is transferred to nearest neighbors. For boundary sites part of the energy is also dissipated through the boundary.

Let $G(r)$ be the Green function [10], the average number of toppling events at a distance r from the site where the energy was added. Close to $r = 0$ the effect of local dissipation gives a small contribution and the main energy scale is given by the transport of the energy at active sites to their nearest neighbors. On the contrary, far from $r = 0$ the effects of the local dissipation becomes more important. How far will depend on certain correlation length ξ such that for $r \ll \xi$ transport is more important than local dissipation while for $r \gg \xi$ the opposite occurs.

Thus, there are two characteristic lengths in this model: the system size L and the correlation length ξ . The analysis developed above is valid in the thermodynamic limit $L \gg \xi$. In this case the dissipation through the boundary of the system is negligible in comparison with the energy dissipated on each toppling event. In such a situation the only way to reach an stationary state of the energy profile is to balance the input of energy from the driving field and with the energy locally dissipated and $G(r)$ is expected to satisfy the scaling law

$$G(r) = r^{\eta-d} \mathcal{F}(r/\xi), \quad (1)$$

where η is an scaling exponent and d is the spatial dimension. ξ appears as the only characteristic length of the system because it has being assumed that $L \gg \xi$.

The amount of energy $\delta E_d(r)$ locally dissipated inside an hyper-circle of radius r is

$$\delta E_d(r) \propto \epsilon \int_0^r d\rho \rho^{d-1} G(\rho) \propto \epsilon \xi^\eta f(r/\xi), \quad (2)$$

where $f(x) = \int_0^x dy y^{\eta-1} \mathcal{F}(y)$. On the other hand, the average energy transported through its boundary $\delta E_t(r)$ is given by

$$\delta E_t(r) \propto \zeta r^{d-1} \frac{dG}{dr}(r) \propto \zeta \xi^{\eta-2} g(r/\xi), \quad (3)$$

where $g(x) = d[x^{\eta-2} \mathcal{F}(x)]/dx$. The correlation length ξ can be defined as the radius r where this two contribution becomes of the same order. With this definition and equating eqs. (2) and (3) with $r = \xi$ it results that

$$\xi \sim \left(\frac{\zeta}{\epsilon} \right)^\nu, \quad \nu = \frac{1}{2}. \quad (4)$$

On the other hand, on each step 1 unit of energy is added and in average the amount $\epsilon \langle T \rangle$ is dissipated, where $\langle T \rangle \propto \int_0^\infty dr r^{d-1} G(r)$ is the mean avalanche size counting even the case when it has size 0. Equating this two contributions it results that

$$\langle T \rangle = \frac{1}{\epsilon} = \frac{1}{4\zeta(\alpha-1)}, \quad (5)$$

and using eq. (1)

$$\eta = 0. \quad (6)$$

Eq. (5) reproduces the exact result by Tsuchiya and Katori. The present approach is however based on more general arguments and can be easily adapted to any sandpile model with local dissipation. The same argument (energy balance) has been previously used by Vespignani *et al* [9] to understand the scaling properties of other sandpile models with local dissipation. Here, a slightly different approach has been considered where the new parameter ζ , the ratio between the energy received from nearest active neighbors and from the driving field, has been taken into account.

From eq. (5) Tsuchiya and Katori concluded that when $\alpha \rightarrow 1$ $\langle T \rangle$ diverges. However, this conclusion is not valid if $z_c = 4\zeta\alpha$ is restricted to be an integer number. To show this let us write $\alpha = 1 + \epsilon/4\zeta$ which can be always be done. But $4\zeta\alpha = 4\zeta + \epsilon$ is restricted to take integer values. With ζ being an integer number the only way to satisfy this requirement is that ϵ is also integer, i.e. $\epsilon = 1, 2, 3, \dots$. Then, since the smaller non negative integer is 1 it is concluded that $\epsilon \geq 1$ and, therefore, from eq. (5) $\langle T \rangle \leq 1$.

Nevertheless, the correlation length ξ in eq. (4) not only depends on ϵ but also in ζ . For fixed ϵ it diverges in the limit $\zeta \rightarrow \infty$ and the model is critical. The real control parameter is then $\epsilon_{eff} = \epsilon/\zeta$, i.e. the energy dissipated per toppling event relative to the characteristic energy scale of transport ζ . Although this result is in complete agreement with the field theory approach of Vespignani *et al* [9] the fact that $\langle T \rangle$ does not diverges when $\epsilon_{eff} \rightarrow 0$ ($\zeta \rightarrow \infty$) excludes this model from their analysis.

Moreover, in previous sandpile models conservation implies the scaling law $\langle s \rangle \sim \xi^2$, where $\langle s \rangle$ is the mean avalanche size excluding those with size 0 [9]. To investigate the validity of such scaling relation for the present model let us take into account that $\langle s \rangle$ is related to $\langle T \rangle$ through the expression

$$\langle s \rangle = \langle T \rangle / P_a, \quad (7)$$

where P_a is the probability to obtain an avalanche with non zero size. In the models considered by Vespignani *et al* [9] $\zeta = 1$ and, therefore, from eqs. (4), (5) and (7) it results that $\langle s \rangle \sim \xi^2 / P_a$. Moreover, in this models P_a has a finite value and, therefore, one obtains the mentioned scaling law $\langle s \rangle \sim \xi^2$.

On the contrary, in the model considered here $\langle s \rangle$ can not be related to ξ using these arguments. For fixed ϵ from eqs. (5) and (7) one obtains that $\langle s \rangle \sim 1/P_a$. Thus, from the energy balance invoked above we cannot say anything about the scaling of $\langle s \rangle$ with ξ (an exponent 2 will be an accidental coincidence) and, therefore, this model defines a new universality class.

III. NUMERICAL SIMULATIONS AND DISCUSSION

In this sections results obtained from numerical simulations of the model studied above are presented. The simulations were performed using $\epsilon = 1$, $L = 4096$ and ζ ranging from 2^0 to 2^{10} ($\epsilon_{eff} = 1/\zeta$ ranging from 1 to 2^{-10}). For these values the condition $L \ll \xi$ was observed to be satisfied. Statistics was taken over 10^8 avalanches after the system has reached the stationary state.

Before entering in the analysis of the statistics of avalanches let us check the validity of eq. (5). The log-log plot of $\langle s \rangle$ vs. ζ is shown in fig. 1. A clear linear behavior is observed for $\log_{10} \zeta \geq 5$ suggesting that above this value simple scaling applies. On top of this points the numerically computed values of $1/P_a$ are plotted obtaining a quite good agreement as predicted from eq. (5). If the scaling relation $\langle s \rangle \sim \zeta^2$ where valid, using eq. (4), $\langle s \rangle \sim \zeta$. However, a linear fit to this log-log plot give a slope ~ 0.9 .

The fact that this scaling relation thus not hold is clearly shown in fig. 2, where the stationary energy distribution is shown. As it can be seen $P_a = P_{z_c-1}$ does not decreases as $1/\zeta$ but slower, which explains why $\langle s \rangle$ increases with ζ with a slope smaller than 1. The rest of the distribution does scales like $1/\zeta$ which is just a consequence of the increasing of the density of possible values of z .

The avalanche statistics will be characterized by: the number of toppling events s and steps t required to reach an stable configuration, the number of sites a "touched" by the avalanche, and the characteristic radius of the cluster formed by these sites r . The main goal of the simulations is to determine the probability densities $p_x(x, \zeta)$ ($x = s, t, a, r$) in which this magnitudes are distributed in the stationary state.

One can easily see that $s = a$, in other words sites topples only once within an avalanche. In this model, as a difference with the original BTW model, only one wave of topplings takes place. The first wave if generated from an initial site with height $z = z_c = 4\zeta + \epsilon$. When this site topples it transfer an amount equal to z_c to its nearest neighbors and, therefore, ends with energy $z = 0$. The best we can have to obtain a second toppling at this site is that its four nearest neighbors also become active. In such a case the initial side will receive $4\zeta < z_c$ units of energy, which is not enough to make the site active again. Hence, no second wave will be obtained yielding $s = a$.

With this conclusion we can also guess that the probability densities $p(x, \zeta)$ will satisfy simple finite size scaling because it is well known that the first wave does [3]. However, the scaling exponents not necessarily will be those obtained for the scaling of waves because in the present model conservation does not introduce any scaling relation among the different scaling exponents.

If finite size scaling applies then these densities will satisfy the

$$p_x(x, \zeta) = x^{-\tau_x} \mathcal{G}[x/x_c(\zeta)], \quad (8)$$

where τ_x is the power law exponent characterizing the self-similar regime and x_c is a cut off above which the distribution deviates form a power law and has a fast decay given by \mathcal{G} . The validity of this scaling form is supported by the numerical results. The cut off x_c is determined by the existence of the characteristic length $\xi \sim \zeta^\nu$ and is expected to scale as $x_c \sim \xi^{D_x} \sim \zeta^{d_x}$, where $d_x = D_x \nu$ is an effective fractal dimension.

To compute the exponents τ_x and d_x the moment analysis technique introduced by De Menech *et al* [11] is used. The moments of the probability density in eq. (8) are given by

$$\langle x^q \rangle = \int_0^\infty dx p(x) x^q \sim \zeta^{\sigma_x(q)}, \quad (9)$$

where

$$\sigma_x(q) = (1 - \tau_x)d_x + d_x q. \quad (10)$$

The last equivalence in eq. (9) is valid for values of q not to small, for which the precise form of $p_x(x, \zeta)$ at small x is not important.

$\sigma_x(q)$ can be determined from a linear fit to the log-log plot of $\langle x^q \rangle$ vs. ζ . The resulting values using $\zeta = 2^5, 2^6, \dots, 2^{10}$ are shown in fig. 3. In all cases ($x = s, t, r$) for q larger than 1 a well defined linear dependence is observed. From the linear fit (see eq. 10) to this plots the exponents τ_x and d_x are computed. The results are shown in table I.

The exponent ν is very close to $1/2$ in very good agreement with the scaling arguments of previous section. On the other hand, d_s is quite close to 1 which implies that the avalanche size (or area) scale as $s \sim r^2$, i.e. avalanches are compact $D_s = 2$. With this value, the scaling relation $(2 - \tau_s)D_s = 2$ yields the power law exponent $\tau_s = 1$ which is clearly in disagreement with the value computed numerically. The reason for this result is that conservation does not introduce any scaling relation as it generally occurs in sandpile models [12].

The exponents computed using the moment analysis technique can be checked using rescaled plots of the integrated distribution $P_x(x, \zeta) = \int_x^\infty dx p(x, \zeta)$. The resulting plots are shown in figs. 4, 5, and 6. The scaling works quite good supporting the validity of the reported exponents.

In the literature we can find other sandpile models with local dissipation and BTW like toppling rule [6–8]. In the models considered in [6] and [7] the energy profile is continuous and the dissipation rate per toppling event ϵ is a control parameter which can take any real value and, therefore, can be tuned to zero. Another feature of these models is that only one wave of toppling can take place and, therefore, for any finite ϵ the model is in a different universality class from that of the BTW model.

On the other hand in [8] the energy profile is discrete as in the original BTW model at the prize of introducing

stochasticity in the model. In this case with a probability p energy is fully dissipated yielding an average dissipation per toppling event $\epsilon = 2dp$. Clearly p may take any real variable between 0 and 1 and, therefore, also in this case the dissipation per toppling event can be fine tuned to zero. As a difference with the models described in the previous paragraph, in this model multiple toppling of a site within an avalanche is possible, which make it closer to the original BTW model. Moreover, the use of finite size scaling techniques can be also questioned for this model and a multi-fractal analysis may be more appropriate [13], which is another characteristic feature of the BTW model [4]. All this elements together with the numerical results [8] suggest that in the limit $p \rightarrow 1$ ($\epsilon \rightarrow 0$) this model belong to the same universality class of the BTW model.

A common feature of all this models [6–8] is that $\langle s \rangle \sim \epsilon^{-1}$ as predicted by the field theory approach of Vespignani *et al* [9], leading to the scaling relation $(2 - \tau_s)D_s = 2$. On the contrary, in the present model the scaling of $\langle s \rangle$ with ϵ_{eff} is not known and conservation does not introduce the above scaling relation. Hence, this model belongs to different class among sandpile models.

IV. SUMMARY AND CONCLUSIONS

A non conservative Abelian sandpile model with a BTW like toppling rule has been studied. The model can be thought as the only possible generalization of the BTW model to include local dissipation without introducing stochasticity in the toppling rule and keeping a discrete energy profile. However, the scaling approach and numerical simulations reported here show that the resulting model does not belong to the universality class of the BTW model, not even to the universality class of any sandpile model previously considered in the literature.

- [7] P. Ghaffari, S. Lise, and H. J. Jensen, Phys. Rev. E **56**, 6702 (1997).
- [8] A. Chessa, E. Marinari, A. Vespignani, and S. Zapperi, Phys. Rev. E **57**, R6241 (1998).
- [9] A. Vespignani and S. Zapperi, Phys. Rev. Lett. **78**, 4793 (1997); Phys. Rev. E **57**, 6345 (1998); A. Vespignani, R. Dickman, M. A. Muñoz, and S. Zapperi, Phys. Rev. Lett. **81**, 5676 (1998).
- [10] D. Dhar and R. Rammaswamy, Phys. Rev. Lett. **63**, 1659 (1989); for a review see cond-mat/9909009.
- [11] M. De Menech, A. L. Stella, and C. Tebaldi, Phys. Rev. E **58**, R2677 (1998).
- [12] A. Vázquez and O. Sotolongo-Costa, J. Phys. A **32**, 2633 (1999).
- [13] A. Vespignani, personal communication.

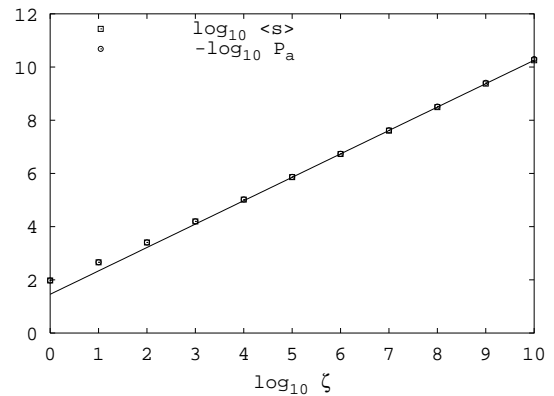


FIG. 1. Log-log plot of the mean avalanche size (excluding avalanches with size $s = 0$) as a function ζ . It can be clearly seen that it scales as P_a^{-1} , the probability per unit step to obtain an avalanche with $s > 0$. The line is a linear fit to the high ζ interval.

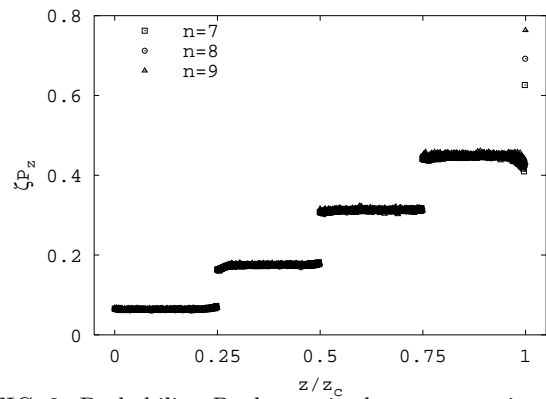


FIG. 2. Probability P_z that a site has energy z in the stationary state, for different values of $\zeta = 2^n$. z is expressed in units of the threshold $z_c = 4\zeta + 1$ while P_z has been rescaled by an amount ζ because with increasing ζ the density of z/z_c values increases as ζ .

-
- [1] T. Tsuchiya and M. Katori, Phys. Rev. E **61**, 1183 (2000).
 - [2] P. Bak, C. Tang, and K. Wiesenfeld, Phys. Rev. Lett. **59**, (1987); Phys. Rev. A **38**, 364 (1988).
 - [3] E. V. Ivashkevich, D. Ktitarov, and V. B. Priezzhev, Physica A **209**, 347 (1994); D. V. Ktitarov, S. Lübeck, P. Grassberger, and V. B. Priezzhev, Phys. Rev. E **61**, 81 (2000).
 - [4] C. Tebaldi, M. De Menech, and A. L. Stella, Phys. Rev. Lett. **83**, 3952 (1999).
 - [5] M. De Menech and A. L. Stella, arXiv:cond-mat/0002310.
 - [6] S. S. Manna, L. B. Kiss, and J. Kerész, J. Stat. Phys. **61**, 923 (1990).

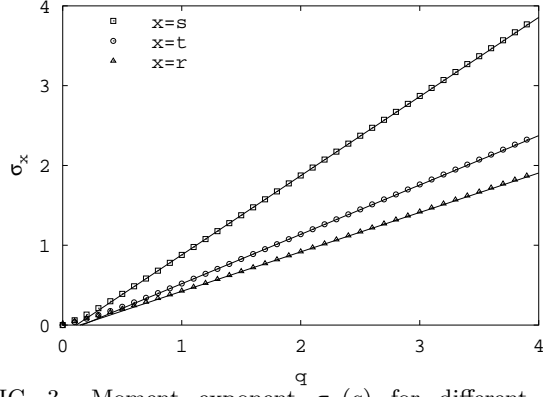


FIG. 3. Moment exponent $\sigma_x(q)$ for different values of q and $x = s, t, r$. The lines are linear fits $[\sigma_x(q) = (1 - \tau_x)d_x + d_x q]$ in the interval $1 \leq q \leq 3$. The resulting exponents τ_x and d_x are shown in tab. I.

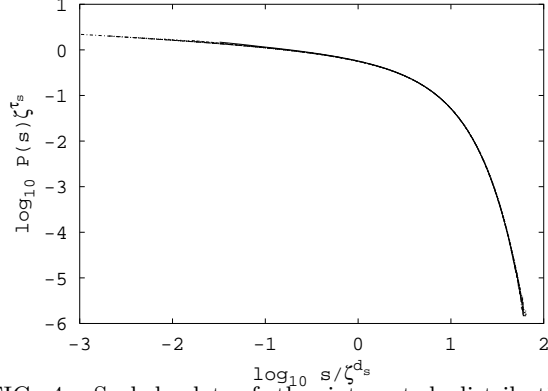


FIG. 4. Scaled plot of the integrated distribution of avalanche sizes (or area since $s = a$ in this model) using the exponents displayed in tab I.

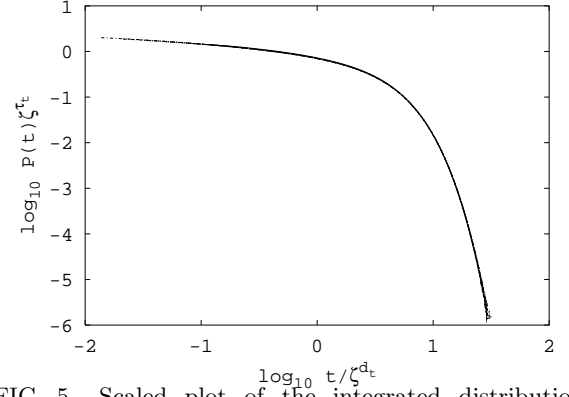


FIG. 5. Scaled plot of the integrated distribution of avalanche durations using the exponents displayed in tab I.

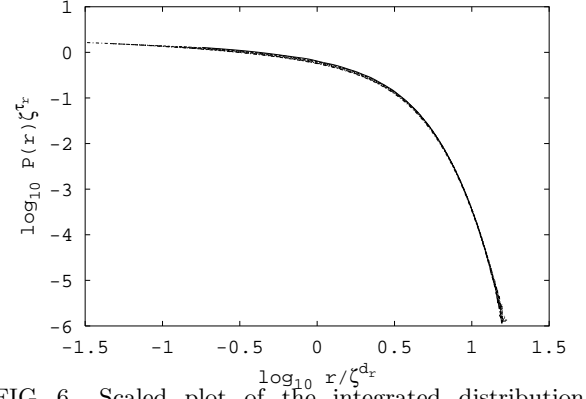


FIG. 6. Scaled plot of the integrated distribution of avalanche radius using the exponents displayed in tab I.

d_s	d_t	$d_r = \nu$	τ_s	τ_t	τ_r
0.994(5)	0.630(5)	0.495(5)	1.11(1)	1.16(1)	1.14(1)
$D_s = d_s/\nu$	$z = D_t = d_t/\nu$				
2.01(1)	1.27(1)				

TABLE I. Scaling exponents obtaining from linear fits $[\sigma_x(q) = (1 - \tau_x)d_x + d_x q]$ to the data shown in fig. 3.