

# Quasiparticles in a strongly correlated liquid with the fermion condensate: applications to high temperature superconductors

S.A. Artamonov, and V.R. Shaginyan<sup>1</sup>

Petersburg Nuclear Physics Institute, Russian Academy of Science, Gatchina, 188350 Russia

## Abstract

A model of a strongly correlated electron liquid based on the fermion condensation (FC) is extended to the consideration of high temperature superconductors. Within our model the appearance of FC presents a boundary, separating the region of strongly interacting electron liquid from the region of strongly correlated electron liquid. We study the superconductivity of strongly correlated liquid and show that under certain conditions the superconductivity vanishes at temperatures  $T > T_c \simeq T_{node}$ , with the superconducting gap being smoothly transformed into a pseudogap. As a result, the pseudogap occupies only a part of the Fermi surface. The gapped area shrinks with increasing temperature and vanishes at  $T = T^*$ . The single particle excitation width is also studied. The quasiparticle dispersion in systems with FC can be presented with two straight lines, characterizing by effective masses  $M_{FC}^*$  and  $M_L^*$ , respectively, and intersecting near the binding energy which is of the order of the superconducting gap. It is hoped that this strong change of the quasiparticle dispersion at the binding can be enhanced in underdoped samples because of strengthening the FC influence. The FC phase transition in the presence of the superconductivity is examined, and it is shown that such a phase transition can be considered as kinetic energy driven.

PACS numbers: 71.27.+a, 74.20.Fg, 74.25.Jb

*Keywords:* Strongly correlated liquid; Phase transitions; Superconductivity; Pseudogap

## 1 Introduction

Unusual properties of the normal state of high temperature superconductors attract attention for a long time. As a result, owing to these properties which are well beyond frames of the standard Fermi liquid theory, a notion of a strongly correlated liquid emerges (see e.g. [1, 2]). Afterwards, angle-resolved photoemission studies revealed the unusual properties observed in underdoped samples when the leading edge gap is discovered up to temperature  $T^* > T_c$ . Such a behavior is interpreted as coming from the pseudogap formation and observed in a number of underdoped compounds such as  $\text{YBa}_2\text{Cu}_3\text{O}_{6+x}$ ,  $\text{Bi}_2\text{Sr}_2\text{CaCu}_2\text{O}_{8+\delta}$ , etc. As  $T$  is raised above  $T^*$  the pseudogap closes leading to a large Fermi surface and extremely flat dispersion in electronic spectra, which is called an extended Van Hove singularity [3 – 8]. Further still, a break in the quasiparticle dispersion near  $50 \text{ meV}$  have been observed, that results in a drastic change of the quasiparticle velocity [9, 10]. Such a behavior is definitely different from what one would expect from a normal Fermi liquid.

To describe a correlated liquid one can use a conventional way, assuming that the correlated regime is related by adiabatic continuity with the noninteracting Fermi gas, as it is done in the framework of the well known Landau theory of normal Fermi liquid. A question is in order at

---

<sup>1</sup>E-mail: vrshag@thd.pnpi.spb.ru

this point: is it possible? Most likely the answer is negative. Thus, with view to tackle the above-mentioned problems we direct our attention to a model in the frame of which a strongly correlated liquid is separated from conventional Fermi liquid by a phase transition related to the onset of the FC [11, 12]. The purpose of our paper is to show that without any adjustable parameters a number of the fundamental problems of strongly correlated systems are naturally explained within the model. The paper is organized as follows. In section 2 we focus on the general features of Fermi systems with FC. After that, in section 3, we shall show that the pseudogap behavior can be understood within the standard BCS mechanism of superconductivity provided the appearance of FC is taken into account. While section 4 exclusively deals with a condensation energy which is liberated when system in question undergoes the superconducting phase transition superimposing on the FC phase transition. In section 5 we describe the quasiparticle dispersion and lineshape. Finally, in section 6 we summarize the main results of our paper.

## 2 The main features of liquids with FC

We will first consider the key points of the FC theory. FC is related to a new class of solutions of the Fermi-liquid-theory equation [13],

$$\frac{\delta(F - \mu N)}{\delta n(p, T)} = \varepsilon(p, T) - \mu(T) - T \ln \frac{1 - n(p, T)}{n(p, T)} = 0, \quad (1)$$

for the quasiparticle distribution function  $n(p, T)$ , depending on the momentum  $p$  and temperature  $T$ . Here  $F$  is the free energy,  $\mu$  is the chemical potential, while  $\varepsilon(p, T) = \delta E / \delta n(p, T)$  is the quasiparticle energy and a functional of  $n(p, T)$  just like the energy  $E$  and the other thermodynamic functions. Eq. (1) is usually presented in the form of the Fermi-Dirac distribution,

$$n(p, T) = \left\{ 1 + \exp \left[ \frac{(\varepsilon(p, T) - \mu)}{T} \right] \right\}^{-1}. \quad (2)$$

In homogeneous matter and at  $T = 0$ , one gets from eq. (2) the standard solution  $n_F(p, T = 0) = \theta(p_F - p)$ , with  $\varepsilon(p \simeq p_F) - \mu = p_F(p - p_F) / M_L^*$ , where  $p_F$  is the Fermi momentum, and  $M_L^*$  is the commonly used effective mass [13],

$$\frac{1}{M_L^*} = \frac{1}{p} \frac{d\varepsilon(p, T = 0)}{dp} \Big|_{p=p_F}. \quad (3)$$

It is assumed to be positive and finite at the Fermi momentum  $p_F$ . As a result, the  $T$ -dependent corrections to  $M_L^*$ , the quasiparticle energy  $\varepsilon(p)$ , and the other quantities, start with  $T^2$ -terms.

But this solution of eq. (1) is not the only one possible. There exist ‘‘anomalous’’ solutions of eq. (1) associated with the so-called fermion condensation [11, 14, 15]. Being continuous and satisfying inequality  $0 < n(p) < 1$  within some region in  $p$ , such a solution  $n(p)$  admits a finite limit for the logarithm in eq. (1) at  $T \rightarrow 0$  yielding,

$$\varepsilon(p) = \frac{\delta E[n(p)]}{\delta n(p)} = \mu, \quad p_i \leq p \leq p_f. \quad (4)$$

In effect eq. (4) is designed to search the minimal value of  $E$  as a functional of  $n(p)$  when it is suggested that a strong rearrangement of the single particle spectra can take place. We see

from eq. (4) that the occupation numbers  $n(p)$  become variational parameters: the solution  $n(p)$  appears if the energy  $E$  is lowered by alteration of the occupation numbers. Thus, within the region  $p_i < p < p_f$ , the solution  $n(p)$  deviates from the Fermi step function  $n_F(p)$  in such a way that the energy  $\varepsilon(p)$  stays constant while outside this region  $n(p)$  coincides with  $n_F(p)$ . As a result, the standard Kohn-Sham scheme for the single particle equations is no longer valid beyond the point of the FC phase transition [16]. Such a behavior of systems with FC is clearly different from what one expects from the well known local density calculations, therefore these calculations are hardly applicable to describe systems with FC. While the quasiparticle formalism is applicable to this problem since, as we shall see below, the damping of single particle excitations is not large compared to their energy [15]. It is also seen from eq. (4) that a system with FC has the well-defined Fermi surface.

The new solutions, as it is seen from eq. (1), possess at low  $T$  the shape of the spectrum  $\varepsilon(p, T)$  linear in  $T$  [17]:

$$\varepsilon(p, T) - \mu(T) \simeq \frac{(p - p_f)p_f}{M_{FC}^*} \simeq T \ll T_f, \quad (5)$$

within the interval occupied by the fermion condensate. If  $T \ll T_f$  it follows from eqs. (1,5) that effective mass  $M_{FC}^*$  related to FC

$$\frac{M_{FC}^*}{M} \sim \frac{N(0)}{N_0(0)} \sim \frac{T_f}{T}, \quad (6)$$

is temperature dependent, with  $M$  stands for the bare electron mass,  $N_0(0)$  stands for the density of states of noninteracting electron gas, and  $N(0)$  being the density of states at the Fermi level. Here  $T_f$  is the quasi-FC phase transition temperature above which FC effects become insignificant [15],

$$\frac{T_f}{\varepsilon_F} \sim \frac{p_f^2 - p_i^2}{2M\varepsilon_F} \sim \frac{\Omega_{FC}}{\Omega_F}, \quad (7)$$

where  $\Omega_{FC}$  stands for the condensate volume,  $\varepsilon_F$  for the Fermi energy, and  $\Omega_F$  for the volume of the Fermi sphere. It is pertinent to note that outside the FC region the single particle spectrum is not distinctly affected by temperature, being defined by effective mass  $M_L^*$  given by eq. (3), which is now calculated at  $p \leq p_i$ . Thus, we are led to a conclusion that systems with FC have to be characterized by two effective masses:  $M_{FC}^*$  related to the single particle spectrum of an low energy scale, and  $M_L^*$  concerns the spectrum of higher energy scale. These two effective masses can be observed as the break in the quasiparticle dispersion. This break is observed at temperatures  $T \ll T_f$ , and when the superconducting state are superimposed on the FC state as well. In the former case the occupation numbers over the area taken up by the fermion condensate are slightly disturbed by the pairing correlations so that effective mass  $M_{FC}^*$  becomes large but finite. We remark that at comparatively low temperatures FC and the superconductivity go together due to the remarkable peculiarities of the FC phase transition. This transition is related to spontaneous breaking of gauge symmetry: the superconductivity order parameter  $\kappa(p) = \sqrt{n(p)[1 - n(p)]}$  has a nonzero value over the region occupied by the fermion condensate, while the gap  $\Delta$  may vanish [15, 16].

It is seen from eq. (4) that at the point of FC phase transition  $p_f \rightarrow p_i \rightarrow p_F$ , while the effective mass and the density of states, as it follows from eqs. (4,6), tend to infinity. One can conclude that the beginning of the FC phase transition is connected to the absolute growth of  $M_{FC}^*$ . The

onset of the charge density-wave instability in an electron system, which takes place as soon as the effective electron-electron constant  $r_s$  achieves its critical value  $r_{cdw}$ , is to be preceded by the unbound growth of the effective mass [18]. The physical reason for this growth is the contribution of the virtual charge density fluctuations to the effective mass. We remark that the excitation energy of these fluctuations become very small if  $r_s \simeq r_{cdw}$ . Thus, when  $r_s \sim r_{cdw}$  FC can take place. So, the standard Fermi liquid behavior can be broken by strong charge fluctuations as soon as the insulator regime is approached in a continuous fashion. We remind that the charge-density wave instability takes place in three-dimensional [19] and two-dimensional (2D) electron liquids [20] at the sufficiently high  $r_s$ . Assuming a simple liquid, the effective constant turns out to be proportional to the dimensionless average distance  $r_s \sim r_0/a_B$  between particles (electrons or holes) of system in question, with  $r_0$  being the average distance, and  $a_B$  is the Bohr radius. As soon as  $r_s$  reaches its critical value the FC phase transition takes place. Thereafter, the condensate volume turns out to be proportional to  $r_s$  as well as  $T_f/\varepsilon_F \sim r_s$  [15, 18]. In fact the effective coupling constant  $r_s$  increases with decreasing doping. The proposal assumes that both  $T_f$  and condensate volume  $\Omega_{FC}$  build up with decreasing doping. Then, FC serves as a stimulating source of new phase transitions which lift the degeneracy of the spectrum. FC can produce, for instance, the spin density wave (SDW) phase transition, or antiferromagnetic one, thus promoting a variety of the system properties. It is worth to remark that the SDW phase transition, antiferromagnetic transition and charge density one depend on  $r_s$  as well, taking place at the sufficiently large value of  $r_s$  even FC were absent. The superconducting phase transition is also aided by FC. We are going to analyze the situation when the superconductivity wins the competition with the other phase transition up to a temperature  $T_c$ . It is worth to remark that above the temperature  $T^* \ll T_f$  the system under consideration is in its anomalous normal state, eq. (6) is valid, and one can observe the smooth non-dispersive segments of the spectra at the Fermi surface [7].

### 3 Superconductivity in the presence of FC

Let us focus our attention on investigating the pseudogap which is formed above  $T_c$  in underdoped (UD) high temperature superconductors [4 – 8]. As we shall see the existence of the pseudogap is closely allied with the presence of FC characterized by sufficiently high temperature  $T_f$  given by eq. (7). Thus, the pseudogap is peculiar to UD samples, while optimally (OP) and overdoped (OD) samples do not exhibit such a feature. Let us consider a 2D liquid on a simple square lattice which has a superconducting state with the d-wave symmetry of the order parameter  $\kappa$ . We assume that the long-range component  $V_{lr}(\mathbf{q})$  of a particle-particle interaction  $V_{pp}(\mathbf{q})$  is large and repulsive and has such a radius  $q_{lr}$  in the momentum space that  $p_F/q_{lr} \leq 1$ . The short-range component  $V_{sr}(\mathbf{q})$  is relatively small and attractive, with its radius  $p_F/q_{sr} \gg 1$  [21, 22]. As a result, the low temperature gap  $\Delta$  in agreement with the requirements of the d-symmetry is given by the expression [21, 22, 23]

$$\Delta(\phi) = 2\kappa(\phi)E(\phi) \simeq \Delta_1 \cos 2\phi = \Delta_1(x^2 - y^2),$$

where  $E(\phi) = \sqrt{\varepsilon^2(\phi) + \Delta^2(\phi)}$ , and  $\Delta_1$  is the maximal gap. At finite temperatures the equation for the gap can be written as

$$\Delta(p, \phi) = - \int_0^{2\pi} \int V_{pp}(p, \phi, p_1, \phi_1) \kappa(p_1, \phi_1) \tanh \frac{E(p_1, \phi_1)}{2T} \frac{p_1 dp_1 d\phi_1}{4\pi^2}, \quad (8)$$

where  $p$  is the absolute value of the momentum, while  $\phi$  is the angle. It is also suggested that FC arises near the van Hove singularities, causing as it follows from eq. (6), large density of states at these points. Note, that the different areas of FC overlap *only* slightly [17].

Because of the chosen interaction  $V_{pp}$ ,  $\Delta$  as a function of  $\phi$  obeys the following condition:

$$\Delta\left(\frac{\pi}{4} + \phi\right) = -\Delta\left(\frac{\pi}{4} - \phi\right), \quad (9)$$

thus vanishing at  $\pi/4$ . Therefore,  $\Delta$  can be expanded in Taylor series around  $\pi/4, p \approx p_F$ :

$$\Delta(p, \theta) = \theta a - \theta^3 b + \dots, \quad (10)$$

with  $\theta = \phi - \frac{\pi}{4}$ . Hereafter we shall consider the solutions of eq. (8) on the interval  $0 < \theta < \pi/4$ . Recast eq. (8), setting  $p \approx p_F$  and separating out the contribution  $I_{lr}$  which comes from  $V_{lr}$ , while the contribution related to  $V_{sr}$  is denoted by  $I_{sr}$ . At small angles  $I_{lr}$  can be approximated in accordance with (10) by  $I_{lr} = \theta A + \theta^3 B$ , with parameters  $A$  and  $B$  independent upon  $T$  if  $T \leq T^* \ll T_f$ , since they are defined by the integral over the regions occupied by FC. This theoretical observation is consistent with the experimental results which show that  $\Delta_1$  is essentially  $T$ -independent at temperatures  $T < T^*$  [7]. For  $I_{sr}$  the expansion in powers of  $\theta$  has coefficients dependent upon  $T$ . Therefore it is more convenient to use for  $I_{sr}$  its integral representation which follows from (8). Thus, one has for  $\Delta$ ,

$$\Delta(\theta) = I_{sr} + I_{lr} = - \int_0^{2\pi} \int V_{sr}(\theta, p_1, \phi_1) \kappa(p_1, \phi_1) \tanh \frac{E(p_1, \phi_1)}{2T} \frac{p_1 dp_1 d\phi_1}{4\pi^2} + \theta A + \theta^3 B. \quad (11)$$

In eq. (11) the variable  $p$  was omitted since  $p \approx p_F$ . It is seen from eq. (11) that the function of FC is to produce the free term  $\theta A + \theta^3 B$ . We will show below that at  $T \geq T_{node}$  the solution of eq. (11) has the second node at  $\theta_c(T)$  in the vicinity of the first node at  $\pi/4$ . We shall also demonstrate, that temperature  $T_{node}$  makes sense of temperature  $T_c$  at which the superconductivity vanishes. To show it let us simplify eq. (11) to an algebraic equation. The quantity  $I_{sr} \sim (V_0/T)\theta$  since  $\tanh(E/2T) \approx E/2T$  if  $E \ll T$  and when  $T \approx T_{node}$  as it takes place in the vicinity of the gap node at  $\theta = 0$ . We note that the integration in eq. (11) runs over small area located at the gap node owing to the small radius of  $V_{sr}$ . Upon dividing both part of eq. (11) on  $\kappa(\theta)$ , one gets,

$$E(\theta) = -\left(\frac{V_0}{T} - A_1 - \theta^2 B_1\right)|\theta|, \quad (12)$$

with  $A_1, B_1$  being new constants, while  $V_0 \sim V_{sr}(0)$  is a constant. The quantity  $A_1$  is negative and it is inferred from the condition that eq. (8) has the only solution  $\Delta \equiv 0$  when  $V_{sr} = 0$ , while  $B_1$  is positive. The factor in brackets on the r.h.s. of eq. (12) changes its sign at some temperature  $T = T_{node} \approx V_0/A_1$ , on the other hand, the excitation energy must be  $E(\theta) > 0$ . Therefore we have two possibilities [24, 25]. The first is a result of the assumption that  $\Delta(\theta) \equiv 0$  if  $\theta$  belongs to the interval  $\Omega$  [ $0 < \theta < \theta_c$ ]. In such a case, when  $T > T_{node}$  we have to solve eq. (8) with the imposed condition:

$$\Delta(\theta) \equiv 0, \quad \text{if } : 0 < \theta < \theta_c; \quad T_{node} < T.$$

This resembles eq. (4) with the parameter  $\mu$  being equal zero. The resemblance is not coincidental, for in both cases we are searching for new solutions. Such solutions do exist since the points  $\theta = 0; \theta = \theta_c$  present the branching points of the solutions.

Now consider the second possibility that can take place if the mentioned above solution does not lead to a minimal value of the free energy. Since the excitation energy for a stable state must be positive this can result in reversing the sign of  $\Delta$  at the point  $\theta = \theta_c$ . Then gap  $\Delta(\theta)$  keeps its sign within the interval  $\Omega$ , changing the sign once more at the point  $\theta = 0$ , with  $\Delta(\theta_c) = \Delta(0) = 0$ . Thus, we must conclude that the gap  $\Delta$  possesses the new nodes at  $T > T_{node}$  [25], see Fig. 1. It is seen from eq. (12) that the angle  $\theta_c$  is related to  $T > T_{node}$  by the equation,

$$T \approx \frac{V_0}{(A_1 + B_1\theta_c^2)}. \quad (13)$$

It is seen from the above consideration and eq. (12) that even below  $T_{node}$  the order parameter  $\Delta$  cannot be approximated by a simple d-wave form, instead a more sophisticated expression must be used to fit the flattening of the gap  $\Delta$  around the node. As a result, the following expression can be used:

$$\Delta(\phi) = \Delta_1[B \cos(2\phi) + (1 - B) \cos(6\phi)], \quad (14)$$

where  $0 < B < 1$  in accordance with the experimental results [8]. Here the term which includes  $\cos(6\phi)$  is the next compatible with the d-symmetry of the gap. One can also see from eq. (12) that the parameter  $B$  is a decreasing function of the temperature. At temperatures  $T > T_{node}$   $B$  is sufficiently small to produce new nodes of  $\Delta$  given by eq. (14).

As an example for the solutions of eqs. (8,11) we show, in Fig. 1, the gap  $\Delta(\phi)$  calculated at three different temperatures,  $0.9 T_{node}$ ,  $T_{node}$  and  $1.2 T_{node}$ . We note the important difference in curve (b) compared with curve (a) due to a flattening of the of curve (b) at the nodes localized within the region  $\Omega_n$  incorporating points of  $-\theta_c \leq \theta \leq \theta_c$ . As it is seen from Fig. 1, it is the new nodes restricting the area  $\Omega_n$  that give rise to the flattening. It is also seen from Fig. 1 that gap  $\Delta$  is extremely small over the range  $\Omega_n$ . It was recently shown in a number of papers (see e.g. [26, 27]) that there exists an interplay between magnetism and superconductivity order parameters, leading to the damping of the magnetism order parameter below  $T_c$ . And vice versa, one can anticipate the damping of the superconductivity order parameter by magnetism. Thus we can conclude that the gap in the range  $\Omega_n$  can be destroyed by strong antiferromagnetic correlations (or by spin density waves) which exist in underdoped superconductors [28, 29]. Then, it is believed that impurities can easily destroy  $\Delta$  in the considered area. As a result, one is led to the conclusion that  $T_c \simeq T_{node}$ , while the exact value of  $T_c$  is defined by the competition between the antiferromagnetic correlations (or spin density waves) and the superconducting correlations over the range  $\Omega_n$ .

Let us now consider the possibility for two quite different properties such as superconductivity and static spin density wave (SDW) to coexist. We will start by briefly outlining the main features of the SDW [30]. A linear SDW can serve as the simplest example, with its net polarization  $\mathbf{P}(\mathbf{r})$  being determined by the relation

$$\mathbf{P}(\mathbf{r}) = P_0 \mathbf{e} \cos(\hat{Q}x), \quad (15)$$

where  $\hat{Q}x$  is the angle between vectors  $\mathbf{Q}$  and  $\mathbf{x}$ . For convenience, the direction of SDW is taken along the coordinate axis  $\mathbf{x}$ , and  $\mathbf{e}$  is the unit polarization vector, which, generally speaking, can be of any orientation with respect to  $\mathbf{Q}$ . In contrast to the superconductivity, SDW can occupy only a part of the Fermi sphere with the volume  $\delta S \simeq p_F \delta\phi \delta k$ , where  $\delta\phi$  is the Fermi surface

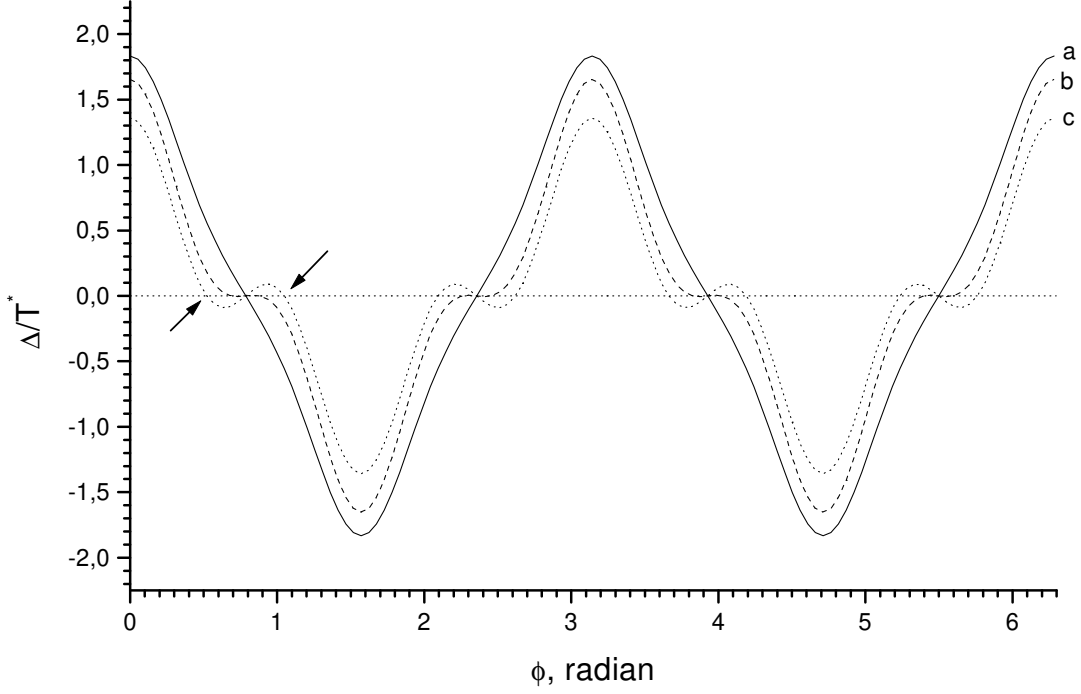


Figure 1: The gap  $\Delta$  as a function of  $\phi$  calculated at three different temperatures expressed in terms of  $T_{node} \simeq T_c$ , while  $\Delta$  is presented in terms of  $T^*$ . Curve (a), solid line, shows the gap calculated at temperature  $0.9T_{node}$ . In curve (b), dashed line, the gap is given at  $T_{node}$ . Note the important difference in curve (b) compared with curve (a) due to a flattening of the curve (b) over the region  $\Omega_n$ . Calculated  $\Delta(\phi)$  at  $1.2T_{node}$  is shown by curve (c), dotted line. The arrows indicate the two nodes restricting area  $\Omega_n$  and emerged at  $T_{node}$ .

angle, and  $\delta k$  is the “penetration depth” of the SDW into the Fermi sphere. At  $T = 0$  the energy gain  $\delta W$  due to the onset of SDW is given by the expression

$$\delta W \simeq g^2 N(0) \delta \phi. \quad (16)$$

Here  $g$  is the SDW gap determined by the following formulae [30],

$$g \simeq \frac{p_F \delta k}{N(0)} \exp\left(-\frac{4}{N(0) \gamma \delta \phi}\right), \quad (17)$$

where  $\gamma$  is the coupling constant. As is seen from eq. (8), the variation of the gap within some area produces the variation of the gap over the all occupied area of the same order of magnitude. Therefore, elimination of  $\Delta$  over a segment  $\delta \phi$  needs energy  $\delta E_1 \sim N(0) \Delta^2(\phi)$ . We can conclude that at  $T < T_{node}$  the destruction of the gap on interval  $\delta \phi$  will eliminate  $\Delta$  over the whole region, since  $\delta E_1$  is quite comparable with the gain  $\delta E$  due to the superconducting state. The situation becomes quite different at temperatures  $T \geq T_{node}$ , when  $\Delta$  is extremely small in  $\Omega_n$ , and for the

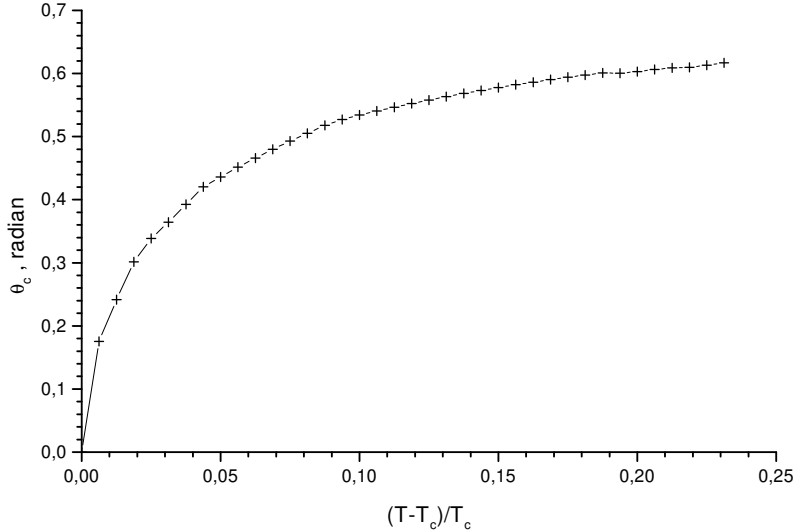


Figure 2: Calculated angle  $\theta_c$ , pulling apart the two nodes, as a function of  $(T - T_c)/T_c$ .

corresponding destruction energy the inequality  $\delta E_1 \ll \delta E$  holds. Eqs. (16,17) are very similar to the corresponding BCS equations and this similarity remains at finite temperatures also [30]. Thus, the gain  $\delta W$  and the gap  $g$  vary with the temperature in the way quite similar to that of the superconducting  $\delta E$  and the gap  $\Delta$ . We also suppose, that the SDW transition temperature  $T_n$  is high enough, so that  $T_n \geq T_c$ . Then we come to the conclusion that  $\delta E_1 < \delta W$ , and as a result the region  $\Omega_n$  will be occupied by the SDW at temperatures  $T \geq T_{node}$ , resulting in the destruction of the superconductivity [24, 25]. Note that the Fermi surface angle  $\delta\phi$  should be sufficiently large, since, as it is seen from eq. (17), the gap  $g$  depends exponentially on  $\delta\phi$ . On the other hand, since we are dealing with SDW, the angle  $\delta\phi/\pi \sim 10^{-2}$  [30]. Taking both of these features into account, one can conclude that in the vicinity of  $T_{node}$  a strong variation of the superconductivity characteristics may be observed.

As a result, on the basis of the above presented consideration, we come to the conclusion that  $\Delta(\theta)$  can be destroyed only locally within the region  $\Omega_n$  owing to the different reasons. Then, one can also deduce from the preceding that  $T_{node}$  is the temperature at which the superconductivity vanishes, that is  $T_c \simeq T_{node}$ . As to the gap at  $T > T_c$ , or, better to say, the pseudogap, it persists outside the  $\Omega_n$  region. In accordance with [5, 8], we see that the superconducting gap  $\Delta(\theta)$  smoothly transforms into the pseudogap at  $T > T_c$ . As a result, one can expect the dramatic reduction in the difference in the free energy between the normal and the superconducting state at  $T = T_c$  (the so called condensation energy which we consider in some detail in the next section). Then, it may be concluded that the temperature  $T^*$  has the physical meaning of the BCS transition temperature between the state with the order parameter  $\kappa$  and the normal state. Remembering that  $T_c \simeq V_0/A_1$ , one finds from eq. (13) that  $\theta_c \sim \sqrt{(T - T_c)/T_c}$ . This result is in harmony with our calculations of the function  $\theta_c[(T - T_c)/T_c]$  plotted in Fig. 2. Thus one can conclude that the pseudogap in UD samples “dies out” as the temperature  $T^*$  is approached. Quite naturally, one has to recognize that  $\Delta_1$  is to scale with  $T^*$ . A few remarks are in order at this point. On the basis



of the previous consideration, we can conclude that the BCS approach at the weak coupling regime is fruitful for consideration of OD, OP and UD samples. It is essential, with more underdoping, the antiferromagnetic correlations becomes stronger, breaking down the gap over the range  $\Omega_n$  at lower temperatures. Thus, one observes the decrease of  $T_c$  with decreasing doping. On the other hand, with more underdoping, the condensate volume  $\Omega_{FC}$  becomes larger, leading to increase of the gap  $\Delta_1$  since the gap is proportional to the volume [15]. In consequence of this temperature  $T^*$  becomes higher with decreasing doping. We remark that all these results are in agreement with the experimental findings [5, 8]. Then, a peak was observed at  $41 \text{ meV} \simeq \Delta_1$  in inelastic neutron scattering from single crystals of OD, OP and UD  $\text{YBa}_2\text{Cu}_3\text{O}_{6+x}$ ,  $\text{Bi}_2\text{Sr}_2\text{CaCu}_2\text{O}_{8+\delta}$ , samples at temperatures below  $T_c$ , while a broad maximum above  $T_c$  exists in underdoped samples only [31, 32]. The explanation of this peak, based on the ideas of the BCS theory, was given in [33]. From the above discussion it appears that the same explanation holds for the broad maximum in underdoped samples above  $T_c$  since the physics of the process is essentially the same.

## 4 Condensation energy

Now consider the energy gain or condensation energy  $E_{cond}$  which is liberated when system in question undergoes the superconducting phase transition involved in the FC phase transition. Here we simplify matters by putting  $T = 0$ . Energy  $E_{cond}$  can be schematically broken into two parts related to the kinetic energy and potential one respectively. Recently the condensation energy has been considered in [34], and it was argued that the main contribution to the condensation energy comes from the kinetic energy, that is the superconducting phase transition of high temperature superconductors is kinetic energy driven. Here we give a possible interpretation of the situation. It is known [35] that in the case of the superconducting phase transition the positive contribution comes from the potential energy, while the gain in the kinetic energy is negative, that is the superconducting phase transition is driven by the gain in the potential energy. This result is rather obvious since the ground state energy  $E_{sc}$  is of the form,

$$E_{sc}[\kappa(\mathbf{p})] = E[n(\mathbf{p})] + E[\kappa(\mathbf{p})], \quad (18)$$

with occupation numbers  $n(\mathbf{p})$  being given by  $\kappa(\mathbf{p}) = \sqrt{n(\mathbf{p})[1 - n(\mathbf{p})]}$ . The second term  $E[\kappa_p]$  on the right of eq. (18) is defined by the superconducting contribution which in the simplest case is of the form,

$$E[\kappa_p] = g_2 \int V_{pp}(\mathbf{p}_1, \mathbf{p}_2) \kappa(\mathbf{p}_1) \kappa(\mathbf{p}_2) \frac{d\mathbf{p}_1 d\mathbf{p}_2}{4\pi^2}. \quad (19)$$

While the first term  $E[n(\mathbf{p})]$  can be taken as,

$$E[n(\mathbf{p})] = \int \frac{p^2}{2M} n(\mathbf{p}) \frac{d\mathbf{p}}{4\pi^2} + \frac{g_1}{2} \int V(\mathbf{p}_1, \mathbf{p}_2) n(\mathbf{p}_1) n(\mathbf{p}_2) \frac{d\mathbf{p}_1 d\mathbf{p}_2}{4\pi^2}, \quad (20)$$

with the second integral having a role of the exchange-correlation contribution to the ground state energy. If effective mass  $M^*$  given by eq. (3) is positive and finite then  $E[n(\mathbf{p})]$  reaches its minimum at  $n(p) = n_F(p)$ , increasing as soon as  $n(p)$  deviates from the Fermi distribution as it takes place in the presence of superconducting correlations. Thus, the standard situation is that a superconducting phase transition is driven by a lowering of the potential energy [35]. The

situation may be different if a system undergoes the FC phase transition. To see it we assume for a while that  $g_2 \rightarrow 0$  and rewrite eq. (20),

$$E[n(\mathbf{p})] = \int \varepsilon(\mathbf{p})n(\mathbf{p})\frac{d\mathbf{p}}{4\pi^2} - \frac{g_1}{2} \int V(\mathbf{p}_1, \mathbf{p}_2)n(\mathbf{p}_1)n(\mathbf{p}_2)\frac{d\mathbf{p}_1d\mathbf{p}_2}{4\pi^2}, \quad (21)$$

with  $\varepsilon(\mathbf{p})$  being the single particle energy,

$$\varepsilon(\mathbf{p}) = \frac{\delta E[n(\mathbf{p})]}{\delta n(\mathbf{p})}. \quad (22)$$

Energy  $E[n(\mathbf{p})]$  can be lowered by alteration of  $n(\mathbf{p})$  if eq. (4) has solutions. As a result, one can write down the inequality [11],

$$E_{cond} = E_N - E_{FC} \geq \int (\varepsilon(\mathbf{p}) - \mu) \delta n(\mathbf{p})\frac{d\mathbf{p}}{4\pi^2} \geq 0, \quad (23)$$

with  $E_N$  being the energy of system in its normal state, and  $E_{FC}$  is the energy with FC. Here chemical potential  $\mu$  preserves the conservation of the particle number under variation  $\delta n(\mathbf{p})$ , while the integral runs over the region occupied by FC. Let us assume that the kinetic energy is given by the first term on the right of eq. (21). Then, it is seen from eq. (23) that the kinetic energy can be lowered, and this lowering is driven by the FC phase transition. It is instructive to illustrate this consideration by a simple example. We take  $V(\mathbf{p}_1, \mathbf{p}_2) = g_1\delta(\mathbf{p}_1 - \mathbf{p}_2)$ , then  $E_{cond}$  given by eq. (20) is obviously,

$$E_{cond} = \int (\varepsilon_0(\mathbf{p})n_F(p) - \varepsilon(\mathbf{p})n(p))\frac{d\mathbf{p}}{4\pi^2} + \frac{g_1}{2} \int (n^2(p) - n_F^2(p))\frac{d\mathbf{p}}{4\pi^2}, \quad (24)$$

with  $\varepsilon_0(\mathbf{p})$  being the single particle energy of the normal ground state. It is easily verified that the second term on the right of eq. (24) related to the gain of the potential energy is negative. The term can be written in the form,

$$\frac{g_1}{2} \int (n^2(p) - n_F^2(p))\frac{d\mathbf{p}}{4\pi^2} = \frac{g_1}{2} \int (n(p) - n_F(p))(n(p) + n_F(p))\frac{d\mathbf{p}}{4\pi^2}.$$

Observing that,

$$\int (n(p) - n_F(p))\frac{d\mathbf{p}}{4\pi^2} = 0,$$

due to the particle number conservation, and taking into account that,

$$(n(p) + n_F(p))|_{p \leq p_F} > (n(p) + n_F(p))|_{p_F \leq p},$$

one arrives at the conclusion. While the first term is positive because of the inequality (23). Thus, we are led to a conclusion that the FC phase transition can be considered as driven by the kinetic energy. Now let the coupling constant  $g_2$  be small, then the gap  $\Delta$  is proportional to  $g_2$  [15]. The optimal values of the occupation numbers given by eq. (4) are disturbed, leading to an increase of energy  $E[n(\mathbf{p})]$ . While the gain in the potential energy, given by eq. (19), is positive driving the formation of the superconducting ground state. Since the coupling constant  $g_2$  is sufficiently small the structure of the system's ground state is defined by FC, while the superconducting state under such conditions is a "shadow" of FC [15]. Then, the main contribution to  $E_{cond}$  comes from the FC phase transition, and the complex transition (FC plus the superconductivity) is kinetic energy driven. On the other hand, in the case when FC is weak comparatively to the superconductivity (or FC is absent) we are dealing in fact with a pure superconductive phase transition, which is obviously potential energy driven.

## 5 Quasiparticle dispersion and lineshape

We now discuss the origin of two effective masses  $M_L^*$  and  $M_{FC}^*$  in the superconducting state resulting in the nontrivial quasiparticle dispersion and in a change of the quasiparticle velocity. As we shall see below our results are in a reasonably good agreement with experimentally deduced data [9, 10]. Varying  $E_{sc}$  given by eq. (18) with respect to  $\alpha_{\mathbf{p}}$  one finds,

$$\frac{E_{sc}[\alpha_{\mathbf{p}}]}{\delta\alpha_{\mathbf{p}}} = (\varepsilon(\mathbf{p}) - \mu) \tanh(2\alpha_{\mathbf{p}}) + \Delta(\mathbf{p}) = 0, \quad (25)$$

with  $n(\mathbf{p}) = \cos^2(\alpha_{\mathbf{p}})$ , and  $\kappa(\mathbf{p}) = \sin(\alpha_{\mathbf{p}}) \cos(\alpha_{\mathbf{p}})$ , and  $\varepsilon(\mathbf{p})$  is defined by eq. (22). If  $g_2 \rightarrow 0$ , then  $\Delta(\mathbf{p}) \rightarrow 0$ , and eq. (25) reduces to,

$$(\varepsilon(\mathbf{p}) - \mu) \tanh(2\alpha_{\mathbf{p}}) = 0. \quad (26)$$

Eq. (26) requires that,

$$\varepsilon(\mathbf{p}) - \mu = 0, \quad \text{if } \tanh(2\alpha_{\mathbf{p}}) \neq 0 \quad (0 < n(\mathbf{p}) < 1), \quad (27)$$

producing FC solutions, defined by eq. (4) [25]. As soon as coupling constant  $g_2$  becomes finite but small, so that  $g_2/g_1 \ll 1$ , plateau  $\varepsilon(\mathbf{p}) - \mu = 0$  is slightly tilted and rounded off at the end points. As a result, one gets,

$$\varepsilon(\mathbf{p}) - \mu \simeq \Delta_1, \quad (28)$$

which allows to estimate the effective mass,

$$\frac{M_{FC}^*}{M} \simeq \frac{T_f}{\Delta_1}. \quad (29)$$

While the quasiparticle dispersion outside the condensate area is determined by effective mass  $M_L^*$ , given by eq. (3). We remark that calculations in the context of a simple model land support to the above consideration [15]. When eqs. (28,29) are compared with eqs. (5,6), it is apparent that gap  $\Delta_1$  plays role of the effective temperature, defining the slope of the plateau. On the other hand, at  $T = T_c$  in OD or OP samples, the gap vanishes, and we have eqs. (5,6) to define the quasiparticle dispersion and the effective mass. Taking into account that  $\Delta_1 \sim T_c$ , we are led to a conclusion that eqs. (28,29) derived at  $T = 0$  go to meet eq. (5,6) at  $T_c$ . Thus, eqs. (28,29) are approximately valid over range  $0 \leq T \leq T_c$ . Now it is safe to say, that at  $T \leq T_c$ , the quasiparticle dispersion can be presented with two straight lines, characterizing by two effective masses  $M_{FC}^*$  and  $M_L^*$ , respectively, and intersecting near point  $E_0 \sim \Delta_1$ . This effect is likely to be enhanced in UD samples at least because of the rise of temperature  $T_f$ , since the lower is the doping, the higher is  $T_f$ . We recall that in accordance with our assumption the condensate volume  $\Omega_{FC}$  is growing with the underdoping, see eq. (7) and section III. It was also suggested that FC arises near the van Hove singularities, while the different areas of FC overlap only slightly. Therefore, as one moves from  $(0, 0)$  towards  $(\pi, 0)$  the ratio  $M_{FC}^*/M_L^*$  grows in magnitude, developing into the distinct break separating the faster dispersing high energy part related to mass  $M_L^*$  from the slower dispersing low energy part defined by  $M_{FC}^*$ . In fact, suggesting that temperature  $T_f$  depends on the angle  $\phi$  along the Fermi surface, that is  $T_f(\phi)$ , and taking into account eq. (29), one can arrive at the same conclusion. The dispersions above  $T_c$  exhibit the same structure except that effective

mass  $M_{FC}^*$  is governed by eq. (6) rather than (29), and both the dispersion and break are partly "covered" by the quasiparticle width. Thus, one can conclude that there also exists a new energy scale at  $T > T_c$  defined by  $E_0$  and intimately related to  $T_f$ .

Now let us consider the quasiparticle excitations with the energy  $E(\phi) = \sqrt{\varepsilon^2(\phi) + \Delta^2(\phi)}$ . At temperatures  $T < T_c$  they are typical excitations of the superconducting state. Here we are going to perform a qualitative treatment of processes contributing to the width  $\gamma$ . Within the limits of the analysis, we can take  $\Delta_1 \simeq 0$ , considering excitations at the node. Then, our treatment holds for both  $T \leq T_c$  and  $T_c \leq T$ . For definiteness, we consider the decay of a particle implying the momentum  $p > p_F$ . Then  $\gamma(p, \omega)$  is given by the imaginary part of the diagram shown in Fig. 3a, where the wiggly lines stand for the effective interaction. Because of the unitarity one can use diagram 3b, presenting the real events, to calculate the width [37],

$$\gamma(p, \omega) = 2\pi \int \left| \frac{V(q)}{\epsilon(q, -\omega_{pq})} \right|^2 n(\mathbf{k})(1 - n(\mathbf{k} + \mathbf{q})) \delta(\omega_{pq} + \omega_{kq}) \frac{d\mathbf{q}d\mathbf{k}}{(2\pi)^4}, \quad (30)$$

with  $\epsilon(q, -\omega_{pq})$  being the complex dielectric constant, and  $V(q)/\epsilon$  is the effective interaction. Here  $\mathbf{q}$  and  $\omega_{kq} = \varepsilon(\mathbf{k} + \mathbf{q}) - \varepsilon(\mathbf{k})$  are the transferred momentum and energy, respectively, and  $\omega_{pq} = \omega - \varepsilon(\mathbf{p} - \mathbf{q})$  is the decrease in the energy of the quasiparticle as a result of the rescattering processes: quasiparticle with energy  $\omega$  decays into a quasihole  $\varepsilon(\mathbf{k})$  and two quasiparticles  $\varepsilon(\mathbf{p} - \mathbf{q})$  and  $\varepsilon(\mathbf{k} + \mathbf{q})$ . The transferred momentum  $q$  must satisfy the condition,

$$p > |\mathbf{p} - \mathbf{q}| > p_F. \quad (31)$$

Eq. (30) gives the width as a function of  $p$  and  $\omega$ , while the width of a quasiparticle of energy  $\varepsilon(p)$  is given by  $\gamma(p, \omega = \varepsilon(p))$ . Estimating the width, eq. (30), with the limitation (31) and  $\omega_{pq} \sim T$ , one finds for normal Fermi liquids

$$\gamma(p, \omega = \varepsilon(p)) \sim T^2. \quad (32)$$

In the event of FC one has,

$$\gamma(p, \omega = \varepsilon(p)) \sim T \frac{T_f}{\varepsilon_F}, \quad (33)$$

with  $\varepsilon_F$  stands for the Fermi energy [38]. Calculating  $\gamma(p, \omega)$  as a function of  $p$  at constant  $\omega$ , one gets the same result for the width given by eq. (33) when  $\omega = \varepsilon(p)$ . The calculated function can be fitted with a simple Lorentzian, since quasiparticles and quasiholes incorporated into the process are also located in the vicinity of the Fermi level provided  $\omega - \varepsilon_F \sim T$ . Then, as it follows from eq. (33), the well-defined excitations exist at the Fermi surface even in the normal state [38]. This result is in line with the experimental findings determined from the scans at a constant binding energy, (momentum distribution curves or MDCs) [36, 39]. On the other hand, considering  $\gamma(p, \omega)$  as a function of  $\omega$  at constant  $p$ , one can check that the quasiparticles and quasiholes contributing to the function may have the energy of the same order of the magnitude. Then, when  $\omega - \varepsilon_F \sim T$ , the function is of the same Lorentzian form, otherwise the shape of the function at high  $\omega$  is disturbed by high energy excitations that hardly can be considered as well defined quasiparticles (quasiholes). In view of the fact that the contribution of these excitations is enhanced by the presence of the fermion condensate, and taking into account the background at high  $\omega$ , one can conclude that the peak inevitably has a broadening which can hardly be

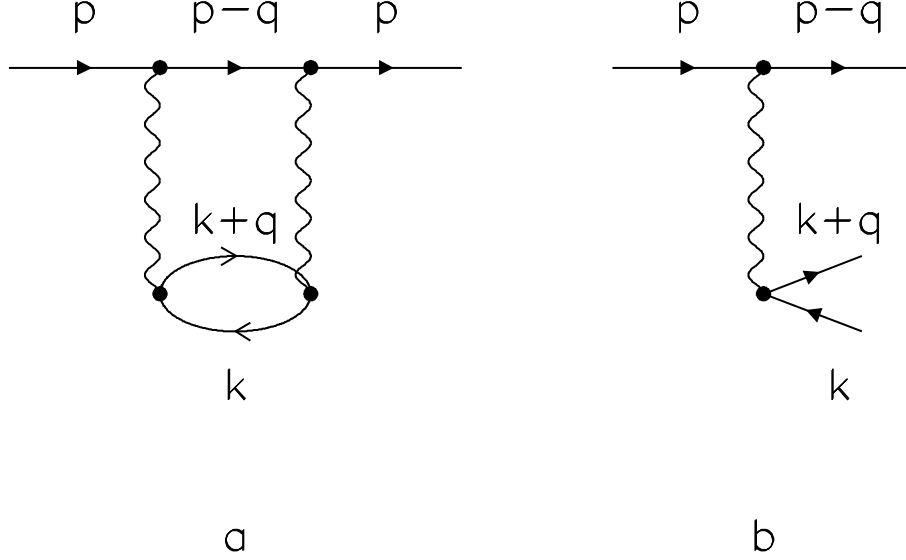


Figure 3: Diagram 3a depicts a process contributing to the imaginary part. Diagram 3b shows a real process contributing to the imaginary part, observe that quasiparticles  $\mathbf{p} - \mathbf{q}$ ,  $\mathbf{k} + \mathbf{q}$  and  $\mathbf{k}$  are on the mass shell.

interpreted as standard width defined by eqs. (30,33). Under these conditions the peak exhibits a non-Lorentzian lineshape, which checks with observations [9, 10, 40]. It is worth to note that our consideration shows that it is the spectral peak obtained from MDCs that provides important information on the existence of well-defined excitations at the Fermi level and their width. The detailed numerical results will be presented elsewhere.

At  $T > T_c$  the gap is absent in OD or OP samples, and width  $\gamma$  of excitations close to the Fermi surface is given by eq. (33). In the case of UD samples, in the range  $\Omega_n$  the gap  $\Delta(\theta) \equiv 0$ , and we have normal quasiparticle excitations with width  $\gamma$ . Outside of the range  $\Omega_n$  the Fermi level is occupied by the BCS-type excitations with the finite energy of excitation, given by the gap  $\Delta(\theta)$ . Both types of the excitations have widths of the same order of magnitude. Let us estimate  $\gamma$ . If the entire Fermi level would be occupied by the normal state the width would be equal to  $\gamma \approx N(0)^3 T^2 / \beta^2$ , with the density of states  $N(0) \sim 1/T$ , and the dielectric constant  $\beta \sim N(0)$ . Thus one has,  $\gamma \sim T$  [15]. But in our case only part of the Fermi level within  $\Omega_n$  belongs to the normal excitations. Therefore, the number of states allowed for quasiparticles and for quasiholes are proportional to  $\theta_c$ , and thus the factor  $T^2$  is replaced by  $T^2 \theta_c^2$ . Taking into account these factors, one gets,  $\gamma \sim \theta_c^2 T \sim T(T - T_c) / T_c \sim (T - T_c)$  since only small angles are considered. Here we have omitted the small contribution coming from the BCS-type excitations. That is why the width  $\gamma$  vanishes at  $T = T_c$ . Thus, the foregoing shows that in UD samples at  $T > T_c$  the superconducting gap smoothly transforms into the pseudogap. The excitations of the gapped area of the Fermi surface have the same width  $\gamma \sim (T - T_c)$ , and the region occupied by the pseudogap is shrinking with increasing temperature. These results are in good qualitative agreement with the experimental facts [4 – 7].

## 6 Concluding remarks

In summary, we have discussed the model of a strongly correlated electron liquid based on the FC phase transition and extended it to a consideration of high temperature superconductors. The FC transition fulfills the role of a boundary, separating the region of strongly interacting electron liquid from the region of strongly correlated electron liquid. We have also considered the superconductivity with d-wave symmetry of the order parameter in the presence of FC, on the basis of BCS theory ideas. We can conclude that BCS-type approach is fruitful for treatment of OD, OP and UD samples. As a result, we have shown that at temperatures  $T < T_c$  in UD samples the gap becomes flatter near the nodes, while above  $T_c$  the superconducting gap smoothly transforms into a pseudogap. The pseudogap occupies only part of the Fermi surface, which eventually shrinks with increasing temperature, vanishing at  $T = T^*$ , and the maximum gap  $\Delta_1$  scales with the temperature  $T^*$ . We have also shown that the general dependence of  $T_c$ ,  $T^*$  and  $\Delta_1$  on the underdoping level fits naturally into the considered model. At temperatures  $T^* > T > T_c$  the single particle excitations of the gapped area of the Fermi surface have the width  $\gamma \sim (T - T_c)$ . While the quasiparticle dispersion in systems with FC can be presented with two straight lines, characterizing by effective masses  $M_{FC}^*$  and  $M_L^*$ , respectively, and intersecting near point  $E_0 \sim \Delta_1$ . It is hoped that this strong change of the quasiparticle dispersion at  $E_0$  can be enhanced in UD samples because of strengthening the FC influence. The single particle excitations and their width  $\gamma$  are also studied. We have shown that well-defined excitations with  $\gamma \sim T$  exist at the Fermi level even in the normal state. This result is in line with the experimental findings determined from the scans at a constant binding energy, or MDCs. We have also treated the FC phase transition in the presence of the superconductivity and shown that such a phase transition can be considered as kinetic energy driven. Thus, without any adjustable parameters a number of the fundamental problems of strongly correlated systems are naturally explained within the suggested model.

This research was funded in part by the Russian Foundation for Basic Research under Grant No. 98-02-16170.

## References

- [1] Z.-X. Shen, and D.S. Dessau, Phys. Rep. **253**, 1 (1995).
- [2] M. Imada, A. Fujimori, and Y. Tokura, Rev. Mod. Phys. **70**, 1059 (1998).
- [3] J.C. Campuzano *et al.*, Phys. Rev. Lett. **64**, 2308 (1990).
- [4] H. Ding *et al.*, Nature **382**, 51 (1996).
- [5] H. Ding *et al.*, cond-mat/9712100.
- [6] M.R. Norman *et al.*, cond-mat/9710163.
- [7] M.R. Norman *et al.*, cond-mat/9711232.
- [8] J. Mesot *et al.*, cond-mat/9812377 v2.

- [9] P.V. Bogdanov *et al.*, cond-mat/0004349.
- [10] A. Kaminski *et al.*, cond-mat/0004482.
- [11] V.A. Khodel, and V.R. Shaginyan, JETP Lett. **51**, 553 (1990).
- [12] G.E. Volovik, JETP Lett. **53**, 208 (1991).
- [13] L.D. Landau, Sov. Phys. JETP **30**, 1058 (1956).
- [14] V.A. Khodel, V.R. Shaginyan, and V.V. Khodel, Phys. Rep. **249**, 1 (1994).
- [15] J. Dukelsky *et al.*, Z. Phys. **102**, 245 (1997).
- [16] V.R. Shaginyan, Phys. Lett. A **249**, 237 (1998).
- [17] V.A. Khodel, J.W. Clark, and V.R. Shaginyan, Solid Stat. Comm. **96**, 353 (1995).
- [18] V.A. Khodel, V.R. Shaginyan, and M.V. Zverev, JETP Lett. **65**, 253 (1997).
- [19] M. Levy, and J.P. Perdew, Phys. Rev. **48**, 11638 (1993).
- [20] L. Świerkowski, and D. Neilson, J. Szymański, Phys. Rev. Lett. **67**, 240 (1991).
- [21] D.J. Scalapino *et al.*, Phys. Rev. B **34**, 8190 (1986).
- [22] D.J. Scalapino, Phys. Rep. **250**, 329 (1995).
- [23] A.A. Abrikosov, Physica C **222**, 191 (1994).
- [24] M.Ya. Amusia, and V.R. Shaginyan, Phys. Lett. A **259**, 460 (1999).
- [25] V.R. Shaginyan, JETP Lett. **68**, 527 (1998).
- [26] N. Metoki *et al.*, Phys. Rev. Lett. **80**, 5417 (1998).
- [27] T. Honma *et al.*, J. Phys. Soc. Jpn. **68**, 338 (1999).
- [28] J. Schmalian, D. Pines, and B. Stojkovic, Phys. Rev. Lett. **80**, 3839 (1998).
- [29] I.A. Privorotsky, Sov. Phys. JETP **43**, 2255 (1962).
- [30] A.W. Overhauser, Phys. Rev. **128**, 1437 (1962).
- [31] H.F. Fong *et al.*, Natura **398**, 588 (1999).
- [32] H. He *et al.*, cond-mat/0002013 v2.
- [33] A.A. Abrikosov, Phys. Rev. B **57**, 8656 (1998).
- [34] M.R. Norman *et al.*, cond-mat/9912043; M.R. Norman *et al.*, cond-mat/0003406.
- [35] G.V. Chester, Phys. Rev. **103**, 1693 (1956).

- [36] T. Valla *et al.*, Science **285**, 2110 (1999).
- [37] R.N. Ritchie, Phys. Rev. **114**, 644 (1959).
- [38] V.A. Khodel, V.R. Shaginyan, and P. Schuck, JETP Lett. **63**, 752 (1996).
- [39] T. Valla *et al.*, cond-mat/0003407.
- [40] A. Kaminski *et al.*, cond-mat/9904390 v2.