

Overcharging of a macroion by an oppositely charged polyelectrolyte

T. T. NGUYEN and B. I. SHKLOVSKII

Department of Physics, University of Minnesota - Minneapolis, MN 55455, USA

PACS. 87.14.Gg – Biological and medical physics: DNA, RNA.

PACS. 87.15.Nn – Properties of solutions; aggregation and crystallization of macromolecules.

Abstract. – The complexation of a polyelectrolyte with an oppositely charged spherical macroion is studied for both salt free and salty solutions. When a polyelectrolyte winds around the macroion, its turns repel each other and form an almost equidistant coil. It is shown that this repulsive correlations of turns lead to the charge inversion: more polyelectrolyte winds around the macroion than it is necessary to neutralize it. The charge inversion becomes stronger with increasing concentration of salt and can exceed 100%. This paper confirms that correlations are the universal mechanism of charge inversion.

Electrostatic interactions play an important role in aqueous solutions of biological and synthetic polyelectrolytes (PE). They result in the aggregation and complexation of oppositely charged macroions in solutions. For example, in the chromatin, negative DNA winds around a positive histone octamer to form a complex known as the nucleosome. The "linker" DNA can be enzymatically cut and removed leaving only the complex DNA on the protein. The nucleosome was found to have negative net charge Q^* whose absolute value is as large as 15% of the bare positive charge of the protein, Q . This counterintuitive phenomenon is called the charge inversion and can be characterized by the charge inversion ratio, $|Q^*|/Q$. For PE-micelle systems, charge inversion has been predicted by Monte-Carlo simulations [1] and observed in Ref. [2].

These and other examples have recently stimulated several theoretical studies of charge inversion accompanying the complexation of a flexible PE with a rigid spherical or cylindrical macroion of opposite sign [3–6] (for more extensive bibliography on this subject see Ref. [4]). All these authors arrive at the charge inversion for such a complexation. It was also shown that if the PE molecule is not totally adsorbed at the surface, its remaining part is repelled by the inverted charge of the macroion and forms an almost straight radial tail [3, 4] (see Fig. 1). However, all these papers use different models and seemingly deal with charge inversion of different nature. For example, Ref. [4] deals with a finite concentration of monovalent salt and a strongly charged PE (like DNA), which causes Onsager-Manning condensation of counterions when it is located far from the macroion. It is claimed in Ref. [4] that for such a PE the charge inversion is driven by the release of counterions of PE when it gets adsorbed on the macroion surface. On the other hand, Ref. [3] arrives at the charge inversion for a salt free solution and even for a PE which does not create Onsager-Manning condensation of

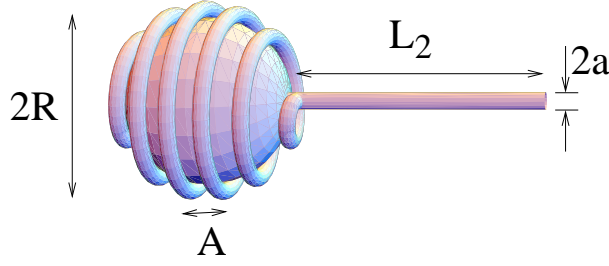


Fig. 1 – The PE winds around a spherical macroion. Due to Coulomb repulsion, neighbouring turns lie parallel to each other. Locally, they resemble a one dimensional Wigner crystal with the lattice constant A .

counterions. Thus, it is still not clear in literature whether a universal mechanism of charge inversion exists and if it does, what kind of force is that.

In this paper we present a new theory of complexation of flexible PE with an oppositely charged rigid sphere. We claim that both in salt free and salty solutions *the charge inversion is driven by repulsive correlations of PE turns at the macroion surface*. Such correlations make an equidistant coil (see Fig. 1), which locally resembles one- dimensional Wigner crystal along the direction perpendicular to PE. The charge inversion ratio is shown to be always finite. In the absence of salt, it is much smaller than 100%. In a salty solution, it grows with the salt concentration. When the Debye-Hückel screening radius r_s becomes smaller than the distance between neighbouring turns A , the charge inversion ratio can be larger than 100%. We argue below that, in a way, correlations were taken into account in Refs. [3,4] but in some cases they were overestimated.

This paper is based on ideas developed in Refs. [7,8] which dealt with the charge inversion of a macroion screened by many rigid multivalent counterions (Z -ions). The strongly correlated liquid of Z -ions adsorbed on the surface of the macroion is responsible for the charge inversion. When a Z -ion approaches the macroion surface it creates in this liquid an oppositely charged image or, in other words, a correlation hole. This happens because the liquid layer adjusts to the potential of the new Z -ion by lateral displacements of its Z -ions. Thus, the liquid layer behaves similar to a neutral metal, which is known to adsorb charged particles due to image forces. As a result, a new Z -ion experiences an additional correlation attraction to the surface and the surface becomes overcharged. The charge inversion ratio saturates when the attraction by image charge is compensated by the repulsive interaction with the inverted charge. However, it is important to understand that the liquid layer is not a perfect metal. It can not form an image with size smaller than the average distance between its Z -ions (analog of A on Fig. 1). Therefore, a finite density of the adsorbed liquid layer, and correspondingly a finite bare charge of the macroion Q are necessary in order to obtain a finite inverted charge Q^* .

The charge inversion of a macroion due to complexation with one PE molecule we study here is a similar phenomenon. Each charged monomer of the tail creates its image in the already adsorbed layer of PE and therefore experiences additional correlation attraction to the surface, which leads to the charge inversion.

For a quantitative calculation, consider the complexation of a negative PE with radius a , linear charge density $-\eta$ and length L , with a spherical macroion with radius R and positive charge Q . Because we are interested in the charge inversion of the complex, we assume that the PE length L is greater than the neutralizing length $\mathcal{L} = Q/\eta$. In this case, a finite length L_1 of

the PE is tightly wound around the macroion due to the electrostatic attraction. The rest of the PE with length $L_2 = L - L_1$ can be arranged into two possible configurations: one tail with length L_2 or two tails with length $L_2/2$ going in opposite directions radially outwards from the center of the macroion. In both cases, the tails are straight to minimize its electrostatic self-energy. We assume that $\mathcal{L} \gg R$, so that there are many turns of the PE around the sphere. Our goal is to calculate the net charge of the complex $Q^* = Q - L_1\eta = (\mathcal{L} - L_1)\eta$ and the charge inversion ratio $|Q^*|/Q$. We show that, in the most common configuration with one tail, this net charge is negative: more PE winds around the macroion than it is necessary to neutralize it.

Let us start from the salt free solution in which all Coulomb interactions are not screened. For simplicity, we assume that the PE has no intrinsic rigidity, but its linear charge density is large so that it has a rod-like configuration in solution due to Coulomb repulsion between monomers. When PE winds around the macroion, the strong Coulomb repulsion between the neighbouring PE turns keeps them parallel to each other and establishes an almost constant distance A between them (Fig. 1). The total energy of the macroion with the PE coil wound around it, F_1 , can be written as a sum of the Coulomb energy of its net charge plus the self energy of PE:

$$F_1 = (L_1 - \mathcal{L})^2/2R + L_1 \ln(A/a) . \quad (1)$$

Here and below we write all energies in units of η^2/D , where D is dielectric constant of water (thus, all energies have the dimensionality of length.) The second term in Eq. (1) deserves special attention. The self energy of a straight PE of length L_1 in the solution is $L_1 \ln(L_1/a)$. However, when it winds around the macroion, every turn is effectively screened by the neighbouring turns at the distance A . This screening brings the self energy down to $L_1 \ln(A/a)$. At length scale greater than A , the surface charge density of the spherical complex is uniform and the excess charge $L_1 - \mathcal{L}$ is taken into account by the first term in Eq. (1). One can also look at Eq. (1) from another perspective by rewriting the second term as

$$L_1 \ln(A/a) = L_1 \ln(R/a) - L_1 \ln(R/A) . \quad (2)$$

Here the first term is the self energy of the PE with length L_1 randomly positioned on the macroion. (Indeed, for a strongly charged PE, each PE segments is straight up to a distance of the order of R due to its electrostatic rigidity. If we concentrate on a segment and average over all positions of all other segments we find our segment on the uniform spherical background of opposite charge, the interaction with which is negligible compared to the segment's self energy $R \ln(R/a)$ or $\ln(R/a)$ per unit length.) Now it is easy to identify the second term of Eq. (2) as the correlation energy. It represents the lowering of the system's energy by forming an equidistant coil. This correlation energy, E_{cor} , is of the order of the interaction of the PE segment with its background (a stripe of of the length R and the width A of the surface charge of the macroion) because all other segments lie at the distance A and beyond. Estimating $A \sim R^2/L_1$, we can write

$$E_{cor} \simeq -L_1 \ln(R/A) \simeq -L_1 \ln(L_1/R) . \quad (3)$$

Substituting Eqs. (3) and (2) into Eq. (1) for the total energy of the spherical complex, we obtain

$$F_1 = L_1 \ln(R/a) - L_1 \ln(L_1/R) + (L_1 - \mathcal{L})^2/2R . \quad (4)$$

To take into account the PE tails, let us consider each tail configuration separately.

One tail configuration. In this case, the total free energy of the system is the sum of that of the spherical complex, the self energy of the tail and their interaction. This gives:

$$F = F_1 + L_2 \ln(L_2/a) + (L_1 - \mathcal{L}) \ln[(L_2 + R)/R] . \quad (5)$$

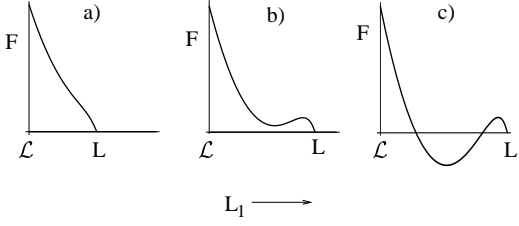


Fig. 2

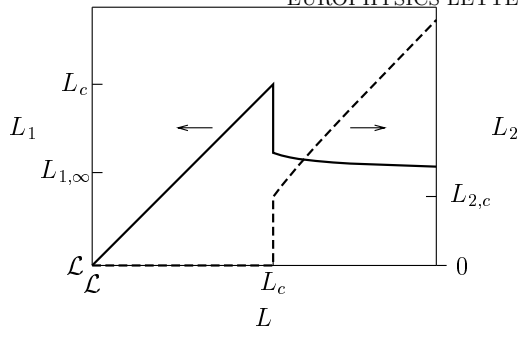


Fig. 3

Fig. 2 – Schematic plots of the free energy as function of the collapsed length L_1 at different values of L : a) $\mathcal{L} < L < L^*$, b) $L^* < L < L_c$, c) $L > L_c$.

Fig. 3 – The collapsed length L_1 (solid line) and tail length L_2 (dashed line) vs. the total PE length L . A first order phase transition happens at $L = L_c$ where a tail with a finite length $L_{2,c}$ appears.

To find the optimum value of the length L_1 one has to minimize F with respect to L_1 . Using Eq. (5) and the relation $L_2 = L - L_1$, we obtain

$$(L_1 - \mathcal{L}) [R^{-1} - (L - L_1 + R)^{-1}] = \ln(\mathcal{L}/R), \quad (6)$$

where we neglected terms of the order of unity and took into account that $L_2 \gg R$ (as shown below, Eq. (8)). The physical meaning of Eq. (6) is transparent: The left side is the energy of the Coulomb repulsion of the net charge of the spherical complex which has to be overcome in order to bring an unit length of the PE from the tail to the sphere. The right hand side (in which, L_1 has been approximated by \mathcal{L}) is the absolute value of the correlation energy gained at the sphere which helps to overcome this repulsion (See Eq. (3)). Equilibrium is reached when these two energies are equal. From Eq. (6), one can easily see that $L_1 - \mathcal{L}$ is positive, indicating a charge inversion scenario: more PE collapses on the macroion than it is necessary to neutralize it. Eq. (6) also clearly shows that correlations are the driving force of charge inversion.

To understand how the length L_1 varies for different PE length L , it is instructive to solve Eq. (6) graphically. One can see the following behavior (Fig. 2):

(a) When $L - \mathcal{L}$ is small, Eq. (6) has no solutions, $\partial F / \partial L_1$ is always negative. The free energy is a monotonically decreasing function of L_1 and is minimal when $L_1 = L$. In this regime, the whole PE collapses on the macroion.

(b) As L increases beyond a length L^* , Eq. (6) acquires two solutions, which correspond to a local minimum and a local maximum in the free energy as a function of L_1 .

(c) When L increases further, at a length $L = L_c$, the local minimum in the free energy at $L_1 < L$ becomes smaller than the minimum at $L_1 = L$. A first order phase transition happens and a tail with a finite length L_2 appears. L_c can be found from the requirement that the equation $F(L_1) - F(L) = 0$ has solutions at $0 < L_1 < L$. Using Eq. (5), one gets

$$L_c \simeq \mathcal{L} + R \ln(\mathcal{L}/R) + R \sqrt{\ln(\mathcal{L}/R)} \sqrt{\ln \ln(\mathcal{L}/R)}, \quad (7)$$

and the tail length L_2 at this critical point is

$$L_{2,c} \simeq R \sqrt{\ln(\mathcal{L}/R)} \sqrt{\ln \ln(\mathcal{L}/R)}. \quad (8)$$

As L continues to increase, L_1 decreases and eventually saturates at the constant value

$$L_{1,\infty} = \mathcal{L} + R \ln(\mathcal{L}/R) \simeq L_c - L_{2,c}, \quad (9)$$

which can be found from Eq. (6) by letting $L \rightarrow \infty$. The behavior of L_1 as a function of the PE length L in the one tail configuration is shown in Fig. 3 for $\mathcal{L} = 25R$, which corresponds to $25/2\pi \simeq 4$ turns. In this case, numerical calculation gives $L_c = 35.5R$, $L_{2,c} = 4.0R$ and $L_{1,\infty} = 30.4R$. It should be noted that, as Fig. 3 and Eqs. (7), (8) and (9) suggest, L_1 is almost equal $L_{1,\infty}$ after the phase transition.

The charge inversion ratio $|Q^*|/Q = (L_1 - \mathcal{L})/\mathcal{L}$ can be calculated from Eqs. (7) and (9):

$$|Q^*|/Q = (R/\mathcal{L}) \ln(\mathcal{L}/R) \ll 1, \quad (10)$$

at $\mathcal{L} \gg R$. Thus, the charge inversion ratio is only logarithmically larger than the inverse number of PE turns in the coil.

Two tails configuration. The free energy of the system can be written similar to Eq. (5), keeping in mind that we have two tails instead of one, each with length $L_2/2$:

$$F = F_1 + L_2 \ln \frac{L_2}{2a} + 2(L_1 - \mathcal{L}) \ln \frac{L_2 + 2R}{2R} + (L_2 + 2R) \ln \frac{L_2 + 2R}{2R} - (L_2 + 4R) \ln \frac{L_2 + 4R}{4R}. \quad (11)$$

The last two terms describe the interaction between the tails. The optimum length L_1 can be found from the condition of a minimum in the free energy. Taking into account that, as shown below, $L_2 \gg R$ and ignoring terms of the order unity, one gets

$$(L_1 - \mathcal{L}) [R^{-1} - (L_2/2 + R)^{-1}] + \ln(L_2/R) = \ln(\mathcal{L}/R). \quad (12)$$

Comparing this equation to Eq. (6), one finds an additional potential energy cost $\ln(L_2/R)$ for bringing a unit length of the PE from the end of a tail to the sphere. It originates from the interaction of this segment with the other tail. When L is not very large, $L_2 \ll \mathcal{L}$, one can neglect this additional term and the two tail system behaves like the one tail one. At a small L , the whole PE lies on the macroion surface and the system is overcharged. As L increases, eventually a first order phase transition happens, where two tails with length of the order $R\sqrt{\ln(\mathcal{L}/R)}$ appear. On the other hand, when L is very large, such that $L_2 \gg \mathcal{L}$, the new term dominates and the macroion becomes undercharged ($L_1 - \mathcal{L}$ is negative) with L_1 decreasing as a logarithmic function of the PE length:

$$L_1 \simeq \mathcal{L} - R \ln(L/\mathcal{L}). \quad (13)$$

At an exponentially large value of $L \sim \mathcal{L} \exp(\mathcal{L}/R)$, the length L_1 reaches zero and the whole PE unwinds from the macroion.

Above, we have described configurations with one tail and two tails separately. One should ask which of them is realized at a given L . Numerical calculations show that, when L is not very large, the overcharged, one tail configuration is lower in energy. At a very large value of L , the complex undergoes a first order phase transition to a two tails configuration and becomes undercharged. The value of this critical length L_{cc} can be estimated by equating the free energy (5) and (11) at their optimal values of L_1 which are given by Eqs. (9) and (13) respectively. In the limit where $\ln(\mathcal{L}/R) \gg 1$, keeping only highest order terms, we get $L_{cc} \sim \mathcal{L}^2/R$, which indeed is a very large length scale.

In practical situations, there is always a finite salt concentration in a water solution. One, therefore, has to take the finite screening length r_s into account. For any reasonable r_s , $L_{cc} \gg r_s$, and all Coulomb interactions responsible for the transition from one to two tails are screened out. Therefore, in a salty solution the two tail configuration disappears. Below we concentrate on the effect of screening on one tail or tail-less configurations only.

In a weak screening case, when $r_s \gg L_{2,c}$, Coulomb interactions responsible for the appearance of the tail remain unscreened. Therefore, the lengths L_c and $L_{2,c}$ remain almost

unchanged. The large L limit of L_1 however should be modified. At a very large tail length L_2 one should replace $L - L_1 = L_2$ by r_s in Eq. (6) because the potential vanishes beyond the distance r_s . This gives

$$L_{1,\infty}(r_s) = \mathcal{L} + R \ln(\mathcal{L}/R) + (R^2/r_s) \ln(\mathcal{L}/R) . \quad (14)$$

One can see that $L_{1,\infty}$ increases and charge inversion is stronger as r_s decreases. This is because when r_s decreases, the capacitance of the spherical complex increases, the self energy of it decreases and it is easier to charge it.

When $R < r_s < L_{2,c}$, it is easy to show that the tail length, which appears at the phase transition, is equal to r_s instead of $L_{2,c}$. This means that, before a tail is driven out at the phase transition, more PE condenses on the macroion in a salty solution than that for the salt free case. In other words, the critical point L_c is shifted towards larger values:

$$L_c(r_s) = L_{1,\infty}(r_s) + r_s . \quad (15)$$

Obviously, $L_c(r_s) > L_c$ for $r_s < L_{2,c}$ and $L_c(r_s)$ approaches L_c at $r_s \sim L_{2,c}$. When r_s approaches R , the critical length $L_c(r_s)$ reaches $\mathcal{L} + 2R \ln(\mathcal{L}/R)$, so that the inverted charge is twice as large as that for the unscreened case.

At stronger screening, when $r_s < R$, to a first approximation, the macroion surface can be considered as a charged plane. The problem of adsorption of many rigid PE molecules on an oppositely charged plane has been studied in Ref. [8], where the role of Wigner crystal like correlations similar to that shown in Fig. 1 was emphasized. The large electrostatic rigidity of a strongly charged PE makes this calculation applicable to our problem as well. One can use results of Ref. [8] in three different ranges of r_s : $R > r_s > A$, $A > r_s > a$, $a > r_s$. In all these ranges, the net charge Q^* of the macroion is proportional to R^2 instead of an almost linear dependence on R in a salt free solution. Q^* grows with decreasing r_s , so that charge inversion ratio of the macroion reaches 100% at $r_s \sim A$ and can become even larger at $r_s \ll A$. In this range, our results are in agreement with those of Ref. [5]. The tail is not important for the calculation of the charge inversion ratio because it produces only a local effect near the place where the tail stems from the macroion. In Ref. [8] we also studied charge inversion in the case when the PE is so strongly charged (for e.g., DNA) that counterions experience Onsager-Manning condensation on the PE surface. It was shown that, in spite of the partial release of counterions when PE is adsorbed at the surface, the charge inversion is still driven by correlations of neighbouring segments of PE.

Using the insight gained above, we are now in a position to achieve better understanding of the nature of the approximations employed in Refs. [3,4]. The authors of Ref. [3,4] replaced the collapsed PE by the same charge uniformly smeared at the macroion surface in order to calculate the free energy F_1 of the spherical complex. Therefore, the term $L_1 \ln(A/a)$ was omitted in Eq. (1), so that at $A \gg a$, the correlation energy was overestimated. As a result, the charge inversion obtained in Refs. [3,4], at $A \gg a$, is larger than that of our paper.

Now we would like to discuss Ref. [4] which studies charge inversion in the presence of a monovalent salt and the Onsager-Manning condensation of counterions on PE in the bulk of solution and claims that the charge inversion is driven by the release of counterions from PE when it gets adsorbed on the macroion surface. In our opinion, the charge inversion obtained in Ref. [4] actually can be better interpreted as due to correlations. In order to separate the effect of the release of counterions, we repeated our calculations omitting the correlation energy (second term in Eq. (4)) by assuming that all turns of PE have completely random orientations. In this case, instead of Eq. (6), the balance of energy when bringing a unit

length of the PE tail to the macroion surface for $r_s \gg R$ reads:

$$\eta^2(L_1 - \mathcal{L})/R = -\eta^2 \ln(R/a) + \eta_c^2 \ln(r_s/a) + 2(\eta - \eta_c)\eta_c \ln(r_s/a) - \eta\eta_c \ln(r_s/R) . \quad (16)$$

Here, we took into account that the PE tail has the Manning critical charge density $\eta_c = k_B T D / e$, while the PE collapses on the macroion has linear charge density $\eta > \eta_c$, because some counterions are released. The first two terms on the right hand side account for the cost in the electrostatic self-energy of the PE and the third term is the entropy gained by releasing counterions. The last term accounts for the Coulomb interaction with the tail. If no counterions are released, the right hand side is identical to zero so that $L_1 = \mathcal{L}$ and no charge inversion happens. To generalize the theory of Ref. [4], we allow for the partial release of counterions so that η may be smaller than the bare charge η_0 of the PE. To find η and L_1 , one needs another equation relating them. It can be found from the condition of equilibrium between counterions gas of the bulk solution with those condensed on the PE at the macroion surface:

$$2T \ln(r_s/a) = e(L_1 - \mathcal{L})\eta/R + 2e\eta \ln(R/a) . \quad (17)$$

Here the left hand side is the entropy of a counterion in the bulk, and the right hand side is the chemical potential of the counterion at the PE surface. (To bring a counterion to the PE surface, one has to overcome the macroion potential, (the first term in the right hand side) and that of a PE segment (the second term).) Solving Eqs. (16) and (17), we found that the release of counterions leads to charge inversion only at extremely large screening radius $r_s \gg R(R/a)^{\xi-1}$, where $\xi = \eta_0/\eta_c$ is the Manning parameter (for DNA $\xi \simeq 4$). Even in this case the charge inversion ratio is very small. Thus, charge inversion is driven by correlation of turns of PE on the macroion surface.

In conclusion, we would like to note that smearing of the collapsed PE at the macroion surface means that the PE coil is assumed to behave as a perfect metal. A neutral metal surface can adsorb a charged PE due to image forces, making the charge inversion ratio infinite. In reality, for an insulating macroion, an image of a point charge in the PE coil can not be smaller than A and the energy of attraction to it vanishes at growing A . Only a macroion with a finite charge Q adsorbs a PE coil with a finite A . Therefore, Q^* depends on Q and the charge inversion ratio is always finite. In many realistic situations, A is of the order of a and smearing is a good approximation for the calculation of charge inversion.

* * *

The authors are grateful to A. Yu. Grosberg for many useful discussions. This work was supported by NSF DMR-9985985.

REFERENCES

- [1] WALLIN T. and LINSE P., *Langmuir*, **12** (1996) 305.
- [2] WANG Y., KIMURA K., HUANG Q., DUBIN P. L. and JAEGER W., *Macromolecules*, **32** (1999) 7128
- [3] MATEESCU E. M., JEPPESEN C. and PINCUS P., *Europhys. Lett.*, **46** (1999) 454
- [4] PARK S. Y., BRUINSMA R. F. and GELBART W. M., *Europhys. Lett.*, **46** (1999) 493
- [5] NETZ R. R. and JOANNY J. F., *Macromolecules*, **32** (1999) 9026
- [6] SENS P. and GUROVITCH E., *Phys. Rev. Lett.*, **82** (1999) 339
- [7] PEREL V. I. and SHKLOVSKII B. I., *Physica A*, **274** (1999) 446; SHKLOVSKII B. I., *Phys. Rev. E*, **60** (1999) 5802
- [8] NGUYEN T. T., GROSBERG A. YU. and SHKLOVSKII B. I., *J. Chem. Phys.*, **15 July** (2000)