

Spin Gap of $S = 1/2$ Heisenberg Model on Distorted Diamond Chain

Kazuhiro SANO and Ken'ichi TAKANO¹

Department of Physics Engineering,
Mie University, Tsu, Mie 514-8507

¹Laboratory of Theoretical Condensed Matter Physics and
Research Center for Advanced Photon Technology,
Toyota Technological Institute, Nagoya 468-8511

(Received)

KEYWORDS: spin gap, one-dimensional Heisenberg model, distorted diamond chain, frustration, numerical diagonalization, $\text{Cu}_3\text{Cl}_6(\text{H}_2\text{O})_2 \cdot 2\text{H}_8\text{C}_4\text{SO}_2$

Recently, Ishii et al.¹⁾ measured the magnetic susceptibility χ for $\text{Cu}_3\text{Cl}_6(\text{H}_2\text{O})_2 \cdot 2\text{H}_8\text{C}_4\text{SO}_2$, which is considered to be a quasi-one-dimensional material consisting of $S = \frac{1}{2}$ trimer spin chains. The result indicates that χ vanishes in the low temperature limit. They also measured the magnetization process for this material, and showed that there is a plateau of zero magnetization below the critical field $H_c \simeq 3.9$ T. From these experimental results, they concluded that the ground state is a singlet state with spin gap. The spin gap Δ is estimated as $\Delta/k_B \simeq 5.2$ K from the value of H_c .

The proposed Hamiltonian¹⁾ representing a spin chain in this material is given by

$$\begin{aligned}
 H = & J_1 \sum_j (\mathbf{S}_{3j-1} \cdot \mathbf{S}_{3j} + \mathbf{S}_{3j} \cdot \mathbf{S}_{3j+1}) \\
 & + J_2 \sum_j \mathbf{S}_{3j+1} \cdot \mathbf{S}_{3j+2} \\
 & + J_3 \sum_j (\mathbf{S}_{3j-2} \cdot \mathbf{S}_{3j} + \mathbf{S}_{3j} \cdot \mathbf{S}_{3j+2}), \quad (1)
 \end{aligned}$$

where \mathbf{S}_j is the $S = \frac{1}{2}$ spin on site j . Three spins \mathbf{S}_{3j-1} , \mathbf{S}_{3j} and \mathbf{S}_{3j+1} form a trimer. The lattice structure is shown in Fig. 1. Three kinds of exchange constants J_1 , J_2 and J_3 are inferred to be positive and to satisfy the relation $J_1 > J_2, J_3$ from the lattice parameters of the material.²⁾ Hereafter, we use the unit of $J_1 = 1$.

The symmetric case of $J_3 = J_1 (= 1)$ has been studied by Takano et al.³⁾ and the system has been called the *diamond chain*. They almost exactly showed that there exist three phases in the parameter space; the ferrimag-

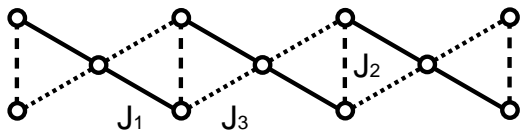


Fig. 1. The lattice structure of the distorted diamond chain representing $\text{Cu}_3\text{Cl}_6(\text{H}_2\text{O})_2 \cdot 2\text{H}_8\text{C}_4\text{SO}_2$. Three kinds of exchange constants are shown.

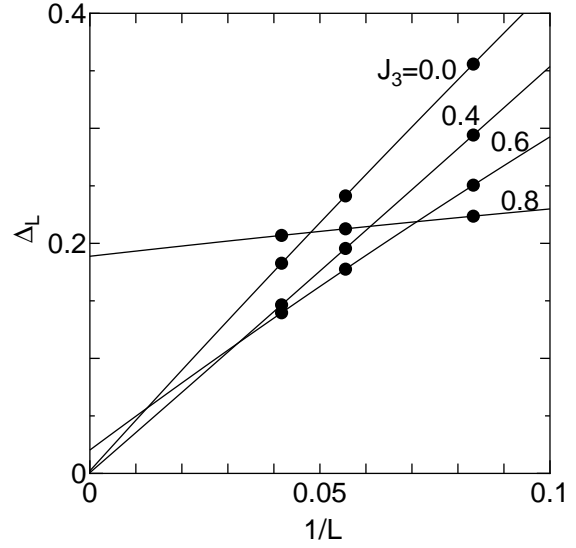


Fig. 2. Spin gaps of finite systems with $L = 12, 18$ and 24 (solid circles) for several values of J_3 at $J_2 = 1$. Each solid line represents eq. (2) with fitting parameters c_1 , c_2 and Δ_∞ for a value of J_3 .

netic phase for $J_2 < 0.909$, the tetramer-dimer (TD) singlet phase for $0.909 < J_2 < 2$ and the dimer-monomer (DM) singlet phase for $J_2 > 2$. The TD phase is a disordered phase with spin gap which originates from frustration among exchange interactions, while the DM phase is a spin fluid phase without spin gap. Okamoto et al.⁴⁾ studied the general case of $J_3 \neq 1$; i. e. the *distorted diamond chain*. The three phases develop in the J_2 - J_3 plane. They numerically determined the phase boundaries. Also Tonegawa et al.⁵⁾ numerically studied the magnetization process and showed plateaux for $\frac{1}{3}$ and $\frac{2}{3}$ of the saturation field.

In this article, we estimate the values of the spin gap by the numerical diagonalization. Then we produce a contour map in the J_2 - J_3 parameter space. The contour map represents an overall feature of the gapped phase of the $S = \frac{1}{2}$ Heisenberg model on the distorted diamond chain. When further experimental information on $\text{Cu}_3\text{Cl}_6(\text{H}_2\text{O})_2 \cdot 2\text{H}_8\text{C}_4\text{SO}_2$ is given, the contour map will be useful to determine the values of the exchange constants for the real material.

We first calculate the spin gap Δ_L for finite chains with system size L . The spin gap Δ_∞ in the thermodynamic limit is evaluated by extrapolation. We assume the size dependence of Δ_L as

$$\Delta_L = \Delta_\infty + \frac{c_1}{L} + \frac{c_2}{L^2} \quad (2)$$

with constants c_1 and c_2 . The numerical diagonalization has been done for $L = 12, 18$ and 24 under the periodic boundary condition. We determine c_1 , c_2 and Δ_∞ by fitting. In Fig. 2, we show Δ_L as a function of L for several values of J_3 at $J_2 = 1$. For $J_3 = 0$, the estimated value of Δ_∞ is about 0.002 and is close to zero; the nonzero value is interpreted as an extrapolation error.⁶⁾ For $0 < J_3 \lesssim 0.4$, the true value of the spin gap is very small or may be regarded as zero, since the estimated

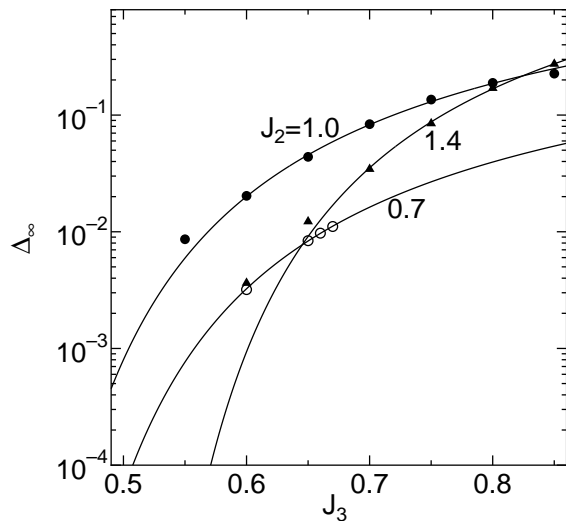


Fig. 3. The spin gap Δ_∞ in the thermodynamic limit (symbols) as a function of J_3 for $J_2 = 0.7, 1.0$ and 1.4 . Each solid line represents $D(J_3)$ (eq. (3)) with fitting parameters a_1 and a_2 for a value of J_2 .

values are less than 0.002 and are within the extrapolation error. For $J_3 \gtrsim 0.6$, the figure shows that the system has a finite spin gap. For $J_3 = 0.5$, Δ_∞ is 0.0034, which is small but seems to be finite. This is consistent with the result of Okamoto et al. that the spin gap opens at the critical value $J_3^c \simeq 0.35$ for $J_2 = 1$.⁴⁾

In general, the spin gap in a dimer phase is exponentially small near the phase boundary to a spin fluid phase. Hence it is difficult to estimate Δ_∞ near the boundary in the present case. To overcome this difficulty, we assume that J_3 dependence of the spin gap is given by

$$D(J_3) = a_1 \sqrt{J_3 - J_3^c} \exp\left(-\frac{a_2}{J_3 - J_3^c}\right) \quad (3)$$

for $J_3 \sim J_3^c$,⁷⁾ where a_1 and a_2 are constants. We have the values of J_3^c by inspecting the phase diagram of Okamoto et al.,⁴⁾ e. g. $J_3^c = 0.374, 0.354$ and 0.460 for $J_2 = 0.7, 1.0$ and 1.4 , respectively. We carry out the fitting of the extrapolation data Δ_∞ to eq. (3) and determine a_1 and a_2 . Figure 3 represents the fitting function $D(J_3)$ and the extrapolation data. We find that the extrapolation data are well reproduced by eq. (3) for $\Delta_\infty \gtrsim 0.02$. Hence the function form in eq. (3) is reliable. We use eq. (3) to estimate the spin gap for $\Delta_\infty \lesssim 0.02$ near the critical value J_3^c . For example, the spin gap is estimated as 1.0×10^{-2} at $J_3 \simeq 0.57$, 1.0×10^{-3} at $J_3 \simeq 0.50$, 1.0×10^{-4} at $J_3 \simeq 0.47$ and 1.0×10^{-5} at $J_3 \simeq 0.45$ for $J_2 = 1.0$.

Using these results, we draw contour lines of the spin gap in the J_2 - J_3 plain. The resultant contour map is shown in Fig. 4. We have calculated Δ_∞ at the discrete positions (J_2, J_3) with $J_2 = 0.7, 0.8, \dots, 2.0$ and $J_3 = 0.5, 0.55, \dots, 1.0$. For $\Delta_\infty > 0.02$, the positions of solid circles are determined by the linear interpolation among the spin gaps Δ_∞ at the discrete positions. For $\Delta_\infty < 0.02$, the positions of open circles are determined

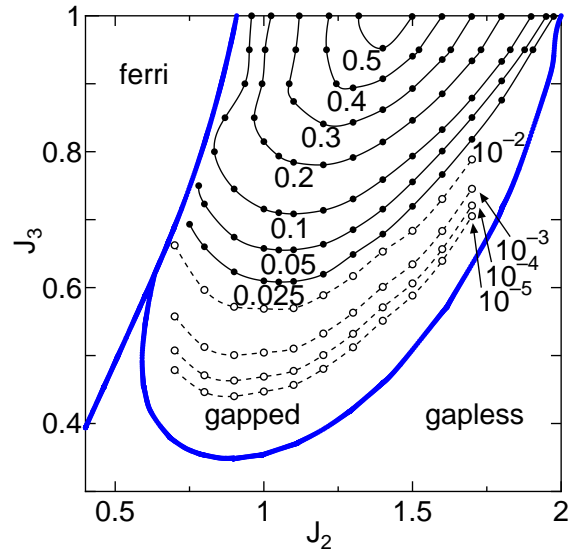


Fig. 4. The contour map for the spin gap in the gapped phase of the J_2 - J_3 plane. Bold solid lines are the phase boundaries that Okamoto et al. have determined.⁴⁾

by using $D(J_3)$ (eq. (3)) instead of Δ_∞ .

The temperature dependence of the experimental magnetic susceptibility has a broad peak at ~ 70 K. It suggests that the energy scale of the characteristic exchange constant J_1 is larger than 70 K. Here we consider a case of J_1 being 100 K as an example.⁸⁾ In this case, we have $\Delta_\infty \sim 0.05$ according to the observed spin gap ~ 5 K. Then J_2 and J_3 are limited to values close to the contour line of $\Delta_\infty = 0.05$ and of $J_2 < 1$.

One of the authors (K. T.) would like to thank H. Tanaka and M. Ishii for explaining their experimental results, and K. Okamoto for discussion. This work is partially supported by the Grant-in-Aid for Scientific Research from the Ministry of Education, Science, Sports and Culture, Japan.

-
- [1] M. Ishii, H. Tanaka, M. Mori, H. Uekusa, Y. Ohashi, K. Tatani, Y. Narumi and K. Kindo: *J. Phys. Soc. Jpn.* **69** (1999) 340.
 - [2] D. D. Swank and R. D. Willett: *Inorg. Chimica Acta* **8** (1974) 143.
 - [3] K. Takano, K. Kubo and H. Sakamoto: *J. Phys.: Condens. Matter* **8** (1996) 6405.
 - [4] K. Okamoto, T. Tonegawa, Y. Takahashi and M. Kaburagi: *J. Phys.: Condens. Matter* **11** (1999) 10485.
 - [5] T. Tonegawa, K. Okamoto, T. Hikiyama, Y. Takahashi and M. Kaburagi: *cond-mat/9912482* (1999).
 - [6] In this case, the Bethe Ansatz solution exactly shows that the system has a gapless excitation.
 - [7] F. D. M. Haldane: *Phys. Rev.* **B25** (1982) 4925.
 - [8] For example, the peak of the magnetic susceptibility is located at $\sim 0.6J$ for the spin chain with uniform nearest-neighbor interactions (J. C. Bonner and M. E. Fisher: *Phys. Rev.* **135** (1964) A640), and at $\sim 0.7J$ for the two-leg spin ladder and the spin chain with bond alternation. (T. Barnes and J. Riera: *Phys. Rev.* **B50** (1994) 6816).