

# Fluctuation and relaxation properties of pulled fronts: a possible scenario for non-KPZ behavior

Goutam Tripathy and Wim van Saarloos

*Instituut–Lorentz, Universiteit Leiden, Postbus 9506, 2300 RA Leiden, The Netherlands*  
(December 2, 2024)

We argue that while fluctuating fronts propagating into an unstable state should be in KPZ universality class when they are *pushed*, they should not when they are *pulled*: The universal  $1/t$  velocity relaxation of deterministic pulled fronts makes it unlikely that the KPZ equation is the appropriate effective long-wavelength low-frequency theory in this regime. Simulations in  $2d$  confirm the proposed scenario, and yield exponents  $\beta \approx 0.29 \pm 0.02$ ,  $\zeta \approx 0.40 \pm 0.05$  for fluctuating pulled fronts, instead of the KPZ values  $\beta = 1/3$ ,  $\zeta = 1/2$ . Our value of  $\beta$  is consistent with an earlier result of Riordan *et al.*

PACS numbers: 5.40+j, 5.70.Ln, 61.50.Cj

Over a decade ago, Kardar, Parisi and Zhang (KPZ) [1] introduced their celebrated stochastic equation

$$\frac{\partial h}{\partial t} = \nu \nabla^2 h + \frac{\lambda}{2} (\nabla h)^2 + \eta, \quad (1)$$

$$\langle \eta(\mathbf{x}, t) \eta(\mathbf{x}', t') \rangle = D \delta^d(\mathbf{x} - \mathbf{x}') \delta(t - t'), \quad (2)$$

to describe the fluctuation properties of growing interfaces with height  $h$  under the influence of the noise term  $\eta$ . The motivation of this equation is essentially that it contains all the relevant terms in a renormalization group sense. In agreement with this picture, many interface growth models have been found [2–5] to show the universal asymptotic scaling properties predicted by (1).

A clear “derivation” of the KPZ equation is difficult to give, just as much as the Landau-Ginzburg-Wilson Hamiltonian can not straightforwardly be “derived” from the Ising model. However, one expects the KPZ equation to be the proper effective long wavelength low frequency theory for interfacial growth phenomena whose deterministic macroscopic evolution equation is of the form

$$\frac{\partial h}{\partial t} = v(\nabla h) + \text{curvature corrections}. \quad (3)$$

Here  $v(\nabla h)$  is the deterministic growth velocity of a planar interface as a function of the orientation  $\nabla h$ . For, as long as the curvature corrections of the form  $\nabla^2 h$  are nonzero, the long wavelength expansion of (3) immediately yields the gradient term in (1). The philosophy is then that in the presence of noise, all the relevant terms in the KPZ equation (1) are generated, and that this is sufficient to yield the asymptotic KPZ scaling.

A dynamical interface equation of the form (3) is appropriate for interfaces whose long wavelength and slow time dynamics is essentially local in space and time, i.e., dependent on the local and instantaneous values of the slope and curvature. The applicability of the KPZ equation is therefore not limited to situations with a microscopically sharp interface: Many pattern forming systems

of the diffusion-reaction type exhibit fronts whose intrinsic width  $l$  is finite. For curvatures  $\kappa$  small compared to  $l^{-1}$ ,  $\kappa l \ll 1$ , a dynamical equation of the form (3) can then be derived using an effective interface approximation or moving boundary approximation. These approximations apply whenever the internal stability modes of the fronts relax exponentially on a short time scale, so that an adiabatic decoupling becomes exact in the limit  $\kappa l \rightarrow 0$  [6]. A well known example of such a type of analysis is for the curvature driven growth in the Cahn-Hilliard equation [7], but moving boundary techniques have recently been applied successfully to a number of problems [8]. In all these cases, the internal relaxation modes within the fronts or transition zones are indeed exponentially decaying on a short time scale.

From the above perspective, recent results [6,9] for the relaxation properties of planar fronts propagating into an unstable state, suggest an interesting new scenario for non-KPZ behavior. Fronts propagating into unstable states generally come in two classes, so-called *pushed* fronts and *pulled* fronts [10,6]. Pushed fronts propagating into an unstable state are the immediate analogue of fronts between two linearly stable states. For the special case of a Ginzburg-Landau type model, the propagation velocity of pushed fronts is set by the difference between the free energies of the two bulk states it separates, times a mobility which is determined by the dynamics in the front region itself. Moreover, the relaxation of pushed fronts towards their asymptotic speed is exponential. In the thin interface limit,  $\kappa l \ll 1$ , the dynamics of such fronts is therefore given by an equation of the form (3); according to the arguments given above, fluctuating pushed fronts should thus obey KPZ scaling.

Pulled fronts, however, behave very differently. A pulled front propagating into a linearly unstable state is basically “pulled along” by the linear growth dynamics of small perturbations spreading into the linearly unstable state. The asymptotic speed emerging from “steep” (localized) initial conditions is therefore equal to the asymp-

otic linear spreading speed  $v^*$ , whose value can be calculated directly from the dispersion relation of linear perturbations about the unstable state. The crucial new observation for our discussion is the recent finding of Ebert *et al.* [6,9] that the velocity  $v(t)$  of a pulled front relaxes with a slow  $1/t$  power law in time to the asymptotic speed  $v^*$ . This relaxation behavior is actually universal, in that  $v(t) = v^* + c_1/t + c_{3/2}/t^{3/2} + \dots$ , where  $c_1 (< 0)$  and  $c_{3/2}$  are coefficients which are explicitly calculated from the dispersion relation of the linearized dynamical equation. Clearly, this very slow power law relaxation implies that an adiabatic decoupling of the internal front dynamics and the large scale dynamics can not be made. In other words, in two or more dimensions, weakly curved pulled fronts for which  $\kappa l \ll 1$  can *not* be described by a simple first order dynamical interface equation of the type (3). By the same token, there is then a priori no reason to expect that fluctuating pulled fronts are in the KPZ universality class! For similar reasons,  $1d$  fronts with multiplicative noise exhibit subdiffusive wandering [11], while pushed fronts show diffusive behavior.

It is the purpose of this letter to test the above scenario by introducing a simple stochastic lattice model whose planar front dynamics can be changed from pushed to pulled by tuning a single parameter. Our results are consistent with our conjecture that pulled fluctuating fronts are not in the KPZ universality class, while pushed fronts are. In fact, our results put an earlier empirical finding of Riordan *et al.* [12] into a new perspective: These authors obtained the same exponent  $\beta$  as we do for the non-KPZ case, but the connection with the relaxation properties of pushed and pulled fronts was not made.

Our stochastic model is motivated by [12] and the results for deterministic planar fronts in the nonlinear diffusion equation

$$\partial \rho / \partial t = D \nabla^2 \rho + k_1 \rho + k_2 \rho^2 - k_3 \rho^3. \quad (4)$$

As discussed in [13,6], the planar fronts with  $\phi > 0$  propagating into the unstable state  $\phi = 0$  are pulled for all values  $k_2 < \sqrt{k_1 k_3}/2$  and pushed for larger  $k_2$ . In the pulled regime, the asymptotic front velocity, is  $v^* = 2\sqrt{Dk_1}$ , while in the pushed regime the asymptotic front velocity equals  $v^\dagger = 2\sqrt{Dk_1}[-K + \sqrt{K^2 + 4}]/32$  where  $K = k_2/\sqrt{k_1 k_3}$ . One can extend the results for (4) to stochastic lattice models by evaluating propagating front solutions in the hierarchy of correlation functions that one can derive from the master equation. This procedure will be discussed elsewhere [14], and we confine ourselves here to studying two limits where the front dynamics can easily be understood intuitively.

We study the dynamics of particles on a square lattice, subject to the constraints that no more than one particle can occupy each lattice site. The stochastic moves are illustrated in Fig. 1. They consist of diffusive hops of particles to neighboring empty sites and of birth and death

processes on sites neighboring an occupied site. In a mean field approximation, this stochastic model is equivalent to a discrete version of (4). We will study here the two cases indicated in Fig. 1. For  $k_1 = 0$  (Fig. 1a), planar fronts are definitely pushed: Since the linear spreading speed  $v^* = 0$  for  $k_1 = 0$ , the front must then be pushed, even if corrections to the mean field behavior are important in the front region or behind the front. Likewise, when  $k_3 = 0$  and  $k_2 < 0$  (Fig. 1b), the nonlinearities behind the front only limit the birth (growth) rate, so in this limit the stochastic planar front is definitely pulled.

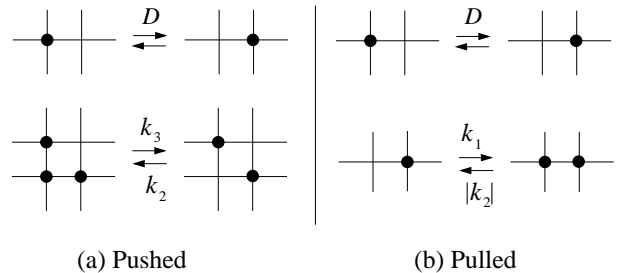


FIG. 1. The two versions of our stochastic model for noisy pushed and pulled fronts. (a) The pushed case: Stochastic moves consist of diffusive jumps of a particle to a neighboring empty site and birth and death processes at sites whose two randomly chosen nearest neighbors are occupied. (b) The pulled case: The only difference with the pushed case is in the birth and death processes. In the mean field approximation this model corresponds to Eq. (4) with  $k_2 < 0$  and  $k_3 = 0$ .

Our simulations are done on  $2d$  strips which are long in the  $y$  direction and of width  $L$  in the  $x$  direction. In the  $x$  direction, periodic boundary conditions are used. The Monte Carlo simulations are started with a configuration in which the first few rows ( $\approx 100$ ) of the lattice are occupied with a probability equal to the equilibrium density. All other lattice sites are empty. After an initial transient, the scaling properties of the interface width are studied in the standard way using the following definition of the interface height  $h$ . We define a coarse-grained density variable at each lattice site as the average occupation of sites on a  $(2m+1) \times (2m+1)$  grid centered at that site. We then define the position  $h(x_i)$  of the interface as the first point where this coarse-grained density reaches half the equilibrium density value. Our results for ensemble averaged width of the interface (see below) are obtained by averaging over 100 runs for the largest system  $L = 2048$  to about 3200 runs for the smallest  $L = 64$ . We take a number of values of the coarse-graining variable  $m = 1, 2, 3$  and observe that, with proper subtraction of the intrinsic width, the results do not vary significantly for different values of  $m$ . The coarse-grained density field and the corresponding interface position  $h$  for a typical configuration is shown in Fig. 2.

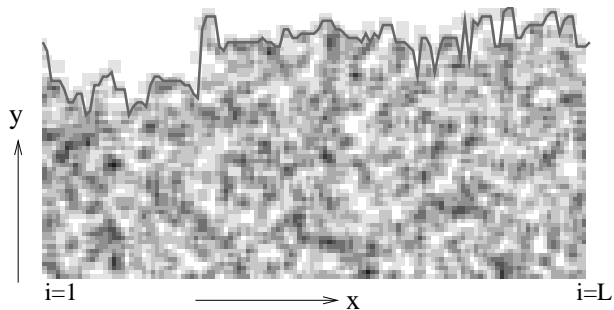


FIG. 2. A snapshot of the coarse-grained density field ( $l = 1$ ). The interface position (continuous line) is obtained as the point where the density crosses half its bulk value.

The interface width  $w$  of a given realization is defined in the usual way,  $w^2(t) = \overline{(h(x_i, t) - \bar{h}(x_i, t))^2}$ , where the overbar denotes a spatial average,  $\bar{h} = L^{-1} \sum_{x_i} h(x_i, t)$ . The proper scaling to study is the ensemble averaged mean square interface width  $W^2 \equiv \langle w^2 \rangle$ . As is well known, in the KPZ equation  $W$  obeys a scaling form  $W(t) = t^\beta \mathcal{Y}(t/L^z)$ . Here the scaling function  $\mathcal{Y}(u)$  is about constant for  $u \ll 1$  and  $\mathcal{Y} \sim u^{-\beta}$  for  $u \gg 1$ , with the KPZ exponents  $z = 3/2$  and  $\beta = 1/3$  in  $2d$ . For  $t \gg L^z$ , the width saturates at  $W_{sat} \sim L^\zeta$  where  $\zeta = \beta z$  is the roughness exponent. In Fig. 3, we show our data for the stochastic pushed fronts with  $k_1 = 0$  by plotting  $W/L^\zeta$  versus  $t/L^z$  with the KPZ values for the exponents. Clearly, there is a good scaling collapse of the data for system sizes ranging from  $L = 128$  to  $L = 1024$ . This therefore confirms that pushed fronts are in the KPZ universality class.

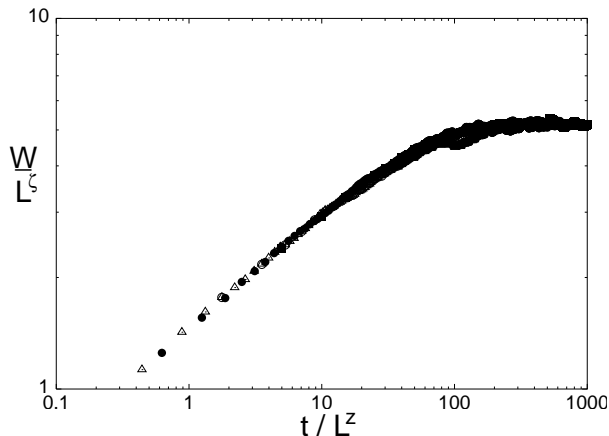


FIG. 3. Scaling collapse of the width in the pushed case using the KPZ exponents  $\zeta = 0.5, z = 1.5$ . We have taken  $k_2 = 0.5, k_3 = 1.0$  and  $D = 0.25$ . The system sizes studied are  $L = 1024$  (open triangles), 512 (filled circles), 256 (open circles), and 128 (empty squares).

Let us now turn to the pulled case,  $k_3 = 0, k_2 < 0$ . Apart from the change in the birth and death rate, our simulations are performed exactly as before. Contrary to what we observed for the pushed case, taking the

KPZ values does not lead to a good scaling collapse of the data. Fig. 4 shows the width as a function of time for a system of size  $L = 2048$ . The effect of overhangs and detached particles, contributing to a finite intrinsic width, is minimized by subtracting off the value of  $W^2$  at  $t = 0$ . By doing so the results for different values of the coarse-graining scale  $m$  coincide. The inset shows the dependence of  $W_{sat}$  on system size. From these plots our best estimates of the exponents are  $\beta \simeq 0.29 \pm 0.02$  and  $\zeta \simeq 0.40 \pm 0.05$ . The dynamic exponent computed from these values is thus  $z \simeq 1.33$ . The value of  $\beta$  is consistent with that reported by Riordan *et al.* [12] for this model,  $\beta = 0.272 \pm 0.007$ , but their apparent value of  $z \simeq 1$  is not the true dynamic exponent related to the interface roughness through  $\zeta = \beta z$ , since they studied the ensemble averaged width of the front [15].

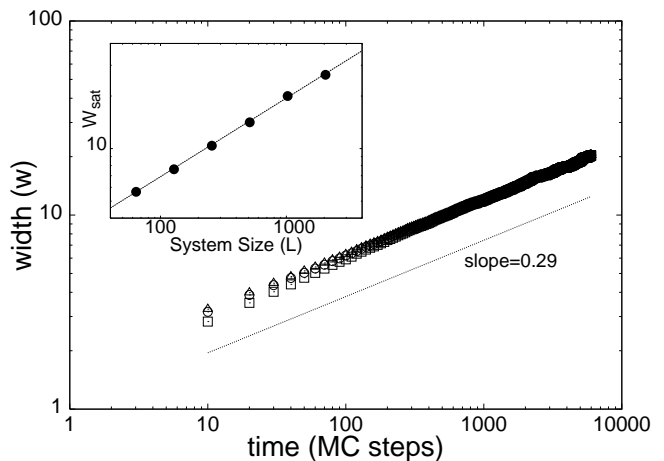


FIG. 4. Scaling of the width in the pulled case for a system of size  $L = 2048$ . We have taken  $k_1 = 0.1, k_2 = -1.0$  and  $D = 0.25$ . The different data sets correspond to different coarse-graining scales ( $m = 1, 2, 3$ ). The inset shows the  $W_{sat}$  vs  $L$  plot on a log-log scale for  $L = 64 \times 2^n (n = 0, \dots, 5)$  and is consistent with  $\zeta = 0.4$  (solid line).

The value of  $\zeta$  is very intriguing. Virtually any  $1d$  effective interface model in  $2d$  with short range correlations has Gaussian height correlations with  $\zeta = \beta z = 1/2$ . This can be understood as follows. If we consider the  $x$  direction as a time-wise direction, and the up and down fluctuations of the height as the steps of a random walker in the  $y$  direction, we can think of the interface configurations as tracing the path of a random walker in space-time. The exponent  $\zeta = 1/2$  is then nothing but the well known random walk result  $W_{sat}^2 \sim L$ . Apparently, this simple picture does not apply to our model in the pulled regime.

One can actually make this surprising difference with the usual result of long time Gaussian interface fluctuations more precise by studying the distribution  $P(w^2/W^2)$ . For  $1d$  interface models in  $2d$  whose long

time interface configurations are given by a Gaussian distribution, like the KPZ model, the distribution function  $P(w^2/W^2)$  is uniquely determined, without adjustable parameters [16]. As Fig. 5 shows, in the pushed regime our data are completely consistent with this distribution function, but in the pulled regime the measured distribution function deviates significantly from the universal prediction for Gaussian interface fluctuations.

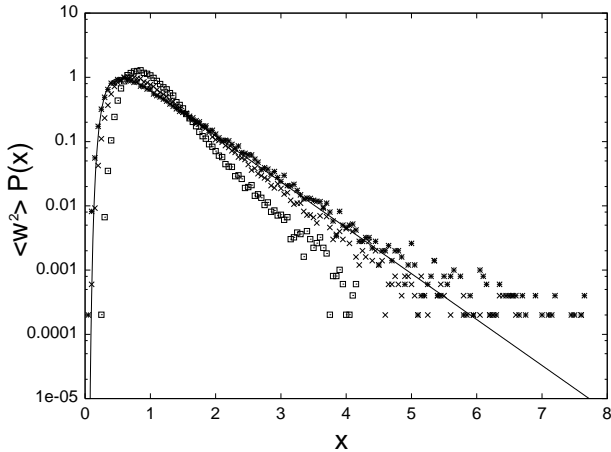


FIG. 5. The probability distribution of the width of the interface ( $x \equiv w^2/W^2$ ). The crosses and the stars are for the pushed case and the Eden limit (also pushed) respectively. The empty squares are the data for the pulled case. The parameters used are the same as those used in Fig. 3 for the pushed case and as in Fig. 4 for the pulled case. The solid line is the universal distribution function obtained by Racz *et al.* [16].

The value of  $\beta \simeq 0.29$  lies between the corresponding values for the Edward-Wilkinson model [17] ( $\beta = 1/4$ ) and that for the KPZ equation ( $\beta = 1/3$ ) and an eventual crossover to the KPZ value cannot be ruled out. Such a crossover is in fact expected for this model because simulating a pulled front through discrete lattice models inevitably introduces a cut-off in the density field in the corresponding mean-field equations [18,19]. Such a cut-off makes the front weakly pushed in the sense that a small gap, characteristic of a pushed front, opens up in the stability spectrum of a planar front. For this reason, extracting the proper asymptotic scaling behavior of such models has to be done with care, as the various limits involved may not commute. From this perspective, it would be of interest to attack the problem with Langevin type reaction diffusion equations for continuous fields.

An interesting limit of our pulled model is obtained when we further take  $k_2 = 0$  in Fig. 1b. In this case only birth and diffusion occurs, leading to an equilibrium density  $\rho = 1$  behind the front. We call this the Eden-limit of our model since if we put  $D = 0$  as well, the result is the Eden model [4,5,20] with slightly modified rules.

We have performed numerical simulations in this Eden-limit and the KPZ exponents are recovered, as it should. By putting  $k_2 = 0$  we have gone from a low equilibrium density ( $\rho \approx 0.1$ ) to  $\rho = 1$  thus suggesting a possible transition from a pulled (non-KPZ) regime to a pushed (KPZ) regime at an intermediate density.

In conclusion, even though one should always be aware of the possibility of a very slow crossover to asymptotic behavior in such studies — a problem that has plagued some earlier tests of KPZ scaling in, e.g., the Eden model — taken together our data as well as those of [12] give, in our opinion, reasonably convincing evidence for our scenario that the slow power law relaxation of planar pulled fronts entails non-KPZ scaling of stochastic pulled fronts.

We are grateful to J. Krug, T. Bohr and Z. Rácz for stimulating discussions. G. Tripathy is supported by the Dutch Foundation for Fundamental Research on Matter (FOM).

- 
- [1] M. Kardar, G. Parisi and Y. C. Zhang, Phys. Rev. Lett. **56**, 889 (1986).
  - [2] J. Krug and H. Spohn, in *Solids far from Equilibrium*, C. Godrèche, ed. (CUP, Cambridge, 1992).
  - [3] T. J. Halpin-Healy and Y. C. Zhang, Phys. Rep. **254**, 215 (1995).
  - [4] A.-L. Barabási and H. E. Stanley, *Fractal Concepts in Surface Growth* (CUP, Cambridge, 1995).
  - [5] J. Krug, Adv. Phys. **46**, 139 (1997).
  - [6] U. Ebert and W. van Saarloos, Phys. Rev. Lett. **80**, 1650 (1998); *Front propagation into unstable states: Universal algebraic convergence towards uniformly translating pulled fronts*, submitted to Physica D; *Breakdown of standard Perturbation Theory and Moving Boundary Approximation for "Pulled" Fronts* (submitted to Phys. Rep.).
  - [7] A. J. Bray, Adv. Phys. **43**, 357 (1994).
  - [8] See, e.g., A. Karma and W.-J. Rappel, Phys. Rev. E **57**, 4323 (1998), and references therein.
  - [9] C. Storm, W. Spruijt, U. Ebert, and W. van Saarloos, ptt-sol/9908007.
  - [10] A. N. Stokes, Math. Biosci. **31**, 307 (1981).
  - [11] A. Rocco, U. Ebert and W. van Saarloos (preprint).
  - [12] J. Riordan, C. R. Doering, and D. ben-Avraham, Phys. Rev. Lett. **75**, 565 (1995).
  - [13] E. Ben-Jacob, H. R. Brand, G. Dee, L. Kramer, and J. S. Langer, Physica D **14**, 348 (1985).
  - [14] A. Rocco *et al.* (unpublished).
  - [15] In [12], the width is not defined relative to  $\bar{h}$ ; as a result, the long time data of [12] show the diffusive wandering of  $\bar{h}$ , rather than the saturation of  $W$ .
  - [16] G. Foltin, K. Oerding, Z. Rácz, R. L. Workman and R. K. P. Zia, Phys. Rev. E. **50**, R639 (1994).
  - [17] S. F. Edwards and D. R. Wilkinson, Proc. R. Soc. London A **381**, 17 (1982).
  - [18] E. Brunet and B. Derrida, Phys. Rev. E **56**, 2597 (1997).
  - [19] H. Levine and D. Kessler, Nature **394**, 556 (1999).
  - [20] R. Julien and R. Botet, Phys. Rev. Lett. **54**, 2055 (1985).