

Statistical mechanics of money: How saving propensity affects its distribution

Anirban Chakraborti ⁽¹⁾ and Bikas K. Chakrabarti ⁽²⁾

Saha Institute of Nuclear Physics,

1/AF Bidhan Nagar, Calcutta 700 064, India.

Abstract

We consider a simple model of a closed economic system where the total money is conserved and the number of economic agents is fixed. In analogy to statistical systems in equilibrium, money and the average money per economic agent are equivalent to energy and temperature, respectively. We investigate the effect of the saving propensity of the agents on the stationary or equilibrium money distribution. The equilibrium probability distribution of money becomes the usual Gibb's distribution, characteristic of non-interacting agents, when the agents do not save. However with saving, even for local or individual self-interest, the dynamics become cooperative and the resulting asymmetric Gaussian-like stationary distribution acquires global ordering properties. Intriguing singularities are observed in the stationary money distribution in the market, as function of the "marginal saving propensity" of the agents.

The interacting dynamical nature of any large economic sector composed of many cooperatively interacting agents, has many features in common with the statistical physics of interacting systems. Motivated by this observation, many efforts are being made recently to apply the statistical physics methods to various economic problems and considerable progress has already been made. A major part of the recent efforts have gone in investigating the nature of fluctuations and their distributions in the stock markets [1]. Although quite attractive in its own right, and considerable progress in such investigations has also been made, we believe a fundamental dynamics occurs in the money market and that affects strongly the dynamics of other sectors in the economy. Understanding of the statistical mechanics of the money market is therefore essential, and some of its features are very intriguing [2, 3]. In fact, very recently Dragulescu and Yakovenko [4] have shown that for any arbitrary and random sharing but locally conserving money transaction between any two agents in a market, the money distribution goes to the equilibrium statistical mechanical distribution of Gibb's : $P(m) = (1/T) \exp(-m/T)$ where $T = M/N$, the average money per agent in the market (M is the total money of N agents in the market). This equilibrium distribution is extremely robust and various kinds of inter-agent monetary transactions, which locally conserve the total money, lead to the Gibb's probability distribution satisfying $P(m_1)P(m_2) = P(m_1 + m_2)$. A major achievement of this study [4] has been the precise identification of the temperature T as the average money per agent in the market. This is fixed by the fact that the probability distribution is normalized and the total money is conserved. It may be mentioned that this identification had been missing in many of the previous attempts [2, 3] and the identification from other fiscal policy considerations was indeed very close [2].

Dragulescu and Yakovenko considered a market consisting of N agents. Initially, each agent gets an equal share of the total money M in the market. It could also start from any other ditribution. The number of agents is fixed and the money can neither be created nor destroyed. The "trade" dynamics goes as follows. Select any two arbitrary agents i and j with money m_i and m_j respectively ($\sum_{i=1}^N m_i = M$). These two agents then exchange their money through some trade, keeping their total amount of money $m_i + m_j$ conserved. Hence, $m_i + m_j = m'_i + m'_j$, where the primed quantities denote money of the agents after the trade.

The m_i and m'_i are all non-negative, i.e., no debt is allowed. There is no other restriction in the trade. Extensive numerical simulations show that this and various modifications of trade, like multi-agent transactions, etc., all lead to the robust Gibb's distribution, independent of the initial distribution the market starts with. So, most of the agents finally end-up in this market without any money! Supply of more money in the market (increasing T) can increase the width of the distribution, but the most probable money for any agent in the market remains zero.

Although a simple and interesting model to start with, a very natural ingredient for any realistic economic agent is missing in the model: no economic agent trades with the entire money he or she possesses without saving a part of it; saving propensity is too natural a tendency for any economic agent [5]. This saving propensity of course varies from agent to agent and even with the accumulation of wealth of a single agent. There are also country-wise variations of this saving propensity. We note that the fraction of savings λ , called the “marginal propensity to save” by economists [5], remains indeed fairly constant, independent of the agents. We have taken it to be a constant in the money market model considered here. Indeed we show that in presence of this saving factor $\lambda(\neq 0)$ the money market becomes truly cooperative in nature and “critical behaviour” [6] sets in. The independent nature of the Gibb's distribution $P(m)$ coming from $P(m_1)P(m_2) = P(m_1 + m_2)$ discussed above was responsible for the absence of any cooperative feature of the money market statistics for $\lambda = 0$. Once the local or individual measure of saving propensity is introduced ($\lambda \neq 0$), a global order is seen to emerge in the entire money market, giving a nonvanishing most probable money for each agent in the market and nontrivial critical behaviour of the resulting statistics in the equilibrium.

We again consider a simple model of the closed economic system where the total amount of money M is conserved and the number of economic agents N is fixed. Each economic agent i , which may be an individual or a corporate, possesses money m_i . An economic agent can exchange money with any other agent through some trade, keeping the total amount of money of both the agents conserved. We assume that each economic agent saves a fraction λ_i of its money m_i before trading. For simplicity, we take this fraction of money saved to

be the same for all agents, i.e., $\lambda_i = \lambda$ for all i . This λ is the marginal saving propensity [5] as discussed before. We again assume that an agent's money must always be non-negative and therefore no debt is permitted. Let us now consider that an arbitrary pair of agents i and j get engaged in a trade so that their money m_i and m_j change by amounts Δm_i and Δm_j to become m'_i and m'_j , where Δm_i is a random fraction of $(1 - \lambda)(m_i + m_j)$ and Δm_j is the rest of it. Conservation of the total money in each trade is ensured, as earlier. But the real money exchanged randomly in any trade is less than the total money, because of the saving by each agent. This destroys the multiplicative property of the distribution $P(m)$ (for $\lambda = 0$) and $P(m)$ changes from the Gibb's form to the asymmetric Gaussian-like form for $\lambda \neq 0$.

We performed computer simulations with fixed number of agents N and total money $M = NT$. Most of our simulation results are for $N = 500$ and $T = 100$. However, we checked results for different N values ($250 \leq N \leq 1000$) to check finite size effects, etc., and with different T values (upto 10000). Initially we divided the total money M amongst N agents equally so that $m_i = M/N = T$ for all i . We chose a fixed value of λ between zero and unity and investigated its effects on the equilibrium distribution of money $P(m)$ in the market, giving the (normalized) number of agents P with money m . We choose randomly two agents i and j having money m_i and m_j , respectively. Then $\Delta m_i = \epsilon(1 - \lambda)(m_i + m_j)$ and $\Delta m_j = (1 - \epsilon)(1 - \lambda)(m_i + m_j)$, where ϵ is a random number between zero and unity. Then $m'_i = \lambda m_i + \Delta m_i$ and $m'_j = \lambda m_j + \Delta m_j$ after the trade. This type of trades were repeated for large number of arbitrary choice of pairs of agents; each of these random choices of pairs is considered as one trade and consequently one time unit. The typical time upto which we run this algorithm is above 5000 (sometimes upto 50000 for larger λ). The probability distribution was determined after every 50 time steps till a stationary distribution was obtained. We then took an average over 2000 such stationary distributions to obtain a smooth distribution. We checked that the equilibrium distribution obtained is again extremely robust and does not depend at all on the initial distribution of money in the market. We investigated the nature of the equilibrium distribution $P(m)$ for various values of λ ($0 \leq \lambda < 1$). Apart from the stationary distribution, we also investigated the “relaxation”

behaviour of the distributions and obtained the time variations of $P_1 \equiv P(m = T)$ till a steady behaviour was found. We define the relaxation time τ_R as the earliest time where $P_1(t)$ becomes practically independent of time.

The results for the stable or equilibrium distribution function $P(m)$ are shown in Fig. 1, for some typical values of λ . We checked that starting from any arbitrary initial distribution, the dynamics of money in the market lets the distribution function to evolve to the equilibrium distribution shown in the figure. The inset shows that the equilibrium distribution is also independent of the market size N and the average money in the market or temperature T . As mentioned earlier, the Gibb's distribution for $\lambda = 0$ changes as soon as any finite λ is introduced and the distribution typically becomes asymmetric Gaussian-like. An important point to note is that although at any time each agent saves according to his/her own money, the over-all distribution acquires a global feature: the most probable money shifts from zero for $\lambda = 0$, to a finite value dependent on λ . Hence due to the saving propensity of each individual the entire population of agents in the market achieves a much desired feature: most of the agents end-up having a finite amount of money, which approaches the average money in the market ($m/T = 1$) as λ tends to unity. It may be noted that $\lambda = 0$ case was practically a random noise dominating one and therefore effectively a non-interacting market. Introduction of a finite amount of saving ($\lambda \neq 0$), dictated by individual self-interest, immediately makes the money dynamics cooperative and the global ordering (in the distribution) is achieved. Some of the non-trivial features of the distribution will be discussed later. This kind of self-organization in the money market, coming out of pure self-interest of each agent, is reminiscent of the “invisible hand” effect [7] in the “free market” suggested originally by Adam Smith in 1776 (see also [5]).

The relaxation behaviour of the distribution is shown in Fig. 2, where the time variation of $P_1(t)$ for different values of λ is shown. Since $m_i/T = 1$ for all i to start with, $P_1(t)$ starts falling from unity in all the cases shown here. The decay of $P_1(t)$ could not be represented by any Debye type behaviour and we rather see a spin-glass type [3, 6] extremely slow ($\ln t$) relaxation behaviour. The inset shows the typical variation of the relaxation time τ_R with λ . The dynamics obviously becomes slower with increasing λ and τ_R seems to diverge as λ

approaches unity. Precisely at $\lambda = 1$, the dynamics of course stops.

As is obvious, an important feature of this humped distribution for $P(m)$ at any non-vanishing λ is the variation of the most probable money $m_p(\lambda)$ of the agents. As discussed before, $m_p = 0$ for $\lambda = 0$ (Gibb's distribution) and most of the economic agents in the market end-up losing all their money. However, even with pure self-interest of each agent for saving a factor λ of its own money at any trade, the entire market ends-up with a most-probable money $m_p(\lambda)$ where $P(m)$ becomes maximum. The variation of this $m_p(\lambda)$ with λ is surely very interesting. Obviously $m_p = 0$ for $\lambda = 0$ and $m_p \rightarrow 1$ for $\lambda \rightarrow 1$. We find that initially $m_p(\lambda)$ varies very closely as $\lambda^{1/2}$ for small λ and then it crosses over at $\lambda \simeq 0.45$ to $\lambda^{1/3}$ variation. This is shown in Fig. 3, where the curves for $\lambda^{1/2}$ and $\lambda^{1/3}$ are also indicated. We do not have any idea why this crossover in the exponent for λ occurs at any finite λ ($\simeq 0.45$). Also the exponents $1/2$ and $1/3$ are very intriguing. We checked that this crossover point is perhaps also the point where the probability of an agent having zero money $P_0 \equiv P(m = 0)$ just disappears as shown in the inset of Fig. 3. No other property of the equilibrium distribution $P(m)$ has any irregularity there. In fact, the half-width Δm_p and the peak height P_{m_p} of the equilibrium distribution, which scale practically as $(1 - \lambda)^{1/2}$ and $(1 - \lambda)^{-1/2}$ respectively (see Fig. 4), do not have any irregularity there.

We noted that although the total distribution assumes some global cooperative feature, each individual agent in the market faces purely random fluctuations. Fig. 5 shows the time variation of the money of an arbitrarily chosen individual in the market for two different values of λ . The inset shows the variation of the time-averaged money $\langle m_i \rangle$ of the agent and its fluctuation $\Delta m_i \equiv \sqrt{\langle (m_i - \langle m_i \rangle)^2 \rangle}$ with λ after relaxation ($t > \tau_R$). Since the total money is conserved, $\langle m_i \rangle$ remains constant ($= T$) here, while Δm_i goes down with λ as $(1 - \lambda)$. This is because at any time the agents keep a fixed fraction of their individual money and receive a random fraction of the money traded proportional to $(1 - \lambda)$.

We thus considered here a model market of money where the total money M and the number of agents N is fixed. Each pair of arbitrarily chosen agents in the market exchange money with each other through a trade (each trade considered as one time unit). During the trade, each agent saves a fraction λ of its own money at that time and exchanges randomly

out of the remaining money, conserving the total amount of money and not allowing any debt. We find that for $\lambda = 0$, the market effectively becomes non-interacting and, no matter what initial distribution the agents start with, the resulting money distribution becomes the equilibrium Gibb's distribution [4], where most of the agents in the market end-up without any money. For any non-vanishing λ , the equilibrium distribution becomes the asymmetric Gaussian-like with the most probable money m_p (corresponding to the peak in $P(m)$) shifting away from $m = 0$ with increasing λ . This global feature, coming out of the individual self-interest of saving a part of its own money, can be considered to be a demonstration of the self-organization in the market suggested long ago by Adam Smith ("invisible hand" [5, 7]). Apart from this we also find intriguing singularities appearing in the equilibrium distribution $P(m)$: $m_p \sim \lambda^\nu$ where $\nu = 1/2$ for $\lambda < \lambda_c$ ($\simeq 0.45$) and $\nu = 1/3$ for $\lambda_c < \lambda < 1$. We believe, these singularities come from the cooperative nature of the market interactions induced by the saving propensity of the agents.

Acknowledgements: We are grateful to A. Dutta, S. S. Manna, S. Pradhan and P. Sen for useful discussions.

References

e-mail addresses :

⁽¹⁾anirban@cmp.saha.ernet.in

⁽²⁾bikas@cmp.saha.ernet.in

- [1] See e.g., R. N. Mantegna and H. E. Stanley, *An Introduction to Econophysics*, Cambridge University Press, Cambridge (2000).
- [2] B. K. Chakrabarti and S. Marjit, *Ind. J. Phys.*, **69 B**, 681 (1995).
- [3] M. de Oliveira, de Oliveira and D. Stauffer, *Evolution, Money, War and Computers*, B. G. Teubner, Stuttgart (1999); P. W. Anderson, K. J. Arrow and D. Pines (Eds), *The Economy as an Evolving Complex system*, Addison-Wesley, Redwood City (1988).
- [4] A. Dragulescu and V. M. Yakovenko, *cond-mat/0001432*.
- [5] P. A. Samuelson, *Economics*, 11th Edition, McGraw-Hill Inc., Auckland, 195-208 (1980).
- [6] M. Plischke and B. Bergersen, *Equilibrium Statistical Physics*, 2nd Edition, World Scientific, Singapore (1994).
- [7] See e.g., J. M. Keynes, *The General Theory of Employment, Interest and Money*, The Royal Economic Society, Macmillan Press, London (1973).

Figure captions

Fig. 1 : The stationary money distribution $P(m)$ versus money m for different saving propensity factor λ ($N = 500, T = 100$). The inset shows the same for different N and T at two fixed values of λ . The superposition of data indicates the absence of finite size effects and the temperature independence.

Fig. 2 : Relaxation of the distribution: $P_1(t)$ versus the time t (number of trades) for different λ . Because of extremely slow relaxation, we show in the $\ln t$ scale for the later stage. The vertical arrows indicate the relaxation time τ_R . The inset shows the typical variation of τ_R with λ ; τ_R diverges as $\lambda \rightarrow 1$.

Fig. 3 : The variation of the most probable money m_p of an agent (peak position of the equilibrium distribution $P(m)$) as a function of λ . The dotted and dashed curves correspond to $\lambda^{1/2}$ and $\lambda^{1/3}$ respectively. The crossover point (λ_c) is indicated by the vertical arrow. The inset shows that the probability P_0 of agents with zero money also first disappears at almost the same point (λ_c) indicated by the vertical arrow.

Fig. 4 : The variation of the distribution half-width Δm_p as function of λ . The dashed curve corresponds to $\sqrt{2.0(1-\lambda)}$. The inset shows the peak height P_{m_p} as function of λ . The dotted curve here corresponds to $1/\sqrt{2.4(1-\lambda)}$.

Fig. 5 : Time variation of money of an individual agent m_i for two different values of λ . The inset shows the variations of $\langle m_i \rangle$ and its fluctuations Δm_i as functions of λ .

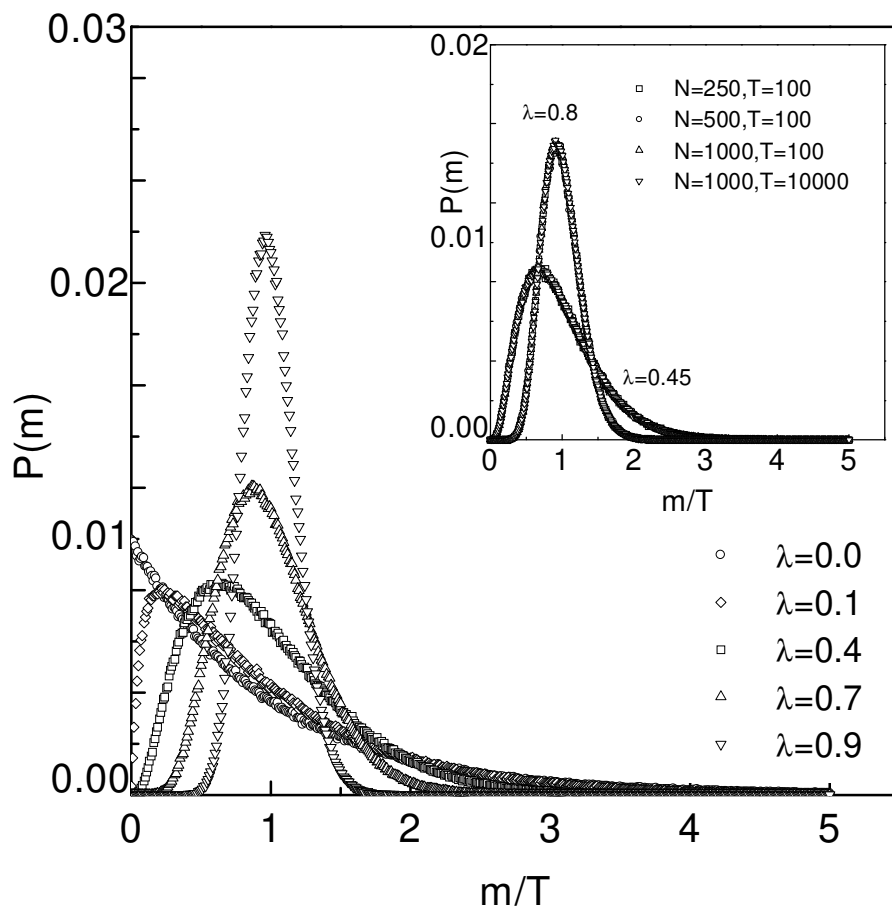


Fig. 1

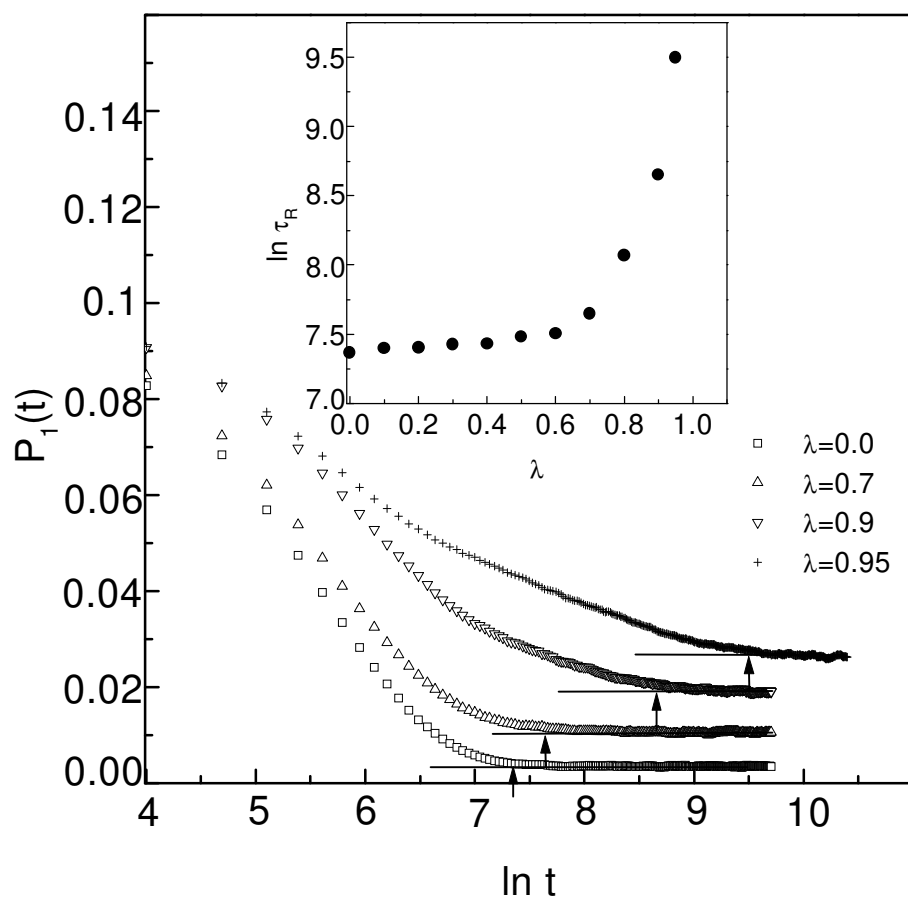


Fig. 2

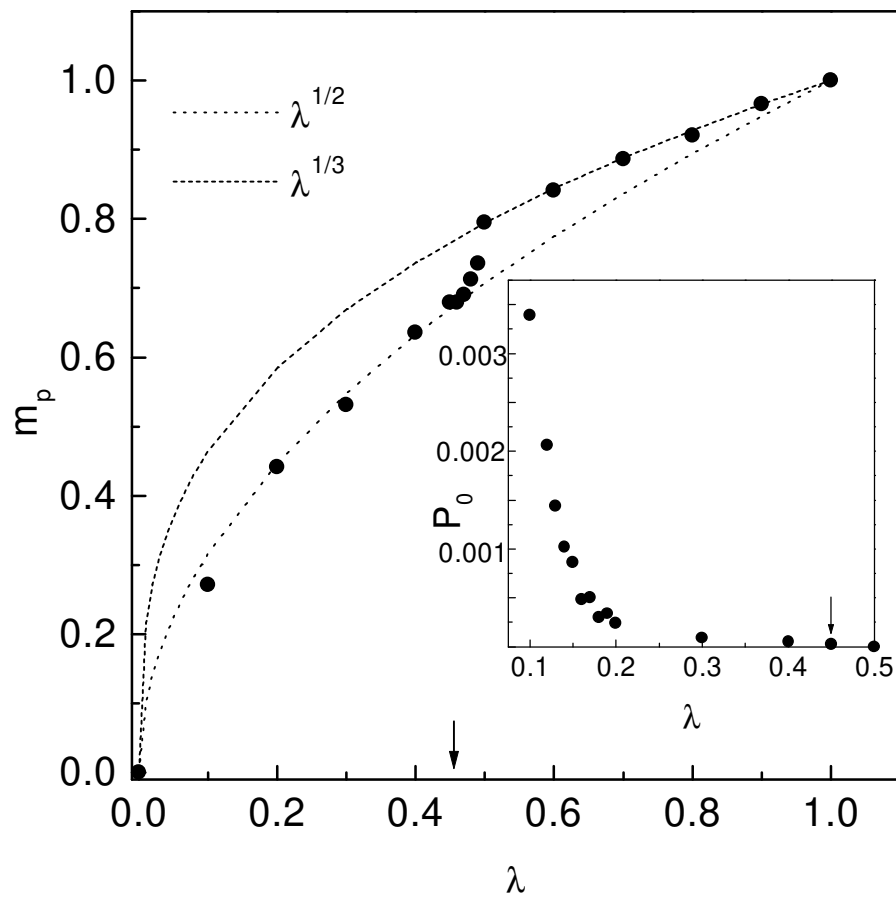


Fig. 3

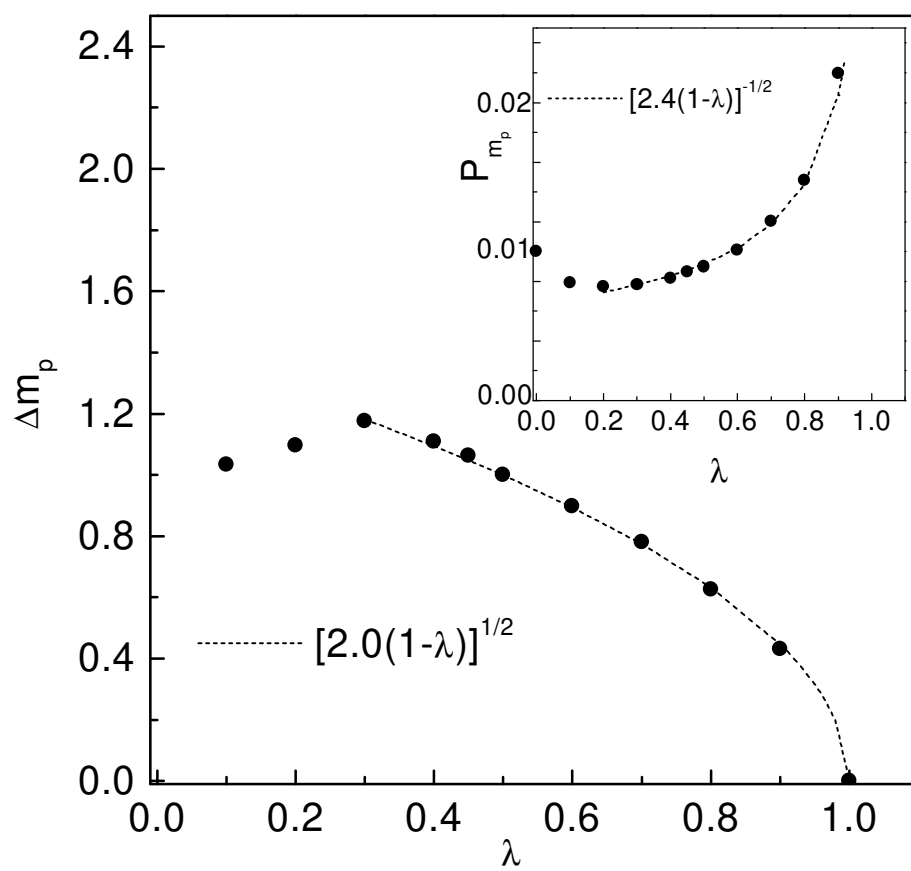


Fig. 4

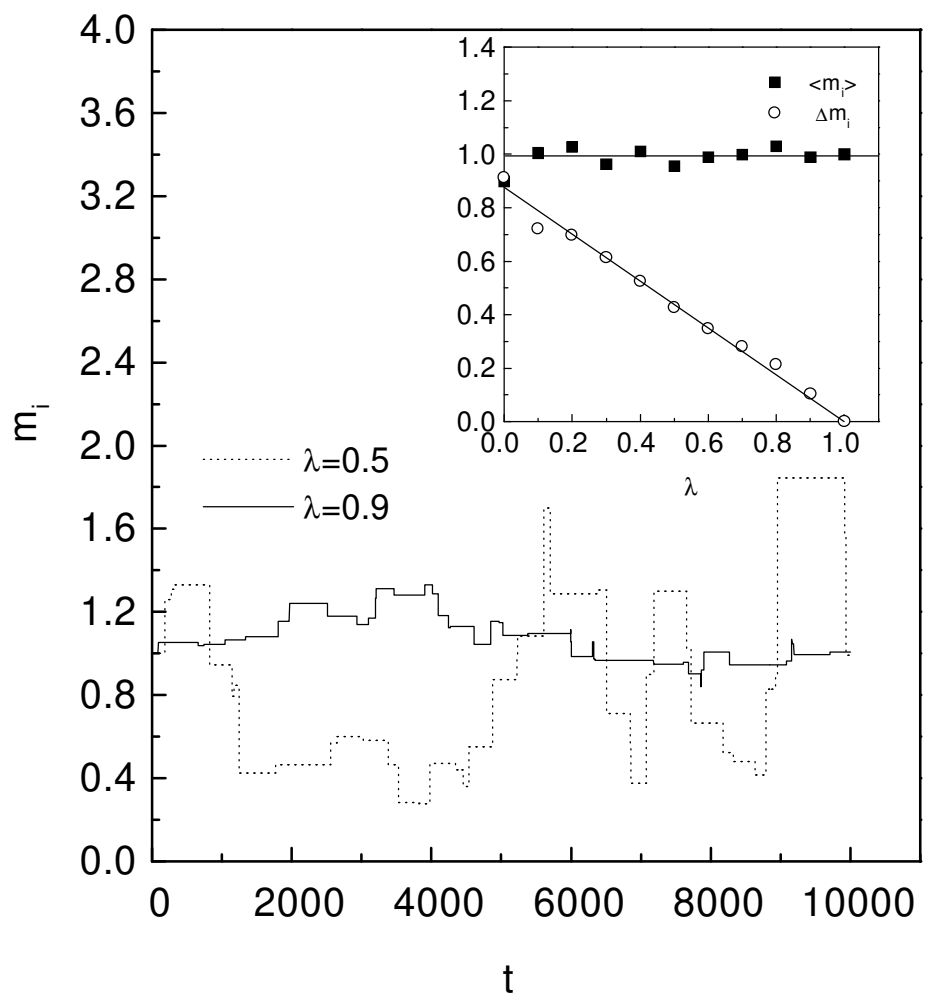


Fig. 5

