

# Partition noise and statistics in the fractional quantum Hall effect

I. Safi<sup>1</sup>, P. Devillard<sup>1,2</sup> and T. Martin<sup>1,3</sup>

<sup>1</sup> Centre de Physique Théorique, Case 907 Luminy, 13288 Marseille Cedex 9, France

<sup>2</sup> Université de Provence, 13331 Marseille Cedex 03, France

<sup>3</sup> Université de la Méditerranée, 13288 Marseille Cedex 9, France

A microscopic theory of current partition in fractional quantum Hall liquids, described by chiral Luttinger liquids, is developed to compute the noise correlations, using the Keldysh technique. In this Hanbury-Brown and Twiss geometry, at Laughlin filling factors  $\nu = 1/m$ , the real time noise correlator exhibits oscillations which persist over larger time scales than that of an uncorrelated Hall fluid. The zero frequency noise correlations are negative at filling factor  $1/3$  as for bare electrons (anti-bunching), but are strongly reduced in amplitude. These correlations become positive (bunching) for  $\nu \leq 1/5$ , suggesting a tendency towards bosonic behavior.

PACS 72.70+m, 71.10.Pm, 73.40.Hm

Transport experiments in the fractional quantum Hall effect (FQHE) [1] have provided a direct measurement of the fractional charge of the quasi-particles [2,3] associated with these correlated electron fluids. These results constitute a preliminary test of the Luttinger liquid models [4,5] based on chiral edge Lagrangians [6] which describe the low-lying edge excitations. However, the discussion has centered on the charge of the quasiparticles, rather than the statistics. On the other hand, noise correlation experiments [7,8] in branched mesoscopic devices, i.e. fermion analogs of the Hanbury-Brown and Twiss experiments for photons [9], have detected the negative noise correlations predicted by theory [10]. Statistical features in transport are quite explicit in such experiments. So far in the FQHE, the measurement of the noise reduction [2] – smaller than that of fermions – constitutes the only hint that the statistic is not fermionic.

Here, it is suggested that the statistics of the underlying excitations of the FQHE can be monitored via a Hanbury-Brown experiment where quasiparticles emitted from one edge and tunneling through the correlated Hall fluid are collected into two receiving edges (see Fig. 1). This constitutes a mesoscopic analogue of a collision process which involves many quasi-particles, and therefore provides a direct probe of their underlying statistics. The Luttinger edge state theory [6] is used to compute the current and noise with the Keldysh technique. The analytic results for the noise in this partition experiment show that: a) upon increasing the magnetic field from the integer quantum Hall effect (IQHE) to filling factor  $1/3$ , the (negative) correlations are strongly reduced in amplitude; b) these correlations change sign and are positive at  $\nu \leq 1/5$ . This work attempts to go further than a recent proposal where statistics and scattering properties were dissociated [11], which correlations are fermionic [12].

The suggested geometry is depicted in Fig. 1: it requires *three* edges (two of which are assumed to be decoupled), in contrast to previous noise correlation measurements [2,7] in the IQHE and in the FQHE where a

single constriction controlled the transmission between two edge states. There, negative noise correlations between the receiving ends of two edge states (inset Fig 1a) are the consequence of a noiseless injecting channel together with current conservation, for arbitrary  $\nu$ .

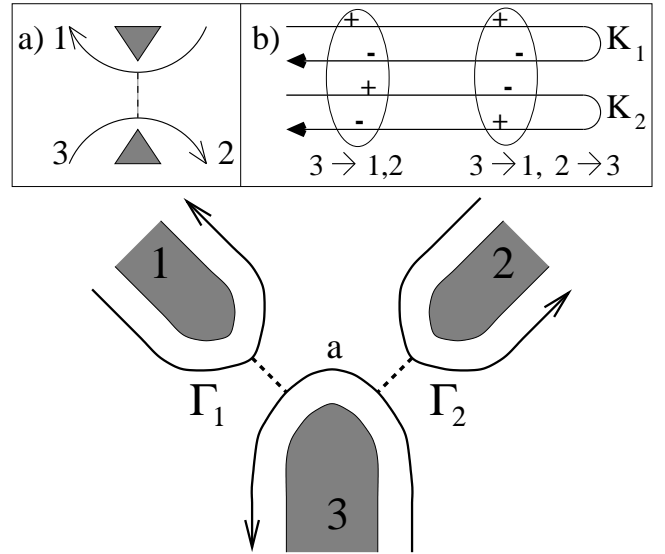


FIG. 1. Hanbury-Brown and Twiss geometry: 3 metallic gates (grey) define 3 edge states, with 2 tunneling paths separated by  $a$  and with tunneling amplitudes  $\Gamma_1$  and  $\Gamma_2$ . Insets: a) Correlation experiment in a 2-edge quantum Hall bar with a constriction. b) Charge configurations on the two Keldysh contours  $K_1$  and  $K_2$  which contribute to the  $\omega = 0$  noise correlations at finite (left and right) and at zero (left only) temperature.

On the other hand, removing excitations from one edge state and redistributing them to two other edges (Fig.1) is clearly relevant for uncovering the bunching/anti-bunching properties of quasi-particles. This setup can be considered as a detector of partition noise between edge 1 and 3, but in the presence of a “noisy” injecting current (due to backscattering between 2 and 3).

The edge modes running along each gate, characterized by chiral bosonic fields  $\phi_l$  ( $l = 1, 2, 3$ ) are described by a Hamiltonian  $H_0 = (v_F \hbar / 4\pi) \sum_{l=1,2,3} \int ds (\partial_s \phi_l)^2$

with  $s$  the curvilinear abscissa, and with a current  $v_F\sqrt{\nu}\partial_s\phi_l/2\pi$ , which is conserved in the absence of scattering ( $v_F$  is the Fermi velocity).  $\phi_l$  satisfy the commutation relation  $[\phi_l(s), \phi_{l'}(s')] = i\pi\delta_{ll'}\text{sgn}(s-s')$  [13]. The quasi-particle operators are expressed as  $\psi_l^\dagger(s) = (2\pi\alpha)^{-1/2}F_l e^{ik_F s} e^{i\sqrt{\nu}\phi_l(s)}$ , where  $\alpha$  is a cutoff. Both the above commutation relation and the (unitary) Klein factors  $F_l$  guarantee fractional exchange statistics provided that:

$$F_l F_{l'} = e^{-i\pi p_{ll'}\nu} F_{l'} F_l \quad (1)$$

with 3 possible statistical phases  $p_{ll'} = -p_{l'l} = \pm(1-\delta_{ll'})$ . In particular, this insures that the fields  $\phi_l$  anti-commute for  $\nu = 1$  and commute for  $\nu \rightarrow 0$ .

Tunneling of quasi-particles occurs at two locations  $s = \pm a/2$  on edge 3, and at  $s = 0$  on edges 1 and 2. A non-equilibrium situation is achieved by imposing a bias  $\hbar\omega_l/e^* = -\partial\chi_l/\partial t$  ( $l = 1, 2$ ) between 3 and  $l$ , where  $\chi_l$  denotes the gauge parameter which appears in the tunneling Hamiltonian  $H_B = H_{B1} + H_{B2}$ , with:

$$H_{Bl} = \Gamma_l e^{-ie^*\chi_l/\hbar c} \psi_l^\dagger(0) \psi_3 ((-1)^l a/2) + H.c. \quad (2)$$

$H_{B1}$  and  $H_{B2}$  are required to commute [14], which imposes the constraint  $p_{12} + p_{23} + p_{31} = 1$  on the statistical phases of Eq. (1).

Non-equilibrium averages are extracted from the Keldysh partition function. The perturbation theory is analogous to the Coulomb gas models which have been proposed to study transport in Luttinger models [5]. Here two contours  $K_l$  ( $l = 1, 2$ ) contain  $m_l$  (even) charges ( $\pm$ ) which account for the quasi-particle transfer to/from edge 3 to  $l$  at time  $t_{lk}$  attached to the upper/lower branch of  $K_l$ . Expanding the exponential, the partition function reads:

$$Z_K = \sum_{m_1, m_2=0}^{\infty} \left(\frac{-i}{\hbar}\right)^{m_1+m_2} \sum_{\mathcal{C}} \int \frac{dt_{11}...dt_{1m_1}dt_{21}...dt_{2m_2}}{m_1!m_2!} \times \langle T_K H_{B1}(t_{11})...H_{B1}(t_{1m_1})H_{B2}(t_{21})...H_{B2}(t_{2m_2}) \rangle_{\mathcal{C}} \quad (3)$$

where the subscript  $\mathcal{C}$  identifies charge configurations. Relevant charge configurations which contribute to low-order to the noise correlations are depicted in Fig. 1b): charge neutrality is imposed on each contour. The terms in the nonequilibrium average Eq. (3) can in general be decoupled into four contributions: one Keldysh ordered product of bosonic fields for each edge, which dynamics are specified by the Green's function of the chiral boson fields [16]  $G_{\eta\eta'}(s, t)$  (with contour branch labels  $\eta, \eta' = \pm$ ), and a fourth contribution which arises from the Klein factors, which have no dynamics of their own, yet which are essential in order to specify the tunneling operators.

The quasi-particle current operator between leads 3 and  $l = 1, 2$  is  $I_l = -c\partial H_B/\partial\chi_l$ . The symmetrized real

time current-current correlator between edges 1 and 2 which is used to compute the noise contains two time arguments, which are assigned to different branches of the Keldysh contour (thus the notation  $\chi_l^\eta(t)$  below). Performing functional derivatives on  $Z_K$ ,

$$S_{12}(t-t') = -(\hbar c)^2 \sum_{\eta=\pm} \frac{\delta^2 Z_K}{\delta\chi_1^\eta(t)\delta\chi_2^{-\eta}(t')} \Big|_{\omega_{1,2}=\omega_0}, \quad (4)$$

assuming equal biases on 1 and 2. The leading term in Eq. (4) is of fourth order in the tunneling amplitudes, corresponding to  $m_1 = m_2 = 2$  in Eq. (3), in contrast to the leading contribution to the individual currents and noises (second order “dipole” contributions). Exploiting the symmetry property of the Green's function  $G_{-\eta, -\eta'}(s, t) = [G_{\eta, \eta'}(s, t)]^*$ :

$$S_{12}(t) = 4 \frac{|e^*\tau_0\Gamma_1\Gamma_2|^2}{(\hbar\alpha)^4} \text{Re} \int_{-\infty}^{\infty} dt_1 \int_{-\infty}^{\infty} dt_2 \sum_{\epsilon, \eta_1, \eta_2=\pm} \epsilon \eta_1 \eta_2 \quad (5) \\ \times \cos[\omega_0(t_1 + \epsilon t_2)] e^{2\nu[G_{+, \eta_1}(0, t_1) + G_{-, \eta_2}(0, t_2)]} \\ \times \frac{e^{\nu\epsilon[\tilde{G}_{+\eta_2}(-a, t+t_2) + \tilde{G}_{\eta_1, -}(-a, t-t_1)]}}{e^{\nu\epsilon[\tilde{G}_{+-}(-a, t) + \tilde{G}_{\eta_1\eta_2}(-a, t+t_2-t_1)]}},$$

where  $\epsilon$  represents the product of the two charge transfer processes:  $\epsilon = -/+$  when the quasiparticles tunnel in the same/opposite direction (left/right hand side of Fig. 1b). In Eq. 5, the Green's function for edge 3, which mediates the coupling between  $K_1$  and  $K_2$ , has been translated due to the Klein factors:  $\tilde{G}_{\eta\eta'}(-a, t) = G_{\eta\eta'}(-a, t) + i\pi/4[(\eta + \eta')\text{sgn}(t) - \eta + \eta']$ . The integrand in the double integral in Eq. (5) for  $\nu < 1$  decays slowly with both time arguments. At large times, the last factor in the integrand is equal to 1, thus corresponding to the product of the current averages  $2\langle I_1 \rangle \langle I_2 \rangle$ . Absolute convergence is obtained for  $\nu > 1/2$  from the power law decay in time. For  $\nu < 1/2$  convergence is due to the oscillatory terms. Zero temperature,  $a = 0$ , and a symmetric bias  $\omega_{1,2} = \omega_0$  are chosen in order to enhance statistical signatures. Experimentally this implies that the two tunneling paths lie within a few Fermi wave-lengths from each other. The overlap between quasiparticles in edge 3 is then more prominent. Here, only  $\eta_2 = -\eta_1 = 1$  is retained because first, it provides the large time behavior and second, it corresponds to the contribution of the zero frequency noise correlations (to be computed later on). Using the explicit expressions of the Green's function at equal abscissa,  $G_{\eta\eta'}(t) = -\ln[1 + it(\eta\theta(t) - \eta'\theta(-t))/\tau_0]$  and rescaling the times by the short time cutoff  $\tau_0 \sim \alpha/v_F$ , this contribution reads:

$$S_{12}^{+-}(t) = -4 \frac{|e^*\tau_0\Gamma_1\Gamma_2|^2}{(\hbar\alpha)^4} \text{Re} \int_{-\infty}^{\infty} dt_1 \int_{-\infty}^{\infty} dt_2 \sum_{\epsilon=\pm} \epsilon \\ \times \cos[\omega_0(t_1 + \epsilon t_2)] (1 - it_1)^{-2\nu} (1 + it_2)^{-2\nu} (1 - it)^{\epsilon\nu}$$

$$\times [1 + i(t + t_2 - t_1)]^{\epsilon\nu} (1 + i|t + t_2|)^{-\epsilon\nu} (1 - i|t_1 - t|)^{-\epsilon\nu} \\ \times \exp\left(i\epsilon\frac{\pi}{2}\nu [sgn(t + t_2) - sgn(t - t_1)]\right). \quad (6)$$

A leading contribution to  $S_{12}^{-+}(t)$  is plotted in Fig. 2, as well as the excess noise at  $\nu = 1$  for comparison. The latter oscillates with a frequency  $\omega_0$ , and decays as  $t^{-2}$ .  $S_{12}^{-+}(t)$  scales as  $|\omega_0|^{4\nu-2}f(\omega_0 t)$ , with  $f(x)$  an oscillatory function which decays at least as  $x^{-2\nu}$ , thus a slower decay than that of electrons. At large times, the frequency of the oscillations stabilizes as  $\omega_0 = e^*V/\hbar$ .

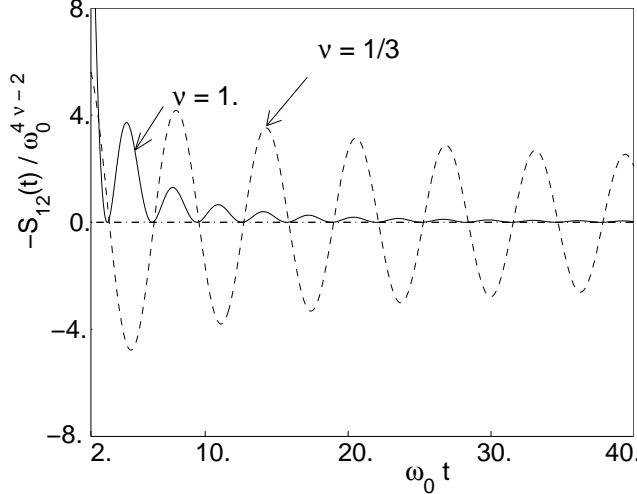


FIG. 2. Contribution to the real time correlator  $S_{12}^{-+}(t)$ , for bias  $\omega_0 = e^*V/\hbar$ , normalized to  $|\tau_0\Gamma_1\Gamma_2|^2|\omega_0|^{4\nu-2}$  for a filling factor  $\nu = 1/3$  (dashed line).  $2\langle I_1\rangle\langle I_2\rangle$  has been subtracted. The exact *excess* noise at  $\nu = 1$ :  $S_{12}^{ex}(t) \propto \sin^2(\omega_0 t/2)/t^2$  (full line), keeping all  $\eta$  configurations, is plotted for comparison.

The result in Eq. (5) is now integrated over  $t$  after subtracting the average current products:  $\tilde{S}_{12}(\omega) \equiv \int dt e^{-i\omega t} [S_{12}(t) - 2\langle I_1\rangle\langle I_2\rangle]$ . The sign and magnitude of the  $\omega = 0$  correlations tell us the tendency for the quasi-particle to exhibit bunching or antibunching. Turning now to the charge configurations of Fig. 1b, at zero temperature only  $\epsilon = -1$  in  $\tilde{S}_{12}(0)$  contributes, which gives the information that an “exclusion principle” prohibits the excitations to be transferred from the collectors to the emitter. The zero frequency noise correlations have the general form:

$$\tilde{S}_{12}(0) = (e^*)^2 |\omega_0|/\pi T_1^r T_2^r R(\nu) \quad (7)$$

where the renormalized transmission probabilities are  $T_l^r = (\tau_0|\omega_0|)^{2\nu-2} [\tau_0\Gamma_l/\hbar\alpha]^2/\Gamma(2\nu)$ , and the dimensionless function  $R(\nu)$  characterizes the statistical correlations. At  $\nu = 1$ , it is shown explicitly that  $R(1) = -1$  using contour integration, so that  $\tilde{S}_{12}$  coincides exactly with the scattering theory result [10]. This issue represents a crucial test of the implementation of the Klein

factors. Moreover, for arbitrary  $\nu$ ,  $R(\nu)$  could in principle be directly measured in an experiment. Indeed one can rescale the noise correlation  $\tilde{S}_{12}$  by the individual shot noises  $\tilde{S}_l \simeq 2e^*\langle I_l\rangle$  or equivalently (at this order) by the individual currents:  $R(\nu) = |\omega_0|\tilde{S}_{12}/[4\pi\langle I_1\rangle\langle I_2\rangle]$ .

A central result of this letter is the analytical expression for the function  $R(\nu)$  in Eq. (7). It is obtained by performing a change of variables of the 3 time integrals in  $\tilde{S}_{12}(0)$ , neglecting the short-time cutoff in the diagonal elements of the Keldysh Green’s function in Eq. (5). This procedure is consistent with the limit of small biases which is assumed here  $|\omega_0|\tau_0 \ll 1$ , but strictly speaking it is valid in the range  $1/2 < \nu \leq 1$ . One then obtains the asymptotic series:

$$R(\nu) = \frac{-\sin(\pi\nu)\Gamma^2(2\nu)}{2\sqrt{\pi}\Gamma(2\nu-1)\Gamma(2\nu-1/2)\Gamma(-\nu)} \\ \sum_{n=0}^{\infty} \frac{\Gamma(n-\nu)\Gamma(n+1-\nu)\Gamma(\nu+n-1/2)}{n!\Gamma(n+\nu)\Gamma(n+3/2-\nu)}, \quad (8)$$

which converges as  $n^{-\nu-2}$ . Here,  $\nu$  can be treated as a continuous variable, whereas it has a physical meaning when it is a Laughlin fraction  $1/m$  ( $m$  odd). At first glance the only physical filling factor which one can reach with this series is  $\nu = 1$ . Yet, it is possible to extend  $R(\nu)$  to the range  $[0, 1/2]$ : the zero frequency noise correlations do not contain any true divergence (it would require the introduction of an infrared cutoff with a physical origin), but the integration method which is used here breaks down at  $\nu = 1/2$ , a feature which can already be seen in computing the average product  $\langle I_1\rangle\langle I_2\rangle$  in a similar manner (although  $\langle I_1\rangle$  converges for all  $\nu$ ). It is still possible to extract a meaningful result for  $\tilde{S}_{12}$  from this integration procedure:  $R(\nu)$  having no poles in  $[1/2, 1]$ , it can be analytically continued to the interval  $[0, 1/2]$ . Indeed, note that the terms of the series of Eq. (8) are still well defined for  $\nu < 1/2$ .

The continuation procedure could be jeopardized if other tunneling operators generated by the renormalization group (RG) procedure happened to be more relevant at  $\nu = 1/2$ . Consider a higher order tunneling operator  $V_{\vec{n}}e^{i\sqrt{\nu}\vec{n}\cdot\vec{\phi}}$ , where  $\vec{n} = (n_1, n_2, n_3)$  ( $n_l$  integer) satisfies quasi-particle conservation  $\sum_{l=1}^3 n_l = 0$  and  $\vec{\phi} = (\phi_1, \phi_2, \phi_3)$  contains the fields of the three edges. The RG flow is then :

$$\frac{dV_{\vec{n}}}{dl} = \left(1 - \frac{\nu}{2} \sum_{l=1}^3 n_l^2\right) V_{\vec{n}}. \quad (9)$$

The bare tunneling terms are relevant at  $\nu < 1$ , and always dominates all other  $V_{\vec{n}}$ , which become relevant below  $\nu = 1/3$  at most.

For  $\nu \simeq 1$ , a check is obtained by direct numerical integration of  $S_{12}(t)$ . The comparison between the series solution of Eq. (8) and the numerical data shows a fair agreement for  $0.7 \leq \nu \leq 1$ .

Starting from the IQHE and decreasing  $\nu$  (Fig. 3), the noise correlations between the two collector edges are reduced in amplitude at any  $\nu = 1/m$ . When a quasi-particle is detected, in 1, one is less likely to observe a depletion of quasi-particles in 2 than in the case of non-interacting fermions. The reduction of the (normalized) noise correlations constitutes a direct prediction of the statistical features associated with fractional quasiparticles in transport experiments, and should be detectable at  $\nu = 1/3$ .

At  $\nu = 1/4$ ,  $\tilde{S}_{12}$  vanishes and becomes positive for lower physical filling factors ( $1/5, 1/7, \dots$ ), which is reminiscent of bosons bunching up together. Positive correlations have been predicted in superconductor-normal metal junctions [12], and bosonic behavior was attributed to the presence of Cooper pairs – effective bosons – leaking on the normal side. Here the positive correlations can be either attributed to the fact that the fractional statistics are bosonic at  $\nu \rightarrow 0$ , or to the eventual presence of composite bosons resulting from attachment of an odd number of flux tubes [17]. On the one hand, one is dealing with a fermionic system where *large* negative correlations are the norm. On the other hand, the presence of an external magnetic field and the (resulting) collective modes of the edge excitations favor bosonic behavior. The competition between these two tendencies yields a statistical signature which is close to zero – analogous to the noise correlations of “classical” particles. Independent of this sign issue, for  $\nu \leq 1/3$ , the amplitude of the normalized correlations is strongly reduced and this effect could be checked experimentally for Laughlin fractions.

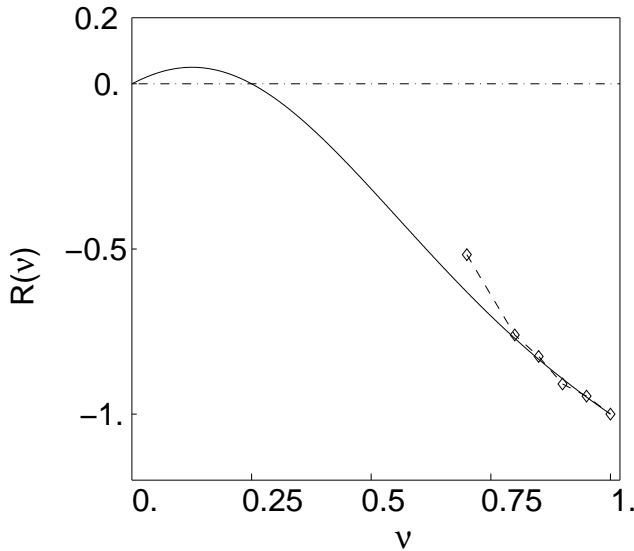


FIG. 3. Normalized  $\omega = 0$  correlations  $R(\nu)$ , plotted with the analytic expression of Eq. (8) for arbitrary  $\nu$ , and compared to the direct numerical calculation for  $0.7 \leq \nu \leq 1$  (lozenges).

The tendency for the noise correlation ratio to be reduced compared to its non interacting value is consistent with the existing data for two-terminal devices [2], as a connection exists between the two types of measurements [10,12]. There, shot noise suppression was observed to be weaker than that of bare electrons, which then multiplies the shot noise by  $1 - T$  [10,18], the reflection amplitude. However, a qualitative analysis of noise reduction in this situation is rendered difficult because of the nonlinear current-voltage characteristics. In contrast, an HBT experiment constitutes a direct and crucial test of the Luttinger liquid models used to describe the edge excitations in the FQHE, as it addresses the role of fractional statistics in transport experiments. These experiments could also probe hierarchical fractions of the FQHE, as well as non-chiral Luttinger systems such as carbon nanotubes.

We thank H. Saleur for pointing out the relevance of the Klein factors. Discussions with D.C. Glatli and G. Lesovik are gratefully acknowledged. Two of us (I.S and T.M) are deeply indebted to their mentors R. Landauer and H. J. Schulz.

- 
- [1] R. B. Laughlin, Rev. Mod. Phys. **71**, 863 (1999); H.L. Stormer, *ibid.*, 875 (1999).
  - [2] L. Saminadayar, D. C. Glatli, Y. Jin, and B. Etienne, Phys. Rev. Lett. **79**, 2526 (1997).
  - [3] R. de-Picciotto *et al.*, Nature **389**, 162 (1997).
  - [4] C. L. Kane and M. P. A. Fisher, Phys. Rev. Lett. **72**, 724 (1994); P. Fendley, A. W. W. Ludwig, and H. Saleur, *ibid.* **75**, 2196 (1995).
  - [5] C. de C. Chamon, D. E. Freed, and X. G. Wen, Phys. Rev. B **51**, 2363 (1995-II).
  - [6] X.G. Wen, Int. J. Mod. Phys. B **6**, 1711 (1992); Adv. Phys. **44**, 405 (1995).
  - [7] M. Henny *et al.*, Science **296**, 284 (1999).
  - [8] W. Oliver *et al.*, Science **296**, 299 (1999).
  - [9] Hanbury-Brown and Q. R. Twiss, Nature **177**, 27 (1956).
  - [10] T. Martin and R. Landauer, Phys. Rev. B **45**, 1742 (1992); M. Büttiker, Phys. Rev. Lett. **65**, 2901 (1990); Phys. Rev. B **46**, 12485 (1992).
  - [11] S. Isakov, T. Martin, and S. Ouvry, Phys. Rev. Lett. **83**, 580 (1999).
  - [12] J. Torrès and T. Martin, Eur. Phys. J. B **12**, 319 (1999).
  - [13] M. Geller and D. Loss, Phys. Rev. B **56**, 9692 (1997).
  - [14] C. Nayak *et al.*, Phys. Rev. B **59**, 15694 (1999).
  - [15] I. Safi, P. Devillard and T. Martin, *in preparation*.
  - [16] C. Chamon and D. Freed, Phys. Rev. B **60**, 1842 (1999).
  - [17] S. C. Zang *et al.*, Phys. Rev. Lett. **62**, 82 (1988); S. M. Girvin and A. H. MacDonald, *ibid.* **58**, 1252 (1987).
  - [18] M. Reznikov *et al.*, Phys. Rev. Lett. **75**, 3340 (1995); A. Kumar *et al.*, *ibid.* **76**, 2778 (1996).