

Critical behaviour of the 1d annihilation fission process $2A \rightarrow \emptyset$, $2A \rightarrow 3A$

Géza Ódor

*Research Institute for Technical Physics and Materials Science,
H-1525 Budapest, P.O.Box 49, Hungary*

Numerical simulations and cluster mean-field approximations with coherent anomaly extrapolation show that the critical line of the 1d annihilation fission process is separated into two regions. In both the small and high diffusion cases the critical behavior is different from the well known universality classes of non-equilibrium phase transitions to absorbing states. The high diffusion region seems to be well described by the cyclically coupled directed percolation and annihilating random walk. Spreading exponents show non-universal behavior.

PACS numbers: 05.70.Ln, 82.20.Wt.

Non-equilibrium phase transition may take place even in one dimensional systems. However the ordered phase lacks fluctuations that could destroy the state. If the system has evolved into that state it will be trapped there. We call this transition to an absorbing state. First order transition among these is very rare, there have been only a few system found that exhibit a discontinuous jump from the active to the absorbing phase [1–5].

Continuous phase transitions have been found to belong to a few universality classes, the most robust of them is the directed percolation (DP) class. According to the hypothesis of [6,7] all continuous phase transitions to a single absorbing state in homogeneous systems with short ranged interactions belong to this class provided there is no additional symmetry and quenched randomness present. The most prominent system exhibiting phase transition of this class is the branching and annihilating random walk with one offspring (BARW). Furthermore systems with infinitely many absorbing states were also found to belong to this class [8,9].

An important exception from the DP class is the so-called parity-conserving (PC) class where particles follow a branching and annihilating random walk with two offsprings (BARW2) $A \rightarrow 3A$, $2A \rightarrow \emptyset$ that conserves the parity of their number [10–13]. Particles following BARW2 may also appear as kinks between ordered domains in systems exhibiting two absorbing states [14–18]. However it was realized that the BARW2 dynamics alone is not sufficient condition for a transition in this class but an exact Z_2 symmetry between the two absorbing states is necessary, too [17,19–22].

Recently a study on the annihilation fission (AF) process $2A \rightarrow \emptyset$, $2A \rightarrow 3A$ [23] suggested that neither the BARW2 dynamics nor the Z_2 symmetry but simply the occurrence of two absorbing states can result in a PC class transition. This model was introduced first by [24] in the context of a renormalization group analysis of the corresponding bosonic field theory. The main idea was to interpolate between systems with real and imaginary noise. These studies predicted a non-DP class transition, but they could not tell to which universality class this transition really belongs.

A fermionic version of the AF process introduced in [23] is controlled by two parameters, namely the probability of pair annihilation p and the probability of particle diffusion d . The dynamical rules are

$$\begin{aligned} AA\emptyset, \emptyset AA &\rightarrow AAA && \text{with rate } (1-p)(1-d)/2 \\ AA &\rightarrow \emptyset\emptyset && \text{with rate } p(1-d) \\ A\emptyset &\leftrightarrow \emptyset A && \text{with rate } d. \end{aligned} \quad (1)$$

Carlson et al. suggested that the phase diagram can be separated into two regions. For low values of d (less than approximately 0.3), they found a continuous phase transition belonging to the PC universality class. For large values of d , however, a first order transition was reported. This claim is based on mean-field, pair mean-field and density matrix renormalization group method (DMRG) [25] calculations. An even more recent preliminary numerical study [26] found non-PC class like critical exponents and posed the question if there is a new type of non-equilibrium phase transition occurring here.

In this paper I report more detailed numerical results: Simulations and generalized mean-field (GMF) approximations with coherent anomaly (CAM) extrapolations that give numerical evidence of a rich phase diagram with two different kinds of new universality classes in the low d and high d regions.

For simulations a parallel update version of the AF process was used since the model can effectively be mapped on a massively parallel processor ring [27]. To avoid collisions by simultaneous updates the annihilation and exchange steps are done on two sub-lattices, while creation is performed on three sub-lattices. The critical point has been determined for $d = 0.05, 0.1, 0.2, 0.5, 0.9$ by following the decay of the particles from a uniform, random initial state. The local slopes curve of the density

$$\delta_{eff}(t) = \frac{-\ln[\rho(t)/\rho(t/m)]}{\ln(m)} \quad (2)$$

(where we use $m = 8$ usually) at the critical point goes to exponent δ by a straight line, while in sub(super)-critical cases it veers down(up) respectively. As Fig. 1 shows at $d = 0.2$ and $p = 0.24802$ this quantity scales without any

relevant corrections (i.e. the straight line is horizontal) and in the $1/t \rightarrow 0$ limit goes to $\delta = 0.268(2)$.

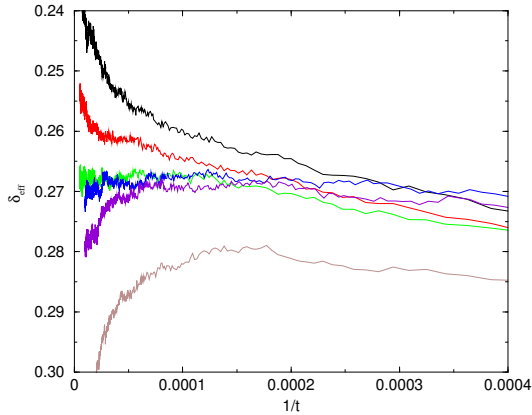


FIG. 1. Local slopes of the particle density decay in the parallel update model at $d = 0.2$. Different curves correspond to $p = 0.2481, 0.24807, 0.24805, 0.24802, 0.248, 0.24795$ (from bottom to top). The simulations were performed on a ring of size $L = 24000$ up to 4×10^5 MCS. Throughout the whole paper t is measured in units of Monte-Carlo sweeps.

Very similar results have been obtained for $d = 0.05$ and $d = 0.1$ showing that the exponent δ is close to the corresponding value of the PC class ($0.285(10)$ [11]), but significantly smaller.

For stronger diffusion rates $d = 0.5$ and $d = 0.9$ one can observe slower density decays with exponent $\delta = 0.215(10)$ (Fig. 2). Note that we checked, that changing the abscissa on the local slopes graphs from $1/t$ to $\ln(t)/t$ does not eliminate the differences between small and large d behaviors. This value of δ is in agreement with that of the coupled DP+annihilation random walk suggested by [28]. This model was proposed to explain the space-time behavior of the AF with the help of a multi-component model, where A particles (corresponding to pairs in AF) perform BARW process: $A \rightarrow 2A$, $A \rightarrow \emptyset$ and occasionally create B particles (corresponding to lonely particles in AF) who follow random walk + annihilation: $2B \rightarrow A$ (ARW). The space-time evolution picture of this model looks similar to that of AF (and very different from that of BARW2) but the numerical simulations predicted somewhat different exponents as those of the AF [23,26,29,30]. By approaching $d = 1$ corrections to scaling are getting stronger and this might lead to the conclusion of [23] that for $d > 0.3$ the transition is of first order. The present study can not confirm those predictions based on extrapolations to DMRG results of small system sizes ($L < 100$). The first order transition for $d > 0.3$ appears to be unlikely also because the mean-field approximation of the model exhibits continuous phase transition (with $\beta_{MF} = 1$) and that corresponds to the strong diffusion limit.

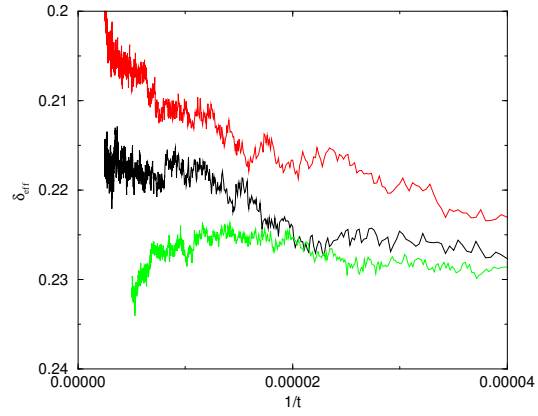


FIG. 2. The same as Fig. 1 at $d = 0.5$. Different curves correspond to $p = 0.2796, 0.27955, 0.2795$ (from bottom to top).

The differences from PC class and from first order transition can be seen even more clearly by direct measurements of the order parameter β exponent. By looking at the effective exponent defined as

$$\beta_{eff}(\epsilon_i) = \frac{\ln \rho(\epsilon_i) - \ln \rho(\epsilon_{i-1})}{\ln \epsilon_i - \ln \epsilon_{i-1}}, \quad (3)$$

on Fig. 3 one can observe two regions again: for $d < 0.3$ the β_{eff} tends to $0.58(2)$ as $\epsilon = (p_c - p) \rightarrow 0$, while for $d > 0.3$ it goes to $\sim 0.4(2)$. For small diffusion rates this value (0.58) is very different from that of the PC class ($0.94(1)$ [11,22]) and from that of DP class ($0.2765(1)$ [7]), but is in agreement with preliminary simulation results of [26] and [30]. For strong diffusion it coincides fairly well with the value $0.38(6)$ that was found for the coupled DP+ARW model [28].

The results for the order parameter exponent have been verified by generalized mean-field (GMF) approximations [31,32] with coherent anomaly extrapolation (CAM) [33]. This method has been proven to give precise estimates for the DP [34] and PC [4] classes. The details of the method are described in [22] and a forthcoming paper [35] will discuss the results and show estimates for other exponents as well.

For technical reasons a variant of the AF model was investigated where the creation is symmetric: $A\emptyset A \rightarrow AAA$. This does not change the essence since the $AA\emptyset/\emptyset AA \rightarrow AAA$ process can be decomposed into a $A\emptyset \rightarrow \emptyset A$ exchange and a symmetric creation. One can easily check that the mean field approximation and result of it is the same

$$\rho(\infty) = (1 - 3p)/(1 - p) \quad (4)$$

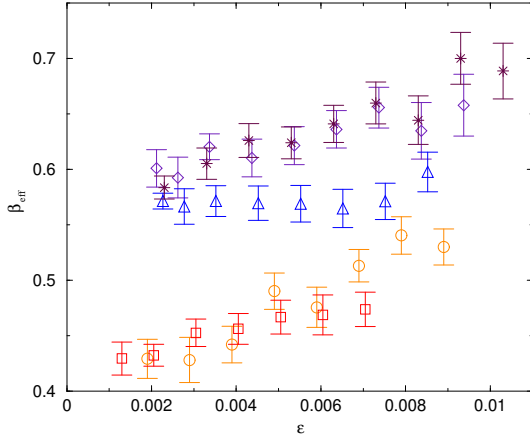


FIG. 3. Order parameter exponent results of the AF model for $d = 0.9$ (circles), $d = 0.5$ (squares), $d = 0.2$ (diamonds), $d = 0.1$ (triangles). $d = 0.05$ (stars). The simulations were performed on a ring of $L = 24000$ sites such that averaging was done following the steady state is reached for 1000 samples

Higher order approximations for $N = 2, 3, \dots, 7$ converge to the simulation results of this variant (Fig. 4) but the leading order singularity at critical point remains mean-field type. According to the CAM the amplitudes of these singularities ($a(N)$) scale in such a way

$$a(N) \propto (p_c(N) - p_c)^{\beta - \beta_{MF}} \quad (5)$$

that the exponent of true singular behavior can be obtained.

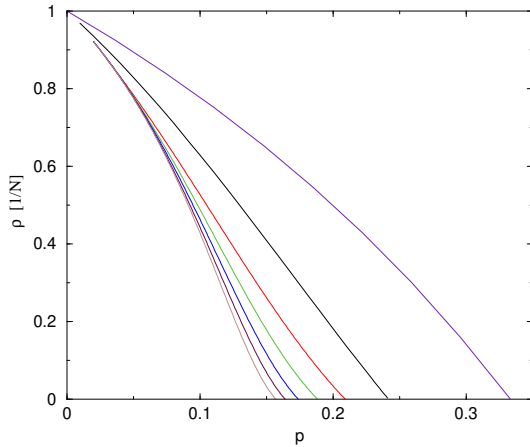


FIG. 4. GMF approximations of the particle density in the symmetrized AF model at $d = 0.5$ for $N = 1, 2, \dots, 7$ (from right to left curves).

Furthermore dynamical MC simulation of this variant gives the same critical decay behavior as the original AF model. The CAM extrapolation has been applied for

TABLE I. Summary of critical exponent results. Non-universal critical parameter p_c is not shown, because it depends on details of the variant.

d	0.05	0.1	0.2	0.5	0.9
β_{GMF}	-	0.58(6)	0.58(2)	0.42(4)	-
β	0.57(2)	0.58(1)	0.58(1)	0.4(2)	0.39(2)
δ	0.273(2)	0.275(4)	0.268(2)	0.21(1)	0.20(1)
η	-	-	0.15(1)	0.23(2)	0.48(1)
δt	-	-	0.004(2)	0.008(2)	0.04(1)

the highest levels approximations ($N = 4, 5, 6, 7$) and resulted in β values in agreement with those of simulations (see summarizing Table I).

Note, that the CAM extrapolation does not work for $d > 0.5$, because corrections to scaling is getting strong, and it is very difficult to find the steady state solutions of the GMF equations for $N > 7$.

Time dependent simulations from a single active seed for these models have been proven to be a very efficient method [36] since the slowly spreading clusters do not exceed the allowed system sizes hence do not feel finite size effects. Very precise estimates for the cluster "mass" exponent $N(t) \propto t^\eta$ and the cluster survival probability exponent $P(t) \propto t^{-\delta'}$ have been obtained in DP and PC classes (see references in [37]). However example in the case of systems with infinitely many absorbing states these exponents seem to depend on initial conditions [8,9]. A rigorous explanation is still missing. The simulation results for the cluster mass (Fig. 5) show strong dependence of η on d . For $d = 0.5$ and $d = 0.9$, where β and δ are roughly the same it changes from 0.23(2) to 0.48(1).

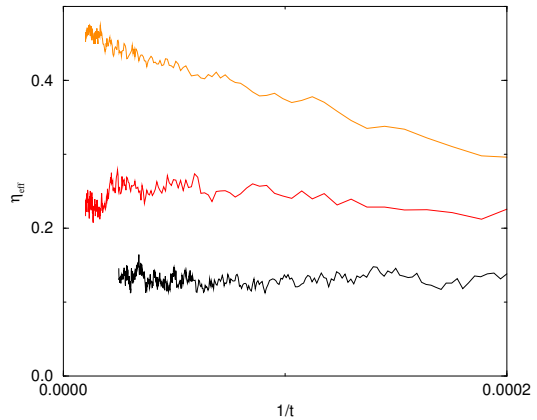


FIG. 5. Local slopes of the particle number in seed simulations in the parallel update model at $d = 0.2$, $d = 0.5$ and $d = 0.9$ (from bottom to top). The simulations were performed on a lattice of size $L = 24000$ up to 10^5 MCS.

The survival probability exponent δt shows smaller variations on d (see table I). Their values are close to zero,

expressing the fact that a single particle survives with finite probability.

These continuously changing exponents are in agreement with the preliminary observations of [26], however β and the δ seem to be constant in the region: $0.05 \leq d \leq 0.2$ and $0.5 \leq d \leq 0.9$, suggesting two different universality classes.

The non-universal behavior of the cluster exponents may not be so surprising since it was also observed in the $d = 0$ limit of the AF in the pair contact process [8,9].

In conclusion numerical simulations and analytical GMF+CAM calculations suggest two new universality classes in the AF model along the phase transition line. For small diffusion single particles cannot escape clusters where pair annihilation and creation dominates. For larger diffusions these single particles will wander among pair creation-annihilation clusters and the coupled BARW + ARW description of [28] will be valid. These new universal behaviors may sound uneasy following two decades when the DP hypothesis has been found to describe almost every continuous transition to absorbing state, but do not contradict to it at all. In the AF model the absorbing state is not singlet, there are two (non symmetric) absorbing states where the system can evolve with equal probabilities. One of them is not completely frozen, but a single particle diffuses in it. The results do not support the claims of [23] for a PC class transition without BARW2 process and Z_2 symmetry as well as the first order transition for large d . It is likely that the exponent ratios determined by [23] are close to those of the PC class accidentally. The cluster exponents (η, δ) behave non-universally like in the pair contact process, the $d = 0$ limit of the AF. Deeper understanding of this model that would reveal hidden symmetries responsible for the strange critical behavior of AF would be highly desirable.

Acknowledgements:

The author would like to thank E. Carlon, M. Henkel, H. Hinrichsen J. F. Mendes and P. Grassberger for helpful discussions. Support from Hungarian research fund OTKA (Nos. T-25286 and T-23552) and from Bólyai (No. BO/00142/99) is acknowledged. The simulations were performed on Aspex's System-V parallel processing system (www.aspex.co.uk).

-
- [1] R. Dickman and T. Tomé, Phys. Rev. A **44**, 4833 (1991);
 [2] G. Ódor, N. Boccara and G. Szabó, Phys. Rev. E **48**, 3168 (1993);

- [3] G. Ódor, and A. Szolnoki, Phys. Rev. E **53**, 2231 (1996);
 [4] N. Menyhárd and G. Ódor, J. Phys. A **28**, 4505 (1995).
 [5] K. Oerding, F. van Wijland, J.-P. Leroy and H. J. Hilhorst, cond-mat/9910351.
 [6] H. K. Janssen, Z. Phys. B **42**, 151 (1981).
 [7] P. Grassberger, Z. Phys. B **47**, 365 (1982).
 [8] I. Jensen and R. Dickman, Phys. Rev. E **48**, 1710 (1993); I. Jensen, Phys. Rev. Lett. **70**, 1465 (1993).
 [9] J. F. F. Mendes, R. Dickman, M. Henkel and M. C. Marques, J. Phys. A **27**, 3019 (1994).
 [10] H. Takayasu and A. Yu. Tretyakov, Phys. Rev. Lett. **68**, 3060, (1992).
 [11] I. Jensen, Phys.Rev.E **50**, 3623 (1994).
 [12] D. ben Avraham, F. Leyvraz and S. Redner, Phys. Rev. E **50**, 1843 (1994).
 [13] J. Cardy and U. Täuber, Phys. Rev. Lett. **77**, 4780 (1996)
 [14] P. Grassberger, F. Krause and T. von der Twer, J. Phys. A:Math.Gen., L105 **17** (1984).
 [15] N. Menyhárd, J.Phys.A:Math.Gen., **27**, 6139(1994)
 [16] H. M. Kim and H. Park, Phys. Rev. Lett. **73**, 2579, (1994).
 [17] H. Hinrichsen, Phys. Rev. E **55**, 219 (1997).
 [18] K. E. Bassler and D. A. Browne, Phys. Rev. Lett. **77**, 4094 (1996).
 [19] H. Park and H. Park, Physica A **221**, 97 (1995).
 [20] N. Menyhárd and G. Ódor, J.Phys.A:Math.Gen. **29**, 7739 (1996).
 [21] G. Ódor and N. Menyhárd Phys. Rev. E **57** (1998) 5168.
 [22] N. Menyhárd N. and G. Ódor, cond-mat/0001101.
 [23] E. Carlon, M. Henkel, and U. Schollwöck, Critical properties of the reaction-diffusion model $2A \rightarrow 3A$, $2A \rightarrow \emptyset$, preprint cond-mat/9912347.
 [24] M. J. Howard and U. C. Täuber, J. Phys. A **30**, 7721 (1997).
 [25] I. Peschel, X. Wang, M. Kaulke, and K. Hallberg, editors, *Density-Matrix Renormalization*, Berlin, 1999, Springer.
 [26] H. Hinrichsen, preprint cond-mat/0001177, Phys. Rev. E **61**, (May, 2000).
 [27] G. Ódor, A. Krikelis, G. Vesztegombi and F. Rohrbach: Proceedings of the 7-th Euromicro workshop on parallel and distributed processing, Funchal (Portugal) Feb. 3-5 1999, IEEE Computer society press, Los Alamitos, ed.: B. Werner; e-print: physics/9909054
 [28] H. Hinrichsen, Cyclically coupled spreading and pair annihilation, private communication.
 [29] P. Grassberger, private communication.
 [30] J. F. F. Mendes, private communication.
 [31] H.A. Gutowitz, J.D. Victor and B.W. Knight, Physica **28D**, (1987), 18
 [32] R. Dickman, Phys.Rev. A **38** (1988) 2588.
 [33] M. Suzuki, J. Phys. Soc. Jpn. **55**, 4205 (1986).
 [34] G. Ódor, Phys. Rev. E **51** (1995) 6261; G. Szabó and G. Ódor Phys.Rev. E **59** (1994) 2764.
 [35] G. Ódor in preparation.
 [36] P. Grassberger and A. de la Torre, Ann.Phys.(NY) **122** **122**, 373 (1979).
 [37] J. Marro and R. Dickman, *Nonequilibrium phase transitions in lattice models*, Cambridge University Press, Cambridge, 1999.