

Nonmonotonous Temperature Dependence of the Thermal Hall Angle in the Mixed State of a $\text{YBa}_2\text{Cu}_3\text{O}_{6.95}$ Single Crystal

R. Ocaña, A. Taldenkov[†], P. Esquinazi, and Y. Kopelevich*

Department of Superconductivity and Magnetism, Institut für Experimentelle Physik II, Universität Leipzig, Linnéstr. 5, D-04103 Leipzig, Germany

We have performed high-resolution measurements of the magnetic field ($0 \text{ T} \leq B \leq 9 \text{ T}$) and temperature ($10 \text{ K} \leq T < 140 \text{ K}$) dependence of the longitudinal and transverse Hall thermal conductivity of a twinned $\text{YBa}_2\text{Cu}_3\text{O}_{6.95}$ single crystal. We have used and compared two recently published methods to extract the thermal Hall angle $\theta_H(T, B)$. Our results indicate that the temperature dependence of $\cot(\theta_H)$ resembles that of the c -axis microwave conductivity showing a well defined minimum at $T_m \simeq 20 \text{ K}$.

A characteristic feature of the high- T_c superconductors (HTS) is the T^{-2} temperature dependence of the normal state Hall angle $\tan(\theta_H)$ which has been explained by Anderson within the framework of the Luttinger liquid theory [1]. Recently performed thermal Hall conductivity measurements on $\text{YBa}_2\text{Cu}_3\text{O}_x$ (Y123) single crystals at $T < T_c$ demonstrated indeed that such a behavior extends down to $\sim 50 \text{ K}$ [2,3]. The question is whether the T^{-2} dependence continues to arbitrarily low temperatures. There are at least two reasons to expect a deviation from this behavior at low temperatures. (1) Theory predicts a maximum in $\theta_H(T)$ at low enough temperatures due to a crossover from holon non-drag regime to localization [4]. (2) Electrical transport measurements performed on underdoped $\text{YBa}_2\text{Cu}_3\text{O}_{6.63}$ [5] and Zn-doped $\text{YBa}_2\text{Cu}_3\text{O}_{7-\delta}$ [6] crystals showed that the temperature dependence of the (electrical) Hall angle $\tan(\theta_H) \propto \tau_H/m_H$ (τ_H is the Hall scattering time and m_H the effective mass of the quasiparticles responsible for the Hall signal) has a maximum at the temperature at which the pseudogap opens. Experimental evidence accumulated over the last years suggests also that the opening of a pseudogap can take place below the superconducting transition temperature affecting the electronic properties of HTS [7,8], although its nature and its relationship to superconductivity are not yet well understood. Whereas the electrical Hall angle can hardly be measured at $T \ll T_c$, the thermal transport is suitable for the low temperature studies.

Below the superconducting critical temperature T_c and decreasing temperature, the in-plane longitudinal thermal conductivity κ_{xx} in HTS increases and shows a maximum between $0.3T_c < T < 0.9T_c$. This behavior is attributed nowadays mainly to the increase of the electronic contribution $\kappa_{xx}^{\text{el}}(T)$ due to the increase in the quasiparticle-quasiparticle relaxation time τ . It appears

that the increase in τ decreasing T overwhelms the decrease of the density of quasiparticles due to their condensation in the superconducting state. Pioneer work on the thermal conductivity of $\text{YBa}_2\text{Cu}_3\text{O}_7$ (Y123) crystals [9] as well as thermal Hall effect measurements [10,11,2,3] provide strong evidence for this interpretation. Regarding the differences between the Hall $\tau_H(T, B)$ and diagonal $\tau(T, B)$ relaxation times we note that whereas τ shows a monotonous enhancement decreasing T below T_c , τ_H/m_H appears to be unaffected by the superconducting transition [2,3]. Qualitatively different behaviors have been also recognized between the Hall and diagonal relaxation times determined by electrical measurements [12,13].

The difficulty to describe the behavior of the thermal conductivity and to obtain from the experimental data the temperature and field dependence of the Hall angle resides mainly in the method to separate the electronic contribution κ_{xx}^{el} from the measured total thermal conductivity. This is due to the relatively large phonon contribution to the thermal transport in HTS. Basically two methods for this separation have been treated in the literature. One method is based on a phenomenological description of the field dependence of $\kappa_{xx}(T, B)$, introduced first by Vinen et al. [14] and used in Refs. [15,16,3] to estimate $\kappa_{xx}^{\text{el}}(T)$. The other, apparently more elegant method presented by Zeini et al. [2], is based on simultaneous measurements of the longitudinal and transverse thermal conductivity and the assumption of a field independent Hall relaxation time. We note that the experimental error of the published data of the Hall angle leaves its true temperature and field dependence, in particular below $T_c/2$, not well defined. In this work we obtain the temperature dependence of $\theta_H(T, B)$ down to $\sim 10 \text{ K}$ using high-resolution experimental data of κ_{xx} and κ_{xy} and the two recently proposed separation methods.

For the measurements we have used a twinned $\text{YBa}_2\text{Cu}_3\text{O}_{6.95}$ single crystal with dimensions (length \times width \times thickness) $0.83 \times 0.6 \times 0.045 \text{ mm}^3$ and $T_c = 93.4 \text{ K}$. The use of a twinned crystal, with twinning planes parallel and perpendicular to the heat current, allows us to apply both separation methods described below, as well as to rule out the influence of orthorhombicity on the heat transport properties we measured. The temperature and field dependence of κ_{xx} for this crystal has been recently measured below and above T_c with a relative accuracy of 10^{-4} [17]. The transverse thermal conductivity has been determined using the relation $\kappa_{xy} = \kappa_{xx}\Delta_y T/\Delta_x T$, where $\Delta_x T$ is the applied thermal

gradient in x direction and $\Delta_y T$ is perpendicular to it when a magnetic field is applied in the z or $-z$ direction (parallel to the c -axis of the crystal). Because of twinning we have assumed that $\kappa_{xx} = \kappa_{yy}$. The temperature gradients were measured with a previously field- and temperature-calibrated type E thermocouples [18]. Their voltages were measured with a dc picovoltmeter which allowed a resolution of $\sim 30 \mu\text{K}$ at 100 K ($\sim 60 \mu\text{K}$ at 10 K). The short time (2 h) temperature stability of the sample holder was $50 \mu\text{K}$, for more details see Refs. [17,18].

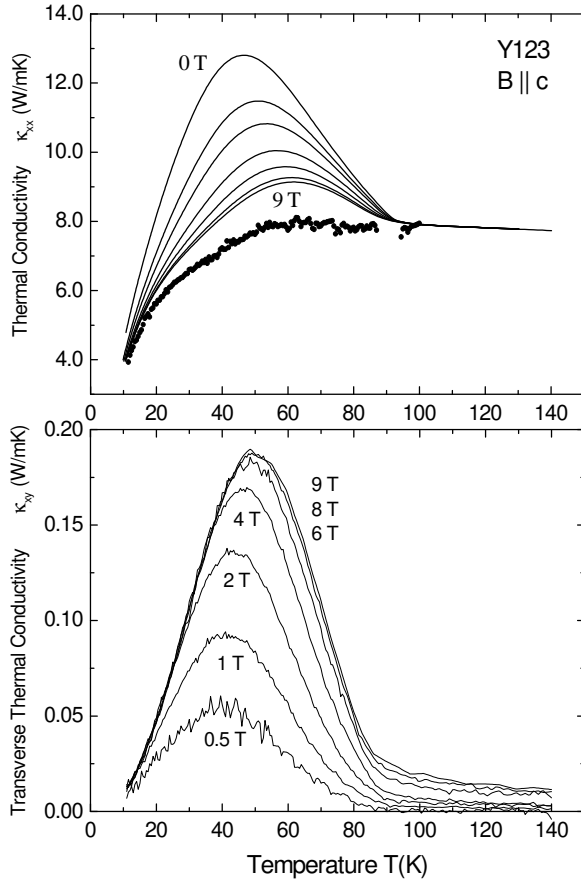


FIG. 1. Longitudinal (upper figure) and transverse (lower figure) thermal conductivity as a function of temperature at constant applied fields. The curves in the upper figure (from top to bottom) were obtained at $B = 0, 1, 2, 4, 6, 8, 9$ T. The close symbols represent the phonon or rest contribution to the total thermal conductivity.

In all the temperature range ($10 \text{ K} \leq T \leq 140 \text{ K}$) we have applied relatively small temperature gradients along the sample, typically $\Delta_x T \leq 300 \text{ mK}$, in order to diminish smearing effects in the T -dependence of the measured properties. $\Delta_y(T, B)$ was determined from the difference $[\Delta_y(T, B) - \Delta_y(T, -B)]/2$ to eliminate offset contribu-

tions. The thermal Hall effect was measured as a function of temperature at constant B and $-B$ in the field-cooled state of the sample. We have checked the results measuring also the field dependence of κ_{xy} at constant selected temperatures. Very good agreement between both methods was obtained.

Figure 1 shows the longitudinal κ_{xx} and transverse κ_{xy} thermal conductivity as a function of temperature at different constant applied fields. The overall T -dependence as well as the absolute value of those properties agree well with published results [11,2]. From these data we may obtain τ_H/m_H if the electronic contribution $\kappa_{xx}^{\text{el}}(T)$ is known since according to the usual definition

$$\frac{\tan(\theta_H)}{B} = \frac{e\tau_H}{m_H} = \frac{\kappa_{xy}}{B\kappa_{xx}^{\text{el}}}. \quad (1)$$

As in [2], our data also show that, in good approximation, $\partial(\kappa_{xy}/B)/\partial B \propto \partial\kappa_{xx}/\partial B$ in the whole measured temperature range. This fact was used by Zeini et al. [2] to estimate the Hall relaxation time assuming that κ_{xy} and κ_{xx}^{el} have a similar field dependence, neglecting a possible field dependence in τ_H/m_H or in the rest contribution to the thermal conductivity. Following [2], for a pair of values of field (B_i, B_j) with $B_i \neq B_j$ we can write

$$\frac{\kappa_{xy}(B_i)}{B_i} - \frac{\kappa_{xy}(B_j)}{B_j} = \frac{\tan(\theta_H)}{B} (\kappa_{xx}(B_i) - \kappa_{xx}(B_j)). \quad (2)$$

In Fig. 2(a) we show $\tan(\theta_H)/B$ obtained using (2) for two pairs of fields and also from a linear regression taking the data at all fields. The results in Fig. 2(a) indicate that τ_H/m_H clearly deviates from a T^{-2} below $T \sim 50 \text{ K}$ and shows a maximum at $T_m \simeq 20 \text{ K}$.

The results in Fig. 2(a) also indicate that $\tan(\theta)/B$ depends slightly on the pairs of fields used to compute it and decreases the larger the field of the chosen pair. It appears that the values obtained from the linear regression would provide $\tan(\theta_H)/B$ at $B \rightarrow 0 \text{ T}$. The Zeini et al. approach is based on the assumption of a field independent τ_H/m_H or, in other words, a strictly linear field dependence for $\tan(\theta_H)$. Deviation from this assumption can be proved using the second separation method [15,3] to obtain κ_{xx}^{el} from the experimental data.

As it was shown recently [17], in agreement with Ref. [3], the field dependence (for $B||c$ -axis) of κ_{xx} at all temperatures below T_c can be very well fitted assuming

$$\kappa_{xx}(T, B) = \kappa_{xx}^{\text{ph}}(T) + \frac{\kappa_{xx}^{\text{el}}(T)}{1 + \beta_e(T)B}, \quad (3)$$

where $\beta_e(T)$ is proportional to the zero-field electronic mean-free-path (or the longitudinal relaxation time) of the quasiparticles [10,15].

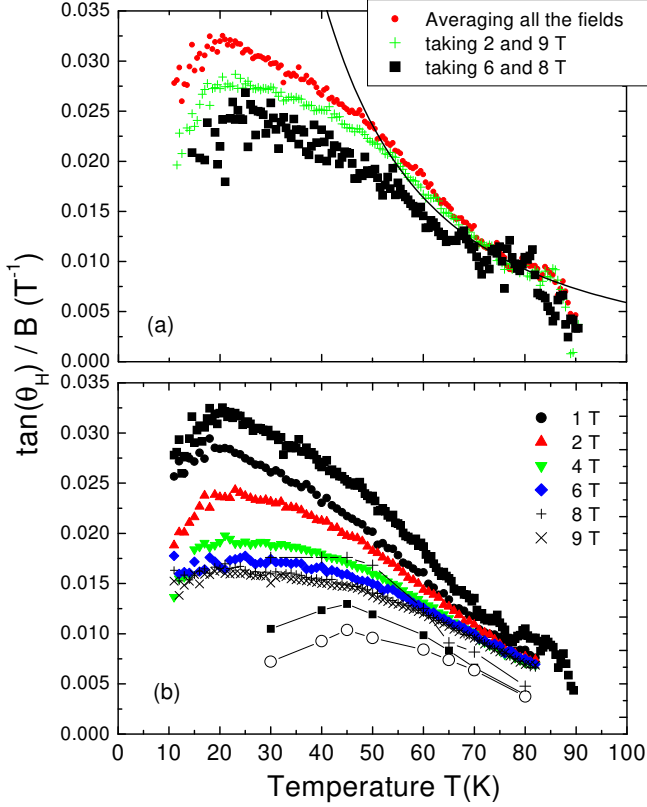


FIG. 2. (a) The ratio $\tan(\theta_H)/B = e\tau_H/m_H$ (θ_H is the Hall angle, e the electron charge, and m_H the mass of the particles responsible for the Hall effect) as a function of temperature obtained assuming a field independent τ_H within the approach of Ref. [2], see Eq. (2). The three curves are obtained averaging the pairs at all measured magnetic fields (\bullet), taking only the values at 2 T and 9 T (+), and at 6 T and 8 T (\square). The continuous line has a T^{-2} dependence. (b) The same as (a) at different applied fields calculated using κ_{xx}^{el} obtained by fitting the field dependence of the longitudinal thermal conductivity. The three curves with points connected by straight lines are taken from Ref. [3] at $B = 2$ T (+), 6 T (\blacksquare) and 10 T (\circ).

Fitting the field dependence of $\kappa_{xx}(B)$ at different constant temperatures we can separate the electronic contribution and calculate $\tan(\theta_H)/B$ as a function of temperature at different applied fields. These results are shown in Fig. 2(b). At low fields, the temperature dependence of $\tan(\theta_H)/B$ resembles that obtained with the other separation method, specially the maximum at ~ 20 K, compare Figs. 2(a) and (b). This is the central result of the present work. We see also clearly that $\tan(\theta_H)/B$ decreases with field in the whole temperature range below T_c . Note that at high enough fields the maximum at $T \simeq 20$ K vanishes. Our data agree reasonably well with

those we get using the data from Ref. [3], see Fig. 2(b).

It appears that the results obtained using the Zeini et al. approach [2] are similar to those obtained with the Krishana et al. approach [3] for $B \rightarrow 0$ T. The field dependence of $\kappa_{xy}(B)$ is given in good approximation by the function $B/(1 + \beta_H B)^2$ where $\beta_H(T)$ is a temperature dependent constant analogous to $\beta_e(T)$, see Eq. (3). Because $\tau_H/m_H \propto \kappa_{xy}/(B\kappa_{xx}^{el})$ and, in principle, $\beta_e(T) \neq \beta_H(T)$, the field dependence of τ_H/m_H can be neglected in the limit $B \rightarrow 0$ T. It seems therefore reasonable that in good approximation both approaches provide similar results for the ratio $\tan(\theta_H)/B$ at $B \rightarrow 0$ T.

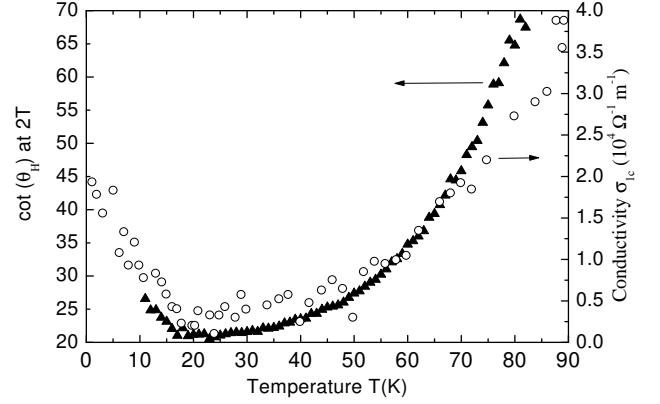


FIG. 3. Temperature dependence of $\cot(\theta_H) \propto m_H/\tau_H$ obtained at $B = 2$ T (\blacktriangle) and the c -axis microwave conductivity (\circ , right axis) taken from Ref. [19].

Figure 3 shows the temperature dependence of $\cot(\theta_H)$ obtained from the data in Fig. 2(b) at $B = 2$ T. We note that $\cot(\theta_H)$ deviates at $T \sim 50$ K from the T^2 dependence observed at higher temperatures [2,3] showing a minimum at $T_m \simeq 20$ K. We note further that the measured temperature dependence of $\cot(\theta_H)$ shows a striking similarity with that one measured for the c -axis microwave conductivity obtained at 22 GHz in a Y123 crystal with similar T_c [19], see Fig. 3. From [3] we found $T_m \sim 45$ K (see Fig. 2) suggesting that T_m varies from crystal to crystal. Also, the minimum in $\sigma_{1c}(T)$ can be shifted from ~ 20 K to ~ 40 K depending on the crystal [19].

Because the c -axis conductivity decreases with temperature at $T < T_m$ (see Fig. 3), it seems reasonable to conclude that the accompanied anomaly in $\theta_H(T)$ is not related to the crossover from holon non-drag to a localization regime [4]. On the other hand and taking into account the electrical Hall angle measurements [5,6] in which the minimum in $\cot(\theta_H)$ has been identified with the opening of the pseudogap, we may speculate that this opening occurs at T_m . Supporting such a scenario, the opening of a charge density wave gap at $T < 35$ K has recently been reported for Y123 crystal with $T_c \simeq 90$ K [20].

The observed behavior of the c -axis conductivity, in particular the minimum at ~ 20 K is not yet understood. Experimental results indicate that below T_c the c -axis conductivity shows a clearly different behavior as the ab -plane conductivity, an experimental fact used as evidence for incoherent transport between CuO_2 planes [19]. There is also evidence that the quasiparticle transport in the c -axis direction is not influenced by that in the ab -plane, a fact that resembles the different T -dependences obtained for the diagonal and Hall relaxation times. The correlation between Hall angle and c -axis conductivity shown in the present work would suggest that the pseudogap influences the c -axis conductivity as well.

In summary, we have measured the longitudinal and transverse thermal conductivity of a Y123 crystal as a function of temperature at different applied fields. We have used two different approaches to derive the temperature dependence of the Hall angle. Independently of the chosen approach, we observe that $\cot(\theta_H)$ deviates from a T^2 dependence at $T \sim 50$ K, reaching a minimum at $T \sim 20$ K. The observed anomalous T -dependence of $\cot(\theta_H)$ resembles that of the c -axis conductivity. Based on the proved sensitivity of the Hall angle to the pseudogap [5,6] we discussed this behavior in terms of the opening of the pseudogap at temperatures much below T_c . Irrespective of this possibility, any theory for the quasiparticle transport in the mixed state of HTS should take into account the here found anomalous behavior of the Hall angle.

ACKNOWLEDGMENTS

We are specially grateful to B. Zeini, W. Hardy, A. G. Gaicochea, J. Kirtley, K. Maki and A. Freimuth for informative discussions. This work is supported by the Deutsche Forschungsgemeinschaft under DFG Es 86/4-2.

- [7] See, for example, the recently published review by J. L. Tallon et al., *phys. stat. sol. (b)* **215**, 531 (1999).
- [8] B. Batlogg and V. J. Emery, *Nature* **382**, 20 (1996).
- [9] R. C. Yu, M. B. Salamon, J. P. Lu, and W. C. Lee, *Phys. Rev. Lett.* **69**, 1431 (1992).
- [10] K. Krishana, J. M. Harris, and N. P. Ong, *Phys. Rev. Lett.* **75**, 3529 (1995).
- [11] J. Harris, K. Krishana, N. Ong, R. Gagnon, and L. Taillefer, *J. Low Temp. Phys.* **105**, 877 (1996).
- [12] J. R. Cooper and J. W. Loram, *J. Phys. I(France)* **6**, 2237 (1996).
- [13] B. Stojkovic and D. Pines, *Phys. Rev. B* **55**, 8576 (1997).
- [14] W. Vinen, E. Forgan, C. Cough, and M. Hood, *Physica* **55**, 94 (1971).
- [15] Yu. Pogorelov, M. Arranz, R. Villar, and S. Vieira, *Phys. Rev. B* **51**, 15474 (1995).
- [16] F. Yu, V. Kopylov, M. Salamon, N. Kolesnikov, M. Hubbard, H. Duan, and A. Hermann, *Physica C* **267**, 308 (1996).
- [17] A. Taldenkov, P. Esquinazi, and K. Leicht, *J. Low Temp. Phys* **115**, 15 (1999).
- [18] A. Inyushkin, K. Leicht, and P. Esquinazi, *Cryogenics* **38**, 299 (1998).
- [19] A. Hosseini, S. Kamal, D. Bonn, R. Liang, and W. Hardy, *Phys. Rev. Lett.* **81**, 1298 (1998).
- [20] S. Krämer and M. Mehring, *Phys. Rev. Lett.* **83**, 396 (1999).

[†] Present address: Institute of Molecular Physics, Russian Reserach Centre "Kurchatov Institute", 123182 Moscow, Russia.

* On leave from Instituto de Fisica, Unicamp, 13083-970 Campinas, Sao Paulo, Brasil.

- [1] P. W. Anderson, *Phys. Rev. Lett.* **67**, 2092 (1991)
- [2] B. Zeini et al., *Phys. Rev. Lett.* **82**, 2175 (1999).
- [3] K. Krishana et al., *Phys. Rev. Lett.* **82**, 5108 (1999).
- [4] P. W. Anderson, T. V. Ramakrishnan, S. Strong, and D. G. Clarke, *Phys. Rev. Lett.* **77**, 4241 (1996).
- [5] Z. Xu, Y. Zhang, and N. P. Ong, *cond-mat/9903123* (to be published).
- [6] Y. Abe, K. Segawa, and Y. Ando, *Phys. Rev. B* **60**, 15055 (1999).