

Quantum-Mechanical Non-Perturbative Response, and the Limitations of Linear Response Theory

Doron Cohen¹ and Tsampikos Kottos²

¹ Department of Physics, Harvard University, Cambridge, MA 02138

² Max-Planck-Institut für Strömungsforschung, 37073 Göttingen, Germany

(December 1999)

Consider a time-dependent Hamiltonian $\mathcal{H}(Q, P; x(t))$ with periodic driving $x(t) = A \sin(\Omega t)$. It is assumed that the classical dynamics is chaotic, and that its power-spectrum extends over some frequency range $|\omega| < \omega_{cl}$. Both classical and quantum-mechanical (QM) linear response theory (LRT) predict a relatively large response for $\Omega < \omega_{cl}$, and a relatively small response otherwise, independently of the driving amplitude A . We define a non-perturbative regime in the (Ω, A) space, where LRT fails, and demonstrate this failure numerically. For $A > A_{prt}$, where $A_{prt} \propto \hbar$, the system may have a relatively strong response for $\Omega > \omega_{cl}$, and the shape of the response function becomes A dependent.

The *wall formula* for the calculation of friction in nuclear physics [1], and the *Drude formula* for the calculation of conductivity in mesoscopic physics, are just two special results of a much more general formulation of ‘dissipation theory’. See Fig.1 for illustrations of the associated model systems. The general formulation of the ‘dissipation’ problem is as follows: Assume a time-dependent chaotic Hamiltonian $\mathcal{H}(Q, P; x(t))$ with $x(t) = Vt$. Ohmic dissipation means $d\langle \mathcal{H} \rangle / dt = \mu V^2$, where μ is defined as the dissipation coefficient. Ohmic dissipation, with an associated Fluctuation-Dissipation relation for the calculation of μ , can be established within the framework of classical mechanics [2,3] using general classical considerations [4]. The classical formulation of the dissipation problem [5] can be regarded as a systematic scheme that justifies the use of the so-called classical ‘linear response theory’ (LRT). The precise conditions for the applicability of the classical LRT result are further discussed in [6], and in the following we assume that these (classical) conditions are satisfied.

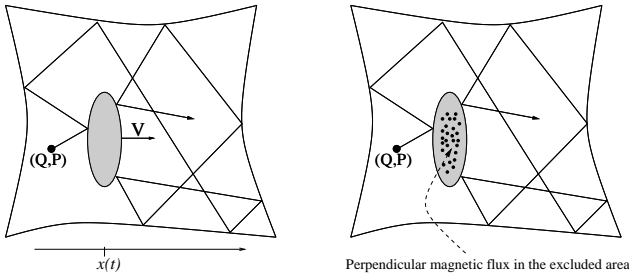


Fig.1. Two examples where the general theory of dissipation can be applied. In the left illustration the parameter x is the position of a wall element, and (Q, P) is a gas particle. In the right illustration the parameter x is the magnetic flux via a mesoscopic ring, and (Q, P) is a charged particle. In both cases it is assumed that the (Q, P) degrees-of-freedom are chaotic. For $x = \text{const}$ the energy is constant of the motion. For non-zero $V \equiv \dot{x}$ the energy distribution evolves, and the *average* energy increases with time. This effect is known as *dissipation*. Note that in the mesoscopic example V is the electro-motive-force. Ohmic dissipation means that

the rate of energy growth is proportional to V^2 . The dissipation coefficient is denoted by μ . When calculated for the left illustration (leading to the ‘wall formula’) it is also known as the ‘friction coefficient’. When calculated for the right illustration (leading to a variation of the ‘Drude formula’) it is known as the conductivity.

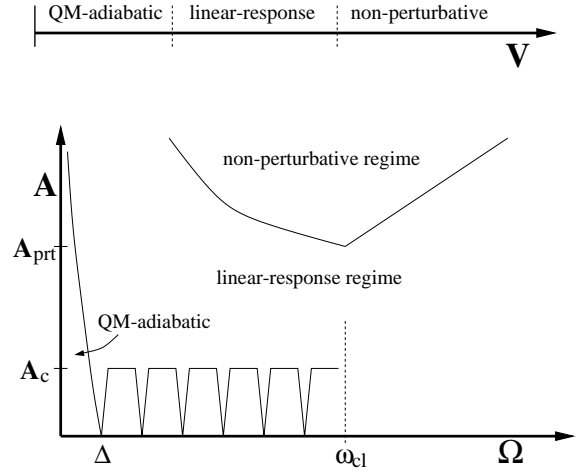


Fig.2. Upper diagram: The various V regimes in the theory of quantum dissipation for linear driving $x(t) = Vt$. Lower diagram: The various (Ω, A) regimes for periodic driving $x(t) = A \sin(\Omega t)$. The QM-adiabatic regime (including the regime $A < A_c$, but excluding the narrow stripes of resonances) is defined by having *vanishing* first-order probability to go to other levels. See the text for further explanations and definitions of A_c and A_{prt} .

We are interested in the *quantum mechanical* (QM) theory of dissipation, and in particular we would like to explore the limits of the QM LRT[†]. As a matter of terminology, it should be noted that the QM LRT, also known as Kubo-Greenwood formalism, is completely equivalent [6] to the well known Fermi golden rule (FGR) picture. The main observation of [9,6,5] is that in the theory of *quantum* dissipation there are *three* distinct V regimes: (1) The QM-adiabatic regime[†]; (2) The LRT/Kubo/FGR regime; (3) The non-perturbative

regime. See Fig.2. Furthermore, the regime where the classical approximation applies is well-contained in the non-perturbative regime. However, Ref. [9,6] does not suggest any specific example where the LRT result actually fails. It is the main purpose of this Letter to provide

such an example (see Fig.3). An associated aim of this Letter is to extend the theoretical considerations of [9] to the case of periodic driving $x(t) = A \sin(\Omega t)$. The case of linear driving $x(t) = Vt$ can be regarded as a special limit where $V = A\Omega$ is kept constant while $\Omega \rightarrow 0$.

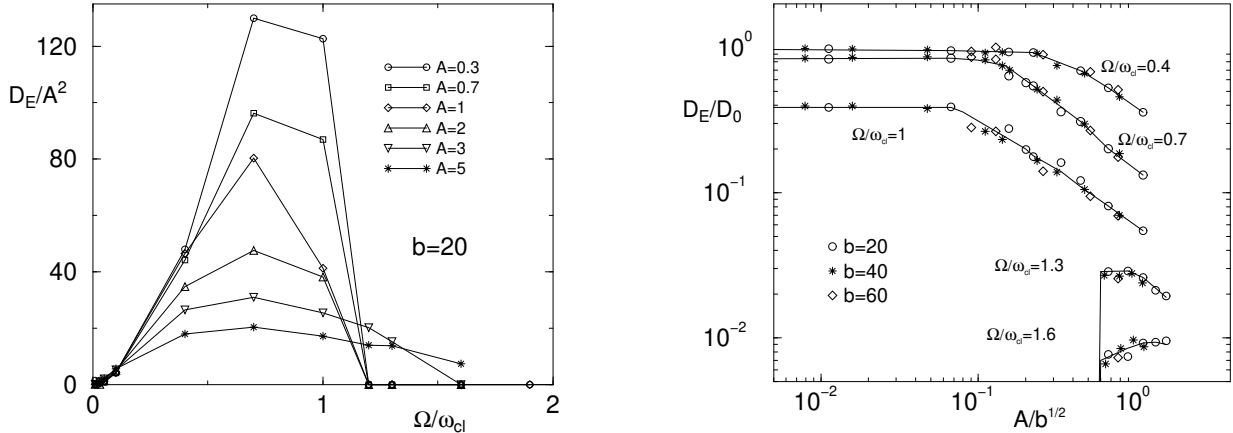


Fig.3. The response of a quantum mechanical system is displayed as a function of A and Ω . The evolution is determined by the WBRM model Eq.(6). The units of energy and time and amplitude are chosen such that $\Delta = 0.5$ and $\hbar = 1$ and $\sigma = 1$ respectively. **Left:** Plots of D_E/A^2 versus Ω/ω_{cl} for few values of A . For small ω the plots coincide as expected from Kubo Eq.(1). As A becomes larger the deviations from Kubo become more pronounced, and we get response also for $\Omega > \omega_{cl}$. **Right:** Plots of D_E/D_0 versus A/\sqrt{b} for few values of Ω/ω_{cl} . Here $D_0 \equiv \frac{1}{4}\nu(A\Omega)^2 = (\pi/2)(\hbar/\Delta)(\sigma A\Omega)^2$. The purpose of the horizontal scaling is to demonstrate that A_{prt} rather than A_c is responsible for the deviation from Kubo. Each ‘point’ in the above plots is determined by a simulation that involves typically 35 realizations of the evolution until we start to see saturation due to dynamical localization effect. The typical time step is $dt = 10^{-4}$. In each step we verify that the normalization is preserved to an accuracy of 0.01%. In order to eliminate finite size effects we have used a self-expanding algorithm. Namely, additional $10b$ sites are added to each edge whenever the probability in the edge sites exceeds 10^{-15} . The diffusion coefficient is determined from the fitting $\delta E(t)^2 = \text{const} \times t^\beta$. For sub-diffusive behavior ($\beta < 0.86$) we set $D_E = 0$. The preparation of each ‘point’ in the above plots requires ~ 4 CPU days on Alpha XP1000 machine.

Given $\mathcal{H}(Q, P; x)$ with $x = \text{const}$, we can define a fluctuating quantity $\mathcal{F}(t) = -\partial\mathcal{H}/\partial x$. The autocorrelation function of $\mathcal{F}(t)$ will be denoted by $C(\tau)$. The power spectrum $\tilde{C}(\omega)$ is defined as its Fourier transform. The intensity of fluctuations is defined as $\nu = \tilde{C}(0)$, and it is convenient to define the correlation time as $\tau_{cl} = \tilde{C}(0)/C(0)$. We assume for simplicity of presentation that the single time scale τ_{cl} completely characterizes the chaotic dynamics of the system: The power spectrum of the chaotic motion is assumed to be continuous, and it is non-vanishing up to the cutoff frequency $\omega_{cl} = 2\pi/\tau_{cl}$. We assume that $\tilde{C}(\omega)$ is vanishingly small for $\omega > \omega_{cl}$.

Consider the time dependent case $x(t) = A \sin(\Omega t)$. Classical LRT can be applied in order to establish stochastic energy spreading with diffusion coefficient

$$D_E = \frac{1}{2}\nu \times \frac{1}{2}(A\Omega)^2 \quad \text{for } \Omega < \omega_{cl} \quad (1)$$

The diffusion is vanishingly small for $\Omega > \omega_{cl}$. For linear driving one should make the identification $\frac{1}{2}(A\Omega)^2 \equiv V^2$. The diffusion coefficient $D_E = \frac{1}{2}\nu V^2$ determines the dissipation rate μV^2 , and the well known fluctuation-dissipation relation between ν and μ follows. See [6] for

detailed explanations and further references.

The most transparent formulation of the quantal LRT is obtained by using FGR picture. The energy levels of the systems are E_n . They are characterized by the mean level spacing Δ . The Heisenberg time is $t_H = 2\pi\hbar/\Delta$. The transitions between levels are determined by the coupling matrix elements $(\partial\mathcal{H}/\partial x)_{nm}$. It is well known [10] that for reasonably small \hbar this matrix is a banded matrix. The bandwidth is $\Delta_b = 2\pi\hbar/\tau_{cl}$, and the variance of the in-band elements is $\sigma^2 = \nu/t_H$. It is common to define the QM system using the four parameters $(\Delta, b, \sigma, \hbar)$ where $b = \Delta_b/\Delta$. It is also useful to regard the semiclassical relations $\tau_{cl} = 2\pi\hbar/(b\Delta)$ and $\nu = (2\pi\hbar/\Delta)\sigma^2$ as definitions, whenever the classical limit is not explicitly specified [as in Random Matrix Theory (RMT) models]. The FGR picture implies strong response if and only if $\hbar\Omega < \Delta_b$, leading to $\Omega < \omega_{cl}$ as in the classical case. Using the FGR picture it is straightforward to recover Eq.(1). This equation with the substitution $\nu = (2\pi\hbar/\Delta)\sigma^2$ is commonly known as the Kubo-Greenwood formula [3,7].

Thus, both the classical LRT and the quantal FGR

picture predict a vanishingly small response for $\Omega > \omega_{\text{cl}}$. Assuming that FGR picture applies, this result should be valid for *any* driving amplitude A . Below (and see Fig.3) we give a numerical example for the failure of this prediction. This failure is an indication for the manifestation of non-perturbative effect [9]. We shall argue that in order to witness a quantal non-perturbative response the driving amplitude should be large enough.

A necessary condition for the applicability of classical LRT is $V\tau_{\text{cl}} \ll \delta x_{\text{c}}^{\text{cl}}$. Here $\delta x_{\text{c}}^{\text{cl}}$ is the parametric change that leads to the breakdown of the (classical) linear analysis [6]. Upon quantization there are two other parametric scales that become important [6], namely $\delta x_{\text{c}}^{\text{qm}}$ and δx_{prt} . For obvious reasons we are going to use for them the notations A_{c} and A_{prt} respectively. $\delta x = A_{\text{c}}$ is the parametric change which is required in order to mix neighboring levels. Namely:

$$A_{\text{c}} = \frac{\Delta}{\sigma} \propto \hbar^{(1+d)/2} \quad (2)$$

Similarly defined $\delta x = A_{\text{prt}}$ is the parametric change required in order to mix all the levels within the band:

$$A_{\text{prt}} = \sqrt{b} \frac{\Delta}{\sigma} = \frac{2\pi\hbar}{\sqrt{\nu\tau_{\text{cl}}}} \quad (3)$$

Below we find the conditions for the applicability of QM LRT. We shall see that the above parametric scales, of time-independent first-order perturbation theory, manifest themselves also in the time-dependent analysis.

First order perturbation theory (FOPT) gives the following result for the probability to make a transition from an initial level m to some other level n ,

$$P_t(n|m) = \left| \frac{1}{\hbar} \left(\frac{\partial \mathcal{H}}{\partial x} \right)_{nm} \int_0^t x(t') \exp \left(i \frac{(E_n - E_m)t'}{\hbar} \right) dt' \right|^2$$

Now we can define the total transition probability $p(t) = \sum_n' P_t(n|m)$ where the prime imply omission of the $n = m$ term. In the regime $\Omega < \omega_{\text{cl}}$ one obtains

$$p(t) = \frac{1}{\hbar^2} \nu A^2 \times \begin{cases} (\Omega^2/\tau_{\text{cl}})^{\frac{1}{4}} t^4 & \text{for } 0 < t \ll \tau_{\text{cl}} \\ \Omega^2 \frac{1}{3} t^3 & \text{for } \tau_{\text{cl}} \ll t \ll 1/\Omega \\ \frac{1}{2} t & \text{for } 1/\Omega \ll t \ll t_{\text{H}} \end{cases}$$

while in the regime $\Omega > \omega_{\text{cl}}$ one obtains

$$p(t) = \frac{1}{\hbar^2} \frac{\nu}{\tau_{\text{cl}}} \frac{A^2}{\Omega^2} \times \begin{cases} (1 - \cos(\Omega t))^2 & \text{for } 0 < t \ll \tau_{\text{cl}} \\ 3/2 & \text{for } \tau_{\text{cl}} \ll t \ll t_{\text{H}} \end{cases}$$

In both cases for $t > t_{\text{H}}$ we have recurrences, and therefore $p(t) \leq p(t_{\text{H}})$. One should be more careful near resonances: There t_{H} should be replaced by $2\pi\hbar/\delta$, where δ is the detuning.

The necessary condition for applicability of FOPT at time t is that $p(t') \ll 1$ for any $t' < t$, which can be written as $p([0, t]) \ll 1$. In order to establish stochastic

energy spreading it is simplest to use the FGR picture. The necessary condition for the applicability of FGR picture is $p([0, \tau_{\text{cl}}]) \ll 1$. This is the FGR condition [6] which guarantees the separation of time scales $\tau_{\text{cl}} \ll \tau_{\text{prt}}$. The FOPT brektime τ_{prt} is defined as the maximal t for which $p([0, t]) < 1$. Now we can define a *non-perturbative regime* by the requirement $p([0, \tau_{\text{cl}}]) > 1$. It is straightforward to observe that the non-perturbative regime is contained in the region $A > A_{\text{prt}}$ where

$$\left(\frac{A_{\text{prt}}}{A} \right) \omega_{\text{cl}} < \Omega < \left(\frac{A}{A_{\text{prt}}} \right) \omega_{\text{cl}} \quad (4)$$

The location of the non-perturbative regime is illustrated in Fig.2. For completeness of presentation we have also indicated the subregion in $\Omega < \omega_{\text{cl}}$ where we have first-order response equal to zero. The condition is $p([0, \infty]) \ll 1$ or equivalently $p(t_{\text{H}}) \ll 1$. This region contains the QM adiabatic regime[†], including the region $A < A_{\text{c}}$, but excluding the narrow stripes of resonances.

We have defined the location of the non-perturbative regime, but we did not yet give a suggestion how Eq.(1) should be modified. Using RMT assumptions with regard to $(\partial \mathcal{H}/\partial x)_{nm}$, and inspired by related studies of wavepacket dynamics [13], we expect

$$D_{\text{E}} = (C/v_{\text{PR}}^{\alpha}) \times D_0 \quad (5)$$

Where $D_0 = \frac{1}{4}\nu(A\Omega)^2$, and $v_{\text{PR}} = (A\Omega)/(A_{\text{prt}}\omega_{\text{cl}})$, and $\alpha = 1/2$ and C is a numerical constant. A detailed derivation of (5) will be presented in the future.

We wanted to give a numerical example that demonstrate the non-perturbative response effect. Evidently, the simplest is to consider a time-dependent version of Wigner's banded random matrix (WBRM) model[‡],

$$\mathcal{H} = \mathbf{E}_0 + x(t) \mathbf{B} \quad (6)$$

where \mathbf{E}_0 is an ordered diagonal matrix, and \mathbf{B} is a banded matrix. This model [11,12] is characterized by the parameters $(\Delta, b, \sigma, \hbar)$ which we have defined previously. For the numerical experiment we have assumed rectangular band profile such that all the elements $0 < |n - m| \leq b$ are taken from the *same* distribution, and outside the band all the elements are identically zero. The results of the simulations are summarized in Fig.3.

It should be realize that WBRM model Eq.(6) has a big disadvantage. Namely, unlike the physical examples of Fig.1, the statistical properties of the model are not invariant for $x(t) \mapsto x(t) + \text{const}$. It seems that the only way to make a RMT model x -invariant, is to keep it 'perturbative' in nature[‡]. The lack of x -invariance implies that the validity of the above analysis is restricted, and theoretical considerations suggest a crossover behavior $D_{\text{E}} \propto A^{2-\alpha}$ with α changing gradually from 1/2 to 1. The numerical analysis of Fig.3b fits well to $\alpha \sim 3/4$.

There are two types of localization effects that we had to consider in our numerical experiments. The "WBRM

model localization” can be avoided by using amplitudes $A < b^{3/2}(\Delta/\sigma)$ in order to guarantee that the instantaneous eigenstates of Eq.(6) are not localized at any time. The “dynamical localization” on the other hand cannot be avoided. It is associated with the periodic nature of the driving. Extending standard argumentation one observes that the eigenstates of the (one period) Floquet operator have localization length $\xi \times \Delta$, and that the associated breaktime is $t^* = \xi \times (2\pi/\Omega)$. The two must be related by $2D_E t^* = (\xi\Delta)^2$ leading (in the LRT Kubo regime) to the result $t^* = 2\pi^2(A/A_c)^2 \times t_H$. In all our numerical experiments the diffusion has been determined for times where dynamical localization is not yet apparent. Another possibility, which we have not used, is to add a small noisy component to the driving, such as to mimic the typical experimental situation of having dephasing time much shorter than t^* .

It is not obvious that the non-perturbative behavior that is implied by RMT assumptions, and applies to RMT models, should apply also to Hamiltonians that possess a well defined classical limit. On the contrary, the same considerations as in [13] can be applied in order to argue that RMT considerations are not compatible with the quantal-classical correspondence (QCC) principle. Here we are going to explain the main idea, and to define our expectations.

Taking \hbar to be very small, it is obvious that eventually we shall find ourselves in the regime where $A \gg A_{\text{prt}}$. Let us consider the dynamics during a specified time interval $0 < t' < t$. The time t is chosen to be much larger than τ_{cl} . On the basis of QCC considerations, we should be able to make \hbar sufficiently small such that the quantum evolution becomes similar to the classical evolution up to the time t . The classical analysis implies that during this time the stochastic behavior is established. Therefore having detailed QCC during the time t implies that the quantal D_E can be approximated by the classical result. This leads to a contradiction with the RMT prediction Eq.(5) in the domain $\Omega < \omega_{\text{cl}}$, but *not* in the domain $\Omega > \omega_{\text{cl}}$. We are going to further explain this last point.

Denote the energy dispersion by $\delta E_{\text{qm}}(t)$, and the corresponding classical result by $\delta E_{\text{cl}}(t)$. For sufficiently small \hbar it should be possible to make a leading order approximation $\delta E_{\text{qm}}(t) \approx \delta E_{\text{cl}}(t) + \hbar^\gamma g(t)$, with $\gamma > 0$. In the $\Omega < \omega_{\text{cl}}$ regime the first term in this approximation is dominant. On the other hand for $\Omega > \omega_{\text{cl}}$ the first term gives a vanishingly small result for D_E . Therefore, without any contradiction with QCC considerations, the second term becomes important. Therefore we may have in principle an enhanced quantal response for $\Omega > \omega_{\text{cl}}$.

In conclusion, we have defined a non-perturbative regime in the (Ω, A) plane, where LRT cannot be trusted. We have demonstrated an actual failure of LRT for a particular (RMT) Hamiltonian. We believe that for generic chaotic systems the RMT mechanism for diffusion competes with the classical mechanism. The actual response

of the system is expected to be determined by the predominant mechanism. The study of this conjecture is the theme of our future studies.

We thank the Centro Internacional de Ciencias (Cuernavaca Mexico) for their hospitality during the Quantum Chaos workshop. DC thanks ITAMP for support.

[†] The identification of the QM-adiabatic regime is well known. There, Landau-Zener transitions are the predominant mechanism for energy spreading [3]. Our focus in this Letter is in the non-adiabatic regime where LRT is commonly expected to be valid. The most serious attempt to challenge LRT has been done in [7]. However, in view of a later work [8], and as explained in [6], LRT should be valid in the regime where Ref. [7] suggests a failure. Thus, our study is in the spirit of [7], but the emerging physical picture is quite different.

[‡] The model that has been studied by [7] is a modified version of WBRM model. Namely $\mathcal{H} = \mathbf{E} + (\cos x)\mathbf{B}_1 + (\sin x)\mathbf{B}_2$. This model does not contain a non-perturbative regime in the sense of this Letter! The reason is that one obtains $A_{\text{prt}} \sim 2\pi \equiv \delta x_{\text{cl}}^{\text{cl}}$, and therefore the observed deviation from Kubo formula (suppression of diffusion for large V) is trivially related to the non-generic x -dependence of the model. Essentially the same remark applies to the model of [8], where the authors have indeed correctly diagnosed the reason for the observed suppression of diffusion.

- [1] J. Blocki et all. *Ann. Phys.* **113**, 330 (1978). S.E. Koonin et all. *Nuc. Phys. A* **283**, 87 (1977). S.E. Koonin and J. Randrup, *Nuc. Phys. A* **289**, 475 (1977).
- [2] C. Jarzynski, *Phys. Rev. E* **48**, 4340 (1993). C. Jarzynski, *Phys. Rev. Lett.* **74**, 2937 (1995).
- [3] M. Wilkinson, *J. Phys. A* **20**, 2415 (1987); **21**, 4021 (1988).
- [4] E. Ott, *Phys. Rev. Lett.* **42**, 1628 (1979). R. Brown, E. Ott and C. Grebogi, *Phys. Rev. Lett.* **59**, 1173 (1987); *J. Stat. Phys.* **49**, 511 (1987).
- [5] D. Cohen, “Chaos, Dissipation and Quantal Brownian Motion”, lecture notes for course in Varenna school 1999, *proceedings of Session CXLIII “New Directions in Quantum Chaos”* (2000, in press).
- [6] D. Cohen, cond-mat/9902168, *Annals of Physics* (2000, in press).
- [7] M. Wilkinson and E.J. Austin, *J. Phys. A* **28**, 2277 (1995).
- [8] A. Bulgac, G.D. Dang and D. Kusnezov, *Phys. Rev. E* **54**, 3468 (1996).
- [9] D. Cohen, *Phys. Rev. Lett.* **82**, 4951 (1999).
- [10] M. Feingold and A. Peres, *Phys. Rev. A* **34** 591, (1986). M. Feingold, D. Leitner, M. Wilkinson, *Phys. Rev. Lett.* **66**, 986 (1991).
- [11] E. Wigner, *Ann. Math* **62** 548 (1955); **65** 203 (1957).
- [12] G. Casati, B.V. Chirikov, I. Guarneri, F.M. Izrailev, *Phys. Rev. E* **48**, R1613 (1993); *Phys. Lett. A* **223**, 430 (1996).
- [13] D. Cohen, F.M. Izrailev and T. Kottos, *Phys. Rev. Lett.* **84** 2052 (2000).