

Universality of the Kondo Effect in a Quantum Dot out of Equilibrium

A. Kaminski¹, Yu.V. Nazarov², L.I. Glazman¹

¹*Theoretical Physics Institute, University of Minnesota, Minneapolis, MN 55455, USA*

²*Delft University of Technology, 2600 GA Delft, The Netherlands*

We study the Kondo effect in a quantum dot driven out of equilibrium by an external ac field. The Kondo effect can be probed by measuring the dc current induced by an auxiliary dc bias V_{dc} applied across the dot. In the absence of ac perturbation, the corresponding differential conductance $G(V_{dc})$ is known to exhibit a sharp peak at $V_{dc} = 0$, which is the manifestation of the Kondo effect. In the equilibrium, there exists only one energy scale, the Kondo temperature T_K , which controls all the low-energy physics of the system; G is some universal function of eV_{dc}/T_K . We demonstrate that the dot out of equilibrium is also characterized by a universal behavior: conductance G depends on the ac field only through two dimensionless parameters, which are the frequency ω and the amplitude of the ac perturbation, both divided by T_K . We find analytically the large- and small-frequency asymptotes of the universal dependence of G on these parameters. The obtained results allow us to predict the behavior of the conductance in the crossover regime $\hbar\omega \sim T_K$.

PACS numbers: 73.23.Hk, 85.30.Vw, 72.15.Qm

I. INTRODUCTION

The Kondo effect results from exchange interaction of itinerant electrons with a localized spin state. This interaction leads to local spin polarization of the electron gas. The polarization becomes significant only at low temperatures, due to the existence of collective states¹ with small excitation energies. Simultaneously with the modification of the spin susceptibility, the scattering properties are modified significantly from those of the original localized spin state. The modification is especially striking in the case of antiferromagnetic exchange interaction, when the “spin cloud” formed out of free electron gas tends to screen the magnetic moment of the localized state. In this case, the scattering cross-section grows as the temperature is being lowered, and reaches the unitary limit at $T \rightarrow 0$. This phenomenon is responsible for the non-monotonic temperature behavior of the resistivity of metals with magnetic impurities at low temperatures, which was the first experimentally observed manifestation of the Kondo resonance.¹ However, the system of magnetic impurities embedded in a metal sample does not offer much control over the parameters even at the stage of the fabrication of the sample, not speaking of the dynamic variation of the parameters in the course of an experiment.

Another class of systems, whose transport properties can also be affected by the Kondo effect, but which offer a much higher level of control over the system parameters, is provided by quantum dots. A quantum dot in a semiconductor planar heterostructure is a confined few-electron system contacted by sheets of two-dimensional electron gas (leads). If the total number of electrons on the dot is odd, then the dot is similar to a magnetic impurity. Junctions between the dot and the leads produce an overlap of the states in the dot and in the 2D leads. This overlap leads to the exchange interaction between the spin of the dot and spins of the itinerant 2D elec-

trons. At sufficiently low temperatures, the “spin cloud” is formed of the electrons in the leads. Like in bulk metals, the scattering off the resulting many-body state is being enhanced as the temperature is being lowered, and reaches unitary limit at $T \rightarrow 0$. Different are only the manifestations of the Kondo resonance in bulk metals and in the quantum dot systems. In bulk metals, the enhancement of scattering by the Kondo resonance increases the resistivity. In quantum dot systems, on the contrary, the scattering facilitates transport through the dot. Kondo effect results in a specific temperature dependence of the linear conductance across the dot. If temperature is lowered, the conductance first drops due to the Coulomb blockade phenomenon,² and then increases again due to the Kondo effect.³ At $T \rightarrow 0$, the conductance G reaches its maximum, which corresponds to the unitary limit of tunneling. Recently, the Kondo effect in a quantum dot was observed experimentally.⁴⁻⁶

The quantum dot devices are highly controllable, and can be operated in regimes inaccessible in the conventional magnetic impurity systems, that were used previously for studying the Kondo effect. Irradiation of a quantum dot with an ac field offers a new, clever way of affecting its dynamics, which enables one to study the Kondo anomaly in essentially non-equilibrium conditions. The ac field can be applied to the gate, thus modulating the dot’s potential with respect to the leads; alternatively, one may apply ac bias to the leads. In any case, driving the system out of equilibrium affects the dc conductance discussed above. Measuring the dc $I - V$ characteristics, one can investigate the effects of the irradiation on the Kondo anomaly.

A generic theoretical description of a quantum dot operates with a significant number of parameters and energy scales describing the system. Nevertheless, in the case of no ac field, it turns out that the low-energy properties of the quantum dot system which are related to the Kondo effect are controlled by only one relevant en-

ergy scale, which is the Kondo temperature T_K . The Kondo temperature, in turn, depends on the microscopic parameters of the system, *e.g.*, on the gate voltage and conductances of the dot-lead junctions. Such universality allows for easier understanding and description of the problem.

The ac field introduces new parameters to the problem, thus apparently breaking the universal description, which is valid in the static case. This re-emerging abundance of parameters makes it difficult to build a consistent description of the effects of the ac field on the Kondo conductance. The theoretical work performed up to the date, was concentrated on some specific regimes. Goldin and Avishai⁷ considered the case of very strong ac bias with the help of the third-order perturbation theory in the dot-lead coupling. Nordlander *et al.*⁸ analyzed the effects of ac field of sufficiently high frequency, which ionizes the dot. They have conjectured that even at the temperature of the thermal bath $T = 0$, the finite rate of the dot ionization results in a finite effective temperature “seen” by the Kondo state. This way, irradiation provides the cut-off for the Kondo singularity and reduces the conductance. Later, we have demonstrated⁹ that even in the absence of the dot ionization, irradiation is able to flip the spin of the dot, thus bringing decoherence into the Kondo state and diminishing the Kondo effect. In addition to analytical methods, a number of numerical approaches have been used^{8,10} to study the conductance of a Kondo system out of equilibrium at certain sets of values of the bare parameters of the system. Because of the large number of the parameters involved, the results of such calculations are hard to analyze. At any rate, such a limited consideration could not reveal the universalities of the problem. In our view, it also does not provide an insight into the regimes which do not allow for a perturbative treatment.

In our earlier paper⁹ we have learned how to apply the Renormalization Group (RG) technique for a Kondo system out of equilibrium. It allowed us to sum up the infinite series of the perturbation theory in the dot lead coupling. This treatment, valid at relatively high decoherence rates, yielded the expression for the conductance as a function of only one parameter, which is the ratio of the decoherence rate \hbar/τ to the Kondo temperature. Thus we established that the Kondo temperature T_K remains a meaningful parameter of the theory, even if the ac field strongly suppresses the manifestations of the Kondo effect. We do not see a way, however, of measuring the decoherence rate directly. Moreover, the definition of this quantity in Ref. 9 makes sense only at a sufficiently high frequency of the ac field, $\hbar\omega \gg T_K$. Therefore, the dimensionless ratio $\hbar/\tau T_K$ can not be the only parameter describing the effect of ac field on the Kondo system.

In this paper, we find the correct dimensionless variables that characterize the amplitude and frequency of the ac field perturbing the Kondo system. If the ac field biases the dot, then the proper variables are eV_{ac}/T_K and $\hbar\omega/T_K$, where V_{ac} is the amplitude of the ac bias.

In the case of ac modulation of the gate voltage, the perturbation introduced by the ac field is characterized by the corresponding dimensionless variation of the Kondo temperature $\delta T_K/T_K$, which in principle can be independently measured. In terms of the proper pair of variables, the behavior of the Kondo conductance is universal. We find analytically the asymptotes of the universal dependence by further developing the RG treatment (valid in the case of strong suppression of the Kondo effect), and by generalizing the Nozières’ Fermi-liquid theory¹¹ onto the non-equilibrium case (which adequately describes the limit of weak perturbation by a low-frequency field).

Within this picture, we are able to describe in a consistent way the effect of irradiation in a wide range of frequencies of the ac perturbation - from zero to the dot ionization threshold; this includes the most interesting for the current experiments¹² region $\hbar\omega \sim T_K$. The remarkable feature of the presented description is that the Kondo temperature remains the only relevant energy scale, despite the essentially non-equilibrium character of the problem.

The outline of our paper is as follows. In Sec. II we introduce the description of the system by means of the time-dependent Kondo Hamiltonian. Then we derive the expression for the Kondo conductance of the dot in the absence of ac field. The purpose of this derivation is to present the formalism which later would be suitable to describe the non-equilibrium states produced by the irradiation.

In Sections III–VI we consider the effect of ac modulation of the gate voltage on the Kondo conductance. At higher frequencies, $\hbar\omega/T_K \gtrsim 1$, the decoherence of the Kondo many-body state is the principal channel via which the ac field influences the Kondo anomaly. This frequency domain is considered in Sections III–IV. Depending on the strength of modulation, $\delta T_K/T_K$, the suppression of the Kondo conductance is significant (Section III), or relatively weak (Sections IV). In Sec. V we consider the limit of very small frequencies of the ac field. The decoherence probability in these conditions is exponentially small. However, the adiabatic evolution of the collective state, caused by the ac modulation, affects its scattering properties. It results in small deviation of the conductance from the unitary limit. The results of Sections III–V are summarized in Sec. VI.

In Sec. VII we consider the effect of ac bias on the Kondo conductance. It turns out that a strong suppression of the Kondo effect is possible only if $eV_{ac}/T_K \gg 1$. Upon the increase of the frequency, the suppression diminishes. This frequency dependence is opposite to the one in the case of gate voltage modulation.

In Sec. VIII we consider the satellite peaks which can be created by irradiation in the I – V characteristic of a quantum dot.

Finally in Sec. IX we compare experimental results¹² with our theory.

II. THE KONDO EFFECT IN A QUANTUM DOT

A. The model

The system we study is a quantum dot attached to two leads by high-resistance junctions, so that the charge of the dot is nearly quantized. The Kondo effect emerges in a quantum dot occupied by an odd number of electrons at temperatures below the mean level spacing in the dot. Under such conditions, the topmost occupied level is special, since it is filled by only one electron. It is this level which produces the Kondo effect. The other levels, occupied by two or no electrons are unimportant in our discussion (similarly to the inner shells of a magnetic impurity in the conventional Kondo effect). Therefore the model of the dot attached to two leads can be truncated to the Anderson single-level impurity model,

$$\begin{aligned}\hat{H} = & \sum_{k,\sigma,\alpha} (\xi_k + eV_\alpha) c_{k\sigma\alpha}^\dagger c_{k\sigma\alpha} + \sum_{k,\sigma,\alpha} (v_\alpha c_{k\sigma\alpha}^\dagger d_\sigma + \text{H.c.}) \\ & + \sum_{\sigma} (-E_d + eV_{\text{dot}} \cos \omega t) d_\sigma^\dagger d_\sigma + U d_\uparrow^\dagger d_\uparrow d_\downarrow^\dagger d_\downarrow ; \quad (1a) \\ V_{L,R} = & \pm \frac{1}{2} [V_{\text{dc}} + V_{\text{ac}} \cos(\omega' t + \phi_0)] , \\ \Gamma_\alpha \equiv & 2\pi\nu |v_\alpha|^2 . \quad (1b)\end{aligned}$$

Here the first two terms correspond to non-interacting electrons in the two leads ($\alpha = L, R$), and tunneling of free electrons between the dot and the leads, respectively. The dot is described by the third and fourth terms of the Hamiltonian, E_d and $U - E_d$ are the ionization and the electron addition energy, respectively. The tunneling matrix elements v_α are related to the widths Γ_α by Eq. (1b), where ν is the density of states in a lead. The ac field can be applied to the gate, which is coupled to the dot capacitively, and thus can modulate the energy of the electron localized in the dot with the amplitude eV_{dot} . We assume that the leads can be either only dc-biased, or an additional ac bias can be applied.

B. Time-dependent Schrieffer-Wolff transformation

In the present paper we consider the dot in the Kondo regime, $U - E_d, E_d \gg \Gamma_{L,R}$. Under such conditions, the number of electrons on the dot is a well-defined quantity. In the limit of infinitely small tunneling, the ground state of the system described by the Hamiltonian (1) is doubly degenerate due to the spin of the (single) electron which occupies the level d . The states with two or no electrons on the dot are higher in energy by $U - E_d$ or E_d respectively, and are not important for the low-energy dynamics of the system. In our paper, we study the irradiation effects when the applied fields do not drive the dot out of the Kondo regime,

$$eV_{\text{dc}}, eV_{\text{dot}}, eV_{\text{ac}} < E_d, U - E_d . \quad (2)$$

Therefore, the excited states with two or no electrons on the dot are to be projected out. This can be achieved by the Schrieffer-Wolff transformation,¹³ modified to account for the time dependence of the parameters of the Hamiltonian (1). In the present subsection we perform this transformation, which finally yields the description of the quantum dot system by means of the Kondo Hamiltonian with time-dependent parameters.

First we move all dependence of the Hamiltonian on the applied voltages $V_{\text{dot}}, V_{\text{dc}}, V_{\text{ac}}$ to the off-diagonal terms. It is achieved by the unitary transformation

$$U = \exp \left\{ -\frac{ie}{\hbar} \int^t dt' \left[\sum_{k,\sigma,\alpha} V_\alpha(t') c_{k\sigma\alpha}^\dagger c_{k\sigma\alpha} + V_{\text{dot}}(t') d_\sigma^\dagger d_\sigma \right] \right\} . \quad (3)$$

After this transformation, the Hamiltonian has the form

$$\begin{aligned}\hat{H}' = & U \hat{H} U^\dagger - i\hbar \frac{\partial U}{\partial t} U^\dagger \\ = & \sum_{k,\sigma,\alpha} \xi_k c_{k\sigma\alpha}^\dagger c_{k\sigma\alpha} + \sum_{\sigma} (-E_d) d_\sigma^\dagger d_\sigma + U d_\uparrow^\dagger d_\uparrow d_\downarrow^\dagger d_\downarrow \\ & + \sum_{k,\sigma,\alpha} \left[\tilde{v}_\alpha(t) c_{k\sigma\alpha}^\dagger d_\sigma + \text{H.c.} \right] , \quad (4)\end{aligned}$$

with

$$v_\alpha(t) \equiv v_\alpha \exp \left\{ -\frac{ie}{\hbar} \int^t dt' [V_\alpha(t') - V_{\text{dot}}(t')] \right\} . \quad (5)$$

Now we can make the time-dependent Schrieffer-Wolff transformation, which is defined by the unitary operator

$$W = \exp(V) \quad (6)$$

with

$$\begin{aligned}V = & \sum_{k,\sigma,\alpha} \left\{ \left[w_{k\alpha}^{(1)}(t)(1 - n_{-\sigma}) + w_{k\alpha}^{(2)}(t)n_{-\sigma} \right] d_\sigma^\dagger c_{k\sigma\alpha} \right. \\ & \left. - \text{H.c.} \right\} . \quad (7)\end{aligned}$$

The functions $w_{k\alpha}^{(j)}(t)$ are to be found from the condition

$$0 = \hat{H}_v + [V, \hat{H}_1] - i\hbar \frac{\partial V}{\partial t} , \quad (8)$$

where \hat{H}_v is the part of the Hamiltonian (4) responsible for mixing of electron states in the leads and in the dot [the last term of Eq. (4)], and \hat{H}_1 describes the uncoupled dot and leads [the first three terms in Eq. (4)]. The condition (8) ensures that the resulting Hamiltonian $W\hat{H}'W^\dagger$ has no linear-in- v_α terms, which account for the variations of the number of electrons in the dot.

The only difference of the transformation (6)–(7) from the conventional Schrieffer-Wolff transformation¹³ is the time dependence of $w_{k\alpha}^{(j)}$. For the static Anderson Hamiltonian, these factors are constant; in our case they are functions of time because of the time variations of the Hamiltonian (1). Solving Eq. (8) for $w_{k\alpha}^{(1)}(t)$, we obtain

$$w_{k\alpha}^{(1)}(t) = \left[-i \int^t dt' e^{i(\xi_k - E_d)t'/\hbar} v_\alpha(t') \right] e^{-i(\xi_k - E_d)t/\hbar}. \quad (9)$$

When the applied ac fields are slow enough, $\hbar\omega/E_d$, $\hbar\omega'/E_d \ll 1$, one can solve Eq. (8) in the adiabatic approximation, neglecting the third term in it. This approach yields a simplified expression for $w_{k\alpha}^{(1)}(t)$:

$$w_{k\alpha}^{(1)}(t) \approx \frac{v_\alpha(t)}{E_d - eV_\alpha(t) + eV_{\text{dot}}(t)}. \quad (10)$$

Here we have also neglected the single-electron energies ξ_k because the Kondo effect is produced by the states close to the Fermi level, whose energy is small in comparison to E_d . The formulas for $w_{k\alpha}^{(2)}(t)$ are analogous to Eqs. (9)–(10), only E_d must be replaced by $E_d - U$.

Applying transformation (6)–(7) to the Hamiltonian (4), we come to the Kondo Hamiltonian

$$\hat{H}_K = \hat{H}_0 + \hat{H}_{\mathcal{J}}, \quad \hat{H}_0 = \sum_{k,\sigma,\alpha} \xi_k c_{k\sigma\alpha}^\dagger c_{k\sigma\alpha}, \quad (11a)$$

$$\hat{H}_{\mathcal{J}} = \sum_{\substack{k,\sigma,\alpha \\ k',\sigma',\alpha'}} \mathcal{J}_{\alpha\alpha'}(t) \left(\frac{1}{4} \delta_{\sigma\sigma'} + \hat{S}_l s_{\sigma\sigma'}^l \right) c_{k\sigma\alpha}^\dagger c_{k'\sigma'\alpha'}, \quad (11b)$$

where $\hat{\mathbf{s}}$ and $\hat{\mathbf{S}}$ are the spin operators of the electrons in the leads and of the electron on the isolated level, respectively; we assume summation over the repeating indices $l = x, y, z$. In the framework of the Hamiltonian (11), the state of the dot is fully described by its spin. The terms of the Anderson Hamiltonian (1) that are responsible for the electron tunneling to/from the dot, and for the Coulomb interaction of electrons in the dot have been transformed to the term $\hat{H}_{\mathcal{J}}$ of the Kondo Hamiltonian (11). This term represents exchange interaction between the spin of the dot and the electrons in the leads. The Hamiltonian (11) operates within the band $-E_d < \xi_k < U - E_d$, see Ref. 14. The coupling parameters $\mathcal{J}_{\alpha\alpha'}(t)$ are given by

$$\mathcal{J}_{\alpha\alpha'}(t) = \tilde{v}_\alpha(t) \left[-w_{k'\alpha'}^{(1)}(t) + w_{k'\alpha'}^{(2)}(t) \right]^* + \text{C.c.} \quad (12)$$

The applied bias is accounted for by the time dependence of $\mathcal{J}_{\alpha\alpha'}(t)$ with $\alpha \neq \alpha'$. The dependence of the right-hand side of Eq. (12) on the indices k is negligible near the Fermi level; therefore we can disregard this dependence in the coupling constants \mathcal{J} .

In this paper, we are primarily interested in the irradiation effects when the applied fields are unable to ionize the dot,

$$eV_{\text{dc}}, eV_{\text{dot}}, eV_{\text{ac}} \ll E_d, U - E_d, \\ \hbar\omega, \hbar\omega' \ll E_d, U - E_d.$$

Under these conditions, one can use the approximate solution (10) of the equation (8), expanding it in powers of small parameters eV_{dot}/E_d , $eV_{\text{dot}}/(U - E_d)$, *etc.* For simplicity we will consider the cases when the system is affected by only one kind of ac field: either ac voltage applied to the gate, or the ac bias.

In the former case, $eV_{\text{dot}} \neq 0$, $eV_{\text{ac}} = 0$, we obtain the following expression for the coupling parameters:

$$\mathcal{J}_{\alpha\alpha'}(t) = \mathcal{J}_{\alpha\alpha'}^{(0)} [1 + \gamma \cos \omega t] \exp \left[\frac{ie}{\hbar} (V_{\text{dc},\alpha} - V_{\text{dc},\alpha'}) t \right], \quad (13)$$

where the exchange constants $\mathcal{J}_{\alpha\alpha'}^{(0)}$ are given by

$$\mathcal{J}_{\alpha\alpha'}^{(0)} \equiv \frac{\sqrt{\Gamma_\alpha \Gamma_{\alpha'}}}{\pi \nu \tilde{E}_d}, \quad \tilde{E}_d \equiv \frac{(U - E_d)E_d}{U}. \quad (14)$$

The exponential factor in Eq. (13) is due to the dc bias, which produces the phase difference between the electrons in the left and right lead. The cosine term accounts for the applied ac field and stems from the adiabatic variation of the electron energy in the dot, $E_d + eV_{\text{dot}}(t)$, see Eq. (10). The strength of the applied ac field is characterized by the dimensionless parameter

$$\gamma \equiv eV_{\text{dot}} \frac{2E_d - U}{(U - E_d)E_d} \ll 1. \quad (15)$$

If the ac field is applied to the leads rather than to the gate, $eV_{\text{dot}} = 0$, $eV_{\text{ac}} \neq 0$, the expressions for $\mathcal{J}_{\alpha\alpha'}(t)$ read

$$\mathcal{J}_{\alpha\alpha}(t) = \mathcal{J}_{\alpha\alpha}^{(0)}, \\ \mathcal{J}_{LR}(t) = \mathcal{J}_{LR}^{(0)} \exp \left[\frac{ieV_{\text{dc}}t}{\hbar} + i\gamma' \sin(\omega't + \phi_0) \right], \quad (16)$$

where $\mathcal{J}_{\alpha\alpha'}^{(0)}$ is given by Eq. (14). The ac bias creates the phase difference between the electrons in the left and right lead, and therefore enters the exponent in (16) together with the dc bias. The relevant parameter characterizing the strength of the ac perturbation here is

$$\gamma' \equiv \frac{eV_{\text{ac}}}{\hbar\omega'}. \quad (17)$$

The variation of the electron energy in the dot with respect to the leads, $E_d \pm eV_{\text{ac}}(t)$, see Eq. (10), generates a term smaller by a factor of $\sim \hbar\omega'/\tilde{E}_d$, and is neglected in Eq. (16).

In the limit of small amplitude of ac bias, $\gamma' \ll 1$, the expression (16) for $\mathcal{J}_{\alpha\alpha'}(t)$ may be further simplified by dropping the terms of high orders in γ' . Expanding the right-hand side of (16) in powers of γ' up to the first power, we arrive at

$$\mathcal{J}_{\alpha\alpha}(t) = \mathcal{J}_{\alpha\alpha}^{(0)},$$

$$\mathcal{J}_{LR}(t) = \mathcal{J}_{LR}^{(0)} \exp \left[\frac{ieV_{dc}t}{\hbar} \right] [1 + i\gamma' \sin(\omega't + \phi_0)] . \quad (18)$$

C. Kondo conductance in equilibrium

In the framework of the Kondo Hamiltonian (11)-(12), two types of tunneling between the left and right leads are possible: regular elastic cotunneling [the first term in parentheses in Eq. (11b)], and “exchange cotunneling” [the second term]. In an act of “exchange cotunneling,” the simultaneous flip of the spins of the tunneling electron and of the dot can occur. In the case of weak coupling ($\nu|\mathcal{J}_{\alpha\alpha}^{(0)}|u \ll 1$), one may apply the perturbation theory to evaluate the conductance through the dot. It turns out that at $T \rightarrow 0$, the higher-order terms of the perturbation theory series grow, finally making the series diverge, signaling the Kondo anomaly. This phenomenon was extensively studied for the magnetic impurities in metals.¹ In the subsection IIC we demonstrate how a similar behavior emerges in the tunneling through a quantum dot. The main purpose of this subsection is to present the formalism which is suitable for the treatment of a non-equilibrium case at hand. For simplicity, we first consider the case of no ac field. Effects of the ac field are included into consideration in subsequent sections.

Unlike the conventional treatment of the Kondo problem,¹ we have to consider the Kondo anomaly directly in the conductance, rather than in the scattering amplitude. This need emerges from the kinetic nature of the problem at $\gamma, \gamma' \neq 0$. To calculate the differential dc conductance $G(V_{dc})$, we employ the non-equilibrium Keldysh technique in the time representation. In this formalism

$$G(V_{dc}) = \frac{\partial}{\partial V_{dc}} \langle S(-\infty, 0) \hat{I}(0) S(0, -\infty) \rangle_0, \quad (19)$$

where

$$\hat{I}(t) = \frac{ie}{\hbar} \sum_{\substack{k, \sigma \\ k', \sigma'}} \left[\mathcal{J}_{LR}(t) \left(\frac{1}{4} \delta_{\sigma\sigma'} + \hat{S}_L^z s_{\sigma\sigma'}^z \right) c_{k\sigma L}^\dagger c_{k'\sigma' R} - \text{H.c.} \right] \quad (20)$$

is the current operator, and $S(t_2, t_1)$ is the evolution matrix determined by $\hat{H}_{\mathcal{J}}$.

In the lowest non-vanishing (second) order of the perturbation theory in the coupling constant $\mathcal{J}_{\alpha\alpha}^{(0)}$, the conductance of the dot is given by the expression

$$G^{(2)} = \pi^2 \frac{e^2}{\hbar} \nu^2 \left[\mathcal{J}_{LR}^{(0)} \right]^2. \quad (21)$$

The logarithmic divergences appear starting from the terms of the third order in $\mathcal{J}_{\alpha\alpha}^{(0)}$. A representative term has the following structure:

$$\frac{e^2}{\pi\hbar} \frac{\left[\mathcal{J}_{LR}^{(0)} \right]^2 \mathcal{J}_{RR}^{(0)}}{\hbar^3} \int_{-\infty}^0 dt_1 \int_{t_1}^0 dt_2 \langle \hat{S}_j(0) \hat{S}_k(t_1) \hat{S}_l(t_2) \rangle \varepsilon^{jkl} \\ \times [t_1 \cos(eVt_1/\hbar) + t_2 \cos(eVt_2/\hbar)] \\ \times \sum_{k_1, k_2, k_3} G_{k_1}(-t_2) G_{k_2}(t_2 - t_1) \bar{G}_{k_3}(t_1), \quad (22)$$

ε^{jkl} is the antisymmetric unit tensor and $G_k(t)$ and $\bar{G}_k(t)$ are the time-ordered and anti-time-ordered Green functions of free electrons in the leads, given by

$$G_k(t) = \begin{cases} -i[1 - f(\xi_k)], & \text{if } t > 0, \\ i f(\xi_k), & \text{if } t < 0, \end{cases} \quad (23)$$

with $f(\xi)$ being the Fermi distribution function. This and other terms of the same structure yield the Kondo divergence in the conductance.

If there is no external ac field, the averages $\langle \hat{S}_j(t_1) \hat{S}_k(t_2) \hat{S}_l(t_3) \rangle$ are independent of time and equal $(i/4)\varepsilon_{jkl}$. After adding up all the cubic in $\mathcal{J}_{\alpha\alpha}^{(0)}$ terms in the expression for the conductance G [one of them is given by Eq. (22)], summing over the electron states k_i , and performing the integration over t_2 [see Eq. (22)], we arrive at

$$G^{(3)}(T, V_{dc}) = \frac{3\pi^2}{2} \frac{e^2}{\pi\hbar} \nu^3 \left[\mathcal{J}_{LR}^{(0)} \right]^2 \left[\mathcal{J}_{RR}^{(0)} + \mathcal{J}_{LL}^{(0)} \right] \\ \times \int_{-\infty}^0 dt \frac{(-t) \cos(eV_{dc}t/\hbar)}{\sinh^2(\pi T t/\hbar) + (T/D_0)^2} \left(\frac{\pi T}{\hbar} \right)^2 \quad (24)$$

Here

$$D_0 \equiv \sqrt{E_d(U - E_d)} \quad (25)$$

is the effective bandwidth.¹⁴ For the sake of simplicity, further we will mostly consider the zero-bias conductance G_{peak} . In this case, Eq. (24) yields

$$G_{\text{peak}}^{(3)}(T) = \frac{3\pi^2}{2} \frac{e^2}{\pi\hbar} \nu^3 \left[\mathcal{J}_{LR}^{(0)} \right]^2 \left[\mathcal{J}_{RR}^{(0)} + \mathcal{J}_{LL}^{(0)} \right] \ln \frac{D_0}{T}. \quad (26)$$

The results for the finite-bias conductance $G^{(3)}(V_{dc})$ with $eV_{dc} > T$ can be obtained from Eq. (26) by replacing T with eV_{dc} .

Thus the second [Eq. (21)] and third [Eq. (26)] orders of the perturbation theory in the coupling constant $\mathcal{J}_{\alpha\alpha}^{(0)}$ yield the following expression for the dot conductance

$$G_{\text{peak}} = \frac{3\pi^2}{4} \frac{e^2}{\pi\hbar} \nu^2 \left[\mathcal{J}_{LR}^{(0)} \right]^2 \left[1 + 2\nu \left(\mathcal{J}_{RR}^{(0)} + \mathcal{J}_{LL}^{(0)} \right) \ln \frac{D_0}{T} \right] \\ + \frac{\pi^2}{4} \frac{e^2}{\pi\hbar} \nu^2 \left[\mathcal{J}_{LR}^{(0)} \right]^2. \quad (27)$$

Here we have split the quadratic in $\mathcal{J}_{\alpha\alpha}^{(0)}$ contribution (21) in two: the one due to the “exchange cotunneling”,

which entered the first term in Eq. (27), and the one due to regular cotunneling, which became the last term in Eq. (27). The cubic in $\mathcal{J}_{\alpha\alpha'}^{(0)}$ term in Eq. (27) grows as the temperature is being lowered, demonstrating the Kondo anomaly. The regular cotunneling does not produce terms growing at low temperatures and bias, and does not contribute to the Kondo effect. Equation (27) is valid while $T \gg T_K \sim D_0 \exp[1/\nu(\mathcal{J}_{LL}^{(0)} + \mathcal{J}_{RR}^{(0)})]$.

If this condition is not satisfied, then the expansion up to the cubic in $\mathcal{J}_{\alpha\alpha'}^{(0)}$ terms is insufficient. At $T \gtrsim T_K$, the conductance can be derived in the leading logarithmic approximation. The latter consists in the summation of the most diverging terms in each order in $\mathcal{J}_{\alpha\alpha'}^{(0)}$, *i.e.* terms, proportional to $[\mathcal{J}_{LR}^{(0)}]^2 [\mathcal{J}_{\alpha\alpha'}^{(0)} \ln(D_0/T)]^n$, in the series for G . To perform this summation, we modify the “poor man’s scaling” technique.¹⁵ In the framework of this technique, the electron bandwidth D is gradually reduced, and the exchange constants in the Kondo Hamiltonian (11) are renormalized to compensate for this band reduction, *i.e.* $\mathcal{J}_{\alpha\alpha'}^{(0)}$ is replaced with some $\mathcal{J}_{\alpha\alpha'}(D)$. The proper dependence of $\mathcal{J}_{\alpha\alpha'}$ on D should be derived from the condition of invariance of physical quantities with respect to the RG transformation. Finally, the renormalized Hamiltonian with the reduced band width will allow for the calculation of the conductance in the second order of the perturbation theory in the renormalized exchange constants $\mathcal{J}_{\alpha\alpha'}$; the resulting expression will be equal to the sum of the dominant terms of all orders of the perturbation theory in the initial, bare exchange constants $\mathcal{J}_{\alpha\alpha'}^{(0)}(D = D_0)$.

For the non-equilibrium system we consider, the Renormalization Group (RG) equations for the exchange constants should be derived from the condition of the invariance of the linear conductance (or current) under the RG transformation, rather than the invariance of the scattering amplitudes. In the main logarithmic approximation which we are going to employ, the (invariant) conductance must be evaluated in the two lowest non-vanishing orders of the perturbation theory, namely in the second and third ones, see Eqs. (21), (24). The Kondo divergence (and, therefore, the renormalization of $\mathcal{J}_{\alpha\alpha'}$) occur due to exchange scattering [the second term in braces in Eq. (11b)] only. Therefore we single out this contribution in the term of the second order in $\mathcal{J}_{\alpha\alpha'}$,

$$G_{\text{exch}}^{(2)}(D) = \frac{3\pi^2}{4} \frac{e^2}{\pi\hbar} \nu^2 [\mathcal{J}_{LR}^{(0)}(D)]^2. \quad (28)$$

In the third order in the exchange constants, the conductance is given by Eq. (24). The resulting condition of invariance of G under the transformation, which corresponds to the “poor man’s scaling”, has the following form:

$$\frac{\partial}{\partial D} \left\{ G_{\text{exch}}^{(2)}(D) + \frac{3\pi^2}{2} \frac{e^2}{\pi\hbar} \nu^3 [\mathcal{J}_{LR}]^2 [\mathcal{J}_{RR} + \mathcal{J}_{LL}] \ln \frac{D}{T} \right\} = 0. \quad (29)$$

Within the accuracy of this equation, when differentiating the second term, we should neglect any implicit dependence on D through the parameters $\mathcal{J}_{\alpha\alpha'}(D)$.

Equation (29), together with Eq. (28), yields the equation for the evolution of \mathcal{J}_{LR} :

$$\frac{d\mathcal{J}_{LR}}{dD} = \nu \frac{\mathcal{J}_{LR}(\mathcal{J}_{RR} + \mathcal{J}_{LL})}{D}, \quad (30)$$

The corresponding equations for \mathcal{J}_{RR} and \mathcal{J}_{LL} can be derived from the condition of invariance of other physical quantities under the RG transformation. For this purpose, we pick the spin current from the left and right lead,

$$I_{\alpha}^{(s)} = \langle S(-\infty, 0) \hat{I}_{\alpha}^{(s)}(0) S(0, -\infty) \rangle_0, \quad (31)$$

$$\hat{I}_{\alpha}^{(s)}(t) \equiv i \left[\hat{H}_{\mathcal{J}}, \sum_k \left(c_{k\uparrow\alpha}^{\dagger} c_{k\uparrow\alpha} - c_{k\downarrow\alpha}^{\dagger} c_{k\downarrow\alpha} \right) \right], \quad (32)$$

which is induced by applying infinitely small magnetic field to the leads. The resulting two equations will be independent, in contrast to the corresponding equations for the charge, because the spin of the dot can vary while the charge cannot.

Evaluating $I_{\alpha}^{(s)}$ in the second and third orders of the perturbation theory in $\mathcal{J}_{\alpha\alpha'}^{(0)}$, similarly to Eq. (27), and differentiating it by D , we arrive at

$$\frac{d\mathcal{J}_{RR}}{dD} = \nu \frac{\mathcal{J}_{RR}^2 + \mathcal{J}_{LR}^2}{D}, \quad (33)$$

$$\frac{d\mathcal{J}_{LL}}{dD} = \nu \frac{\mathcal{J}_{LL}^2 + \mathcal{J}_{LR}^2}{D}, \quad (34)$$

Equations (30), (33), and (34) make a complete system, which, with the initial conditions

$$\mathcal{J}_{\alpha\alpha'}(D_0) = \mathcal{J}_{\alpha\alpha'}^{(0)} \equiv \frac{\sqrt{\Gamma_{\alpha}\Gamma_{\alpha'}}}{\pi\nu\tilde{E}_d}, \quad (35)$$

see Eq. (14), yields

$$\mathcal{J}_{LR}(D) = \frac{2\sqrt{\Gamma_L\Gamma_R}}{\Gamma_L + \Gamma_R} \frac{1}{2\nu \ln(D/T_K)}. \quad (36)$$

The Kondo temperature T_K here is given by

$$T_K = \mu \sqrt{\frac{(\Gamma_L + \Gamma_R)U}{\pi}} \exp \left[-\frac{\pi\tilde{E}_d}{(\Gamma_L + \Gamma_R)} \right], \quad (37)$$

with $\mu \sim 1$. To obtain the pre-exponential factor $\sqrt{(\Gamma_L + \Gamma_R)U/\pi}$ in the equation for T_K one has in fact to include the next in $\mathcal{J}_{\alpha\alpha'}(D)$ order in the RG equations, see Ref. 14.

The renormalization should proceed until the band width is reduced to T . After that, the current and conductance can be calculated in the Born approximation (28) in the renormalized exchange constant \mathcal{J}_{LR} given

by Eq. (36) with $D = T$. The resulting expression for the conductance in the domain $T \gtrsim T_K$ is

$$G_{\text{peak}} = \frac{3\pi^2}{16} \frac{1}{[\ln(T/T_K)]^2} G_U, \quad (38)$$

where

$$G_U \equiv \frac{e^2}{\pi\hbar} \frac{4\Gamma_L\Gamma_R}{(\Gamma_L + \Gamma_R)^2} \quad (39)$$

is the conductance of the dot in the unitary limit of tunneling.

At $T \gg T_K$, one can expand Eq. (38) into the series of powers of $\mathcal{J}_{\alpha\alpha'}^{(0)} \ln(D_0/T)$. The first term of the series is the conductance calculated in the Born approximation [see Eq. (28)], the second term yields the lowest order Kondo correction given by Eq. (26).

The RG technique can be also used to derive the dependence of Kondo conductance on the applied dc bias in the domain $eV_{\text{dc}} \gtrsim T_K$, $eV_{\text{dc}} > T$. Starting from Eqs. (24) and (28) and proceeding along the lines of Eqs. (29)–(36), we arrive at

$$G(V_{\text{dc}}) = \frac{3\pi^2}{16} \frac{1}{[\ln(eV_{\text{dc}}/T_K)]^2} G_U. \quad (40)$$

Thus the Renormalization Group technique (29)–(38) allows one to perform summation of infinite series of the perturbation theory in the exchange constants $\mathcal{J}_{\alpha\alpha'}^{(0)}$. The results obtained in this way are valid in a wider domain of parameters as compared to the results of the finite-order perturbation theory. The RG technique reveals the meaning of the energy scale T_K . The resulting expressions (38), (40) for physical quantities contain the single relevant characteristic of the system, T_K , rather than numerous parameters of the Anderson Hamiltonian [Eq. (1a)]. For example, in Eq. (38) the dependence of the differential conductance on the applied bias is expressed in terms of the dimensionless variable T/T_K . The dependence of G/G_U on this variable is given by some universal function of any value of T/T_K ; its high-temperature asymptote (38) is established with the help of RG technique. Similarly, the frequency and magnitude of the applied ac field may enter into some new universal formulas for G/G_U in the form of dimensionless variables, being normalized by T_K . The generalization of the RG technique which we presented in this section, will allow us to check the validity of this conjecture and to establish the asymptotes of these new universal dependences.

III. SPIN DECOHERENCE BY AC GATE VOLTAGE

Now we include into consideration the effects of an ac field. As we have shown in our earlier paper,⁹ the ac field can bring decoherence into the dynamics of the dot's spin, thus affecting the Kondo conductance. We start our study of the irradiation-modified Kondo anomaly from the consideration of the decoherence.

A. Mechanisms of spin decoherence

In terms of the Anderson Hamiltonian (1a) the loss of coherence by the dot spin occurs when an electron leaves the dot and another electron, with the opposite spin, enters it. If the frequency of the applied ac field is large enough, $\hbar\omega > E_d, U - E_d$, this process can consist of two real processes: the dot gets ionized by the ac field, and then an electron from a lead enters the dot to fill the vacancy. Alternatively, an extra electron can be put in the dot, and then the electron which was initially present in the dot leaves it.

In the present paper we deal with a more subtle case, when the applied ac field is unable to ionize the dot. In this case the dot can still change its spin, even at zero bias, by means of the “spin-flip cotunneling,” which is shown schematically on Fig. 1. In the course of this process, an electron, which interacts with the dot spin [see Eq. (11)], absorbs a photon and hops to a state above the Fermi level, while the spin of the dot flips. In terms in the Anderson Hamiltonian (1a), this process cannot be described as two separate real processes. Instead, the change of the dot spin occurs as a single process when a state with two or no electrons in the dot appears only as a virtual intermediate state.

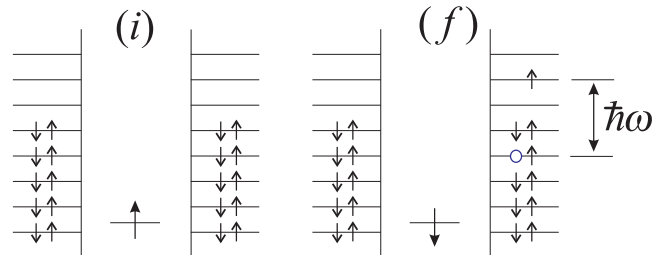


FIG. 1. **Spin-flip cotunneling:** absorbing a photon, an electron hops from a state below the Fermi level to a state above the Fermi level; the spins of the electron and of the dot flip due to exchange interaction between them.

The rate of the spin-flip cotunneling can be calculated with the help of the Kondo Hamiltonian given by Eqs. (11), (12), and (10). In the case of weak modulation, $\gamma \ll 1$, see Eq. (16), it is sufficient to account for the single-photon processes only, and use the reduced form of the Hamiltonian, given by Eqs. (11), (13)–(15). An infinitely small dc bias, needed for measurements of the linear conductance, does not affect the rate of spin-flip cotunneling. Therefore in this subsection we set $V_{\text{dc}} = 0$ for the sake of simplicity.

Applying the Fermi Golden Rule we obtain

$$\frac{\hbar}{\tau} = \frac{1}{8\pi} \hbar\omega \left[\frac{\Gamma_L + \Gamma_R}{\tilde{E}_d} \right]^2 \gamma^2, \quad (41)$$

where γ is given by Eq. (15).

The amplitude of inelastic transitions yielding Eq. (41) was evaluated in the lowest-order perturbation theory. It corresponds to the first order in the amplitude of the ac perturbation, and the zeroth order in the time-independent (at $V_{dc} = 0$) part of the exchange interaction (11b). Accounting for the terms of higher-order in this time-independent part renormalizes the amplitude of the inelastic transition (which is still linear in the amplitude of the ac field). Similarly to the calculation of the conductance, we intend to collect the leading logarithmic terms in the renormalization of the inelastic transition amplitude. This can be accomplished by the renormalization group (RG) transformation, described in subsection II C. The transformation reduces the electron band width D and renormalizes the matrix elements $\mathcal{J}_{\alpha\alpha'}$ of the Kondo Hamiltonian (11) to account for this band reduction. Finally one can calculate the decoherence rate in the second order perturbation theory in renormalized $\mathcal{J}_{\alpha\alpha'}$; the result given by such a treatment equals the sum of infinite perturbation theory series in the initial Hamiltonian.

The RG transformation starts from the bandwidth $D = D_0$ given by Eq. (25), and the initial matrix elements

$$\mathcal{J}_{\alpha\alpha'}(D)|_{D=D_0} = \mathcal{J}_{\alpha\alpha'}^{(0)} [1 + \gamma \cos \omega t] , \quad (42)$$

cf. Eq. (13). While the width D of the band exceeds $\hbar\omega$, the time dependence of the Hamiltonian matrix elements (42) can be treated adiabatically, *i.e.* time t in the right-hand side of Eq. (42) can be considered as just a parameter. The RG equations, derived from the condition of invariance of physical quantities under the transformation, have the same form (30), (33), and (34). The transformation must be stopped when the bandwidth is reduced to the values of the order of the frequency $\hbar\omega$ of the applied ac field. Expanding the solution of the RG equations (30), (33), and (34) with the initial condition (42) in powers of γ up to the first power, we obtain

$$\begin{aligned} \mathcal{J}_{\alpha\alpha'}(D)|_{D \sim \hbar\omega} &= \frac{2\sqrt{\Gamma_\alpha \Gamma_{\alpha'}}}{\Gamma_\alpha + \Gamma_{\alpha'}} \frac{1}{2\nu \ln(\hbar\omega/T_K)} \\ &\times \left[1 + \gamma \frac{\pi \tilde{E}_d}{\Gamma_L + \Gamma_R} \frac{1}{\ln(\hbar\omega/T_K)} \cos \omega t \right] . \end{aligned} \quad (43)$$

The Fermi Golden rule applied to the Hamiltonian (11) with $\mathcal{J}_{\alpha\alpha'}$ given by Eq. (43) yields the following expression for the decoherence rate:

$$\frac{\hbar}{\tau T_K} = \frac{3\pi}{32} \frac{\hbar\omega}{T_K} \frac{1}{[\ln(\hbar\omega/T_K)]^4} \left[\frac{\delta T_K}{T_K} \right]^2 . \quad (44)$$

Here we introduced the relative amplitude

$$\frac{\delta T_K}{T_K} \equiv \gamma \frac{\pi \tilde{E}_d}{\Gamma_L + \Gamma_R} \quad (45)$$

of adiabatic variations of the “time-dependent Kondo temperature”. The latter is defined by

$$T_K(t) \equiv \mu \sqrt{\frac{(\Gamma_L + \Gamma_R)U}{\pi}} \exp \left[-\frac{\pi \tilde{E}_d(t)}{(\Gamma_L + \Gamma_R)} \right] , \quad (46)$$

with

$$\tilde{E}_d(t) = \tilde{E}_d(1 + \gamma \cos \omega t) , \quad (47)$$

cf. Eqs. (37) and (14).

One can see that the amplitude of the ac field enters Eq. (44) through the dimensionless parameter $\delta T_K/T_K$. The value of this parameter, in principle, can be directly measured. Representation of $\hbar/\tau T_K$ in terms of $\delta T_K/T_K$ will allow us to build a universal description of the ac field effect on the Kondo conductance.

As we mentioned before, the spin-flip cotunneling is essentially different from the dot ionization with its subsequent filling. During a process of spin-flip cotunneling, the ionized dot exists only as a virtual state. Therefore, the spin-flip cotunneling persists at frequencies $\min\{E_d, U - E_d\} > \hbar\omega$, leading to the decoherence of the dot spin state without ionization.

B. Effects of spin decoherence on Kondo conductance

As we have just shown, the external ac field is able to flip the dot's spin. Therefore, in the presence of the ac field, the averages of the type $\langle S_j(t_1) S_k(t_2) S_l(t_3) \rangle$ no longer equal $\langle S_j(0) S_k(0) S_l(0) \rangle = \text{Tr} S_j S_k S_l \equiv (i/4) \varepsilon_{jkl}$. In the limiting case $|t_m - t_n| \gg \tau$ ($m \neq n$), the orientations of the dot spin at $t = t_1, t_2, t_3$ are independent of each other, because of the spin-flip cotunneling, and one has

$$\langle S_j(t_1) S_k(t_2) S_l(t_3) \rangle = \langle S_j(t_1) \rangle \langle S_k(t_2) \rangle \langle S_l(t_3) \rangle = 0 .$$

At finite time intervals $|t_m - t_n|$, the spin correlator decays exponentially, with the spin-flip cotunneling rate being the characteristic decay rate:

$$\begin{aligned} \langle \hat{S}_j(t_1) \hat{S}_k(t_2) \hat{S}_l(t_3) \rangle &= (i/4) \varepsilon_{jkl} \exp(-t_{max}/\tau) , \\ t_{max} &\equiv \max\{|t_1 - t_2|, |t_2 - t_3|, |t_1 - t_3|\} . \end{aligned} \quad (48)$$

Equation (48) can be derived using the formalism of equations of motion. In the framework of this formalism, Eq. (48) appears as the solution of the equation

$$\begin{aligned} \frac{\partial}{\partial t_1} \langle \hat{S}_j(t_1) \hat{S}_k(t_2) \hat{S}_l(t_3) \rangle \\ = \langle S(t_3, t_1) \left(i[\hat{H}_{\mathcal{J}}, \hat{S}_j] \right) S(t_1, t_2) \hat{S}_k S(t_2, t_3) \hat{S}_l \rangle_0 \end{aligned} \quad (49)$$

where $S(t, t')$ is the evolution matrix determined by $\hat{H}_{\mathcal{J}}$. Expanding $S(t, t')$ in powers of $\gamma \mathcal{J}_{\alpha\alpha'}^{(0)}$ up to the first power, we arrive at

$$\begin{aligned} & \frac{\partial}{\partial t_1} \langle \hat{S}_j(t_1) \hat{S}_k(t_2) \hat{S}_l(t_3) \rangle \\ &= \frac{1}{\tau} [\theta(t_3 - t_1) \theta(t_2 - t_1) - \theta(t_1 - t_3) \theta(t_1 - t_2)] \\ & \quad \times \langle \hat{S}_j(t_1) \hat{S}_k(t_2) \hat{S}_l(t_3) \rangle, \end{aligned} \quad (50)$$

where τ is given by Eq. (41). Equation (50) with τ given by Eq. (44) can be obtained by expanding the evolution matrix $S(t, t')$ up to the second power in $\gamma \mathcal{J}_{\alpha\alpha'}^{(0)}$, and using the RG technique described in Sec. II C.

The leading effect of the irradiation is in cutting off the logarithmic divergences in the time integrals of type (22). One can easily see that with the time-decaying spin correlation function (48), $G_{\text{peak}}^{(3)}$ is finite even at $T \rightarrow 0$:

$$G^{(3)} = \frac{3\pi^2}{2} \frac{e^2}{\pi\hbar} \nu^3 \left[\mathcal{J}_{LR}^{(0)} \right]^2 \left[\mathcal{J}_{RR}^{(0)} + \mathcal{J}_{LL}^{(0)} \right] \ln \frac{D_0 \tau}{\hbar}. \quad (51)$$

As we have shown in Sec. III A, the spin decoherence by external irradiation does not require ionization of the impurity level, and therefore exists at frequencies below E_d , $U - E_d$.

The effect of the irradiation on the Kondo conductance is not analytic in the intensity of the ac field. It cannot be obtained by a finite-order perturbation theory in γ in the formula (19). To obtain Eq. (51) directly from Eq. (19) using the perturbation theory series in $\mathcal{J}_{\alpha\alpha'}^{(0)}$, one would need to add up all the terms proportional to $[\mathcal{J}_{\alpha\alpha'}^{(0)}]^3 [\gamma \mathcal{J}_{\alpha\alpha'}^{(0)}]^{2n}$.

The finite-order perturbation theory [Eqs. (21) and (51)] can be used to evaluate the Kondo conductance only if the decoherence rate \hbar/τ is much larger than the Kondo temperature T_K . At lower decoherence rates we have to take into account terms of all orders in $\mathcal{J}_{\alpha\alpha'}^{(0)}$. It can be done by means of the Renormalization Group technique described in Sec. II C. One RG equation is to be derived from the condition of invariance of the conductance, given by the second and third orders of the perturbation theory in $\mathcal{J}_{\alpha\alpha'}^{(0)}$ [Eqs. (28) and (51)], similarly to Eq. (30). The other two RG equations can be obtained using the requirement of invariance of the spin current (31) under the RG transformation. The resulting set of equations coincides with the one given by Eqs. (30), (33), and (34). When the decoherence rate exceeds the temperature T , the RG transformation must be stopped when the bandwidth D reaches \hbar/τ rather than T . Then the linear conductance can be evaluated in the second order perturbation theory in the renormalized exchange constants \mathcal{J}_{LR} , given by Eq. (36) with $D = \hbar/\tau$:

$$G_{\text{peak}} = \frac{3\pi^2}{16} \frac{1}{[\ln(\hbar/\tau T_K)]^2} G_U. \quad (52)$$

Here $\hbar/\tau T_K$ is determined by Eq. (44). Equation (52) is the central formula of this section. It defines the conductance of the quantum dot as a function of two dimensionless parameters: $\hbar\omega/T_K$ and $\delta T_K/T_K$ [Eq. (45)].

The region of validity of Eq. (52) is determined by the condition

$$\frac{\hbar}{\tau T_K} \gtrsim 1, \quad (53)$$

and corresponds to the regime of strong suppression of the Kondo effect by the external ac field. At fixed strength of the ac field the spin-flip rate (41) decreases with the decrease of ac field frequency ω . Correspondingly, the peak conductance (52) grows. The crossover from weak to strong [$G \sim G_U$] Kondo effect occurs when $\hbar/\tau \sim T_K$. Equations (41) and (44) show that this value of \hbar/τ is reached while $\hbar\omega/T_K \gg 1$.

IV. WEAK SPIN DECOHERENCE

In this section we consider the regime of “intermediate suppression” of the Kondo effect by the ac radiation. By “intermediate” we mean that the decoherence is relatively weak

$$\hbar/\tau < T_K, \quad (54a)$$

and the formula (52) is no longer valid, but the frequency is still sufficiently high

$$T_K < \hbar\omega, \quad (54b)$$

so that the RG result (44) for the decoherence rate holds. In this regime, the formation of the many-body state is not suppressed, because of Eq. (54a). However, Eq. (54b) allows for sudden spin flips. The complicated nature of the many-body state hampers the quantitative consideration of this regime, and we limit ourselves to qualitative analysis.

When the many-body Kondo resonance is fully formed, the conductance of the dot equals G_U [Eq. (39)] and corresponds to the unitary limit of tunneling through the dot. An act of spin flip destroys the many-body state, and the conductance drops substantially below the value given by Eq. (39). The time necessary for the many-body state to be restored equals approximately \hbar/T_K .¹⁶ Therefore, the fraction of time which the system spends in the highly-conducting ($G \approx G_U$) state equals approximately $1 - a\hbar/\tau T_K$, where $a \sim 1$. The resulting time-averaged conductance of the dot can be estimated as

$$G_{\text{peak}} = \left[1 - a \frac{\hbar}{\tau T_K} \right] G_U. \quad (55)$$

The rate \hbar/τ of the spin-flip processes here is given by Eq. (44). Under conditions (54), parameter a does not depend on the characteristics of the ac field. The value of a should be found from the quantum-mechanical problem of evolution, which starts with a state “prepared” by the flip of the impurity spin, and results eventually in the re-formation of a Kondo polaron. Our qualitative treatment of the regime (54) does not allow us to find the

exact value of the universal coefficient a , which however can be found from a numeric calculation.

At the upper limit of applicability, $\hbar/\tau \sim T_K$, the peak conductance given by Eq. (55) matches the result (52).

V. LOW-FREQUENCY AC FIELD: ADIABATIC APPROXIMATION

In Sections II C and III we considered the case when the isolated spin is only weakly screened by the many-electron state formed around it. The complete screening was suppressed either by relatively high temperature, $T > T_K$, or by large bias $eV_{dc} > T_K$, or by the decoherence. In the case of Sec. IV, the spin-screening cloud is able to form; however, the spin flips, produced by the irradiation, occasionally destroy this many-body state, thus reducing the conductance.

In this section, we consider the case of low frequencies of the ac field $\hbar\omega \ll T_K$, when the energy of a photon is insufficient to flip the dot's spin in the fully formed many-body Kondo state. For the irradiation to be the leading cause of the deviation of the conductance from the unitary limit, we suppose the temperature and bias to be also low, $T, eV_{dc} \ll T_K$. The RG technique we used before is not applicable in this regime. Therefore we need another approach to evaluate the conductance of the quantum dot system and the effects of the external irradiation on it.

The required approach is provided by the scaling theory of Nozières and Blandin.¹⁷ This theory states that the renormalization-group transformation, whose initial stage was described in Sec. II C, can be continued, and finally leads to a fixed point. At the fixed point, the system exhibits Fermi-liquid behavior, and its Hamiltonian has a relatively simple form.¹⁸ This fixed-point Hamiltonian can be used to study the properties of the Kondo system at low temperatures, $T \ll T_K$.^{11,18} Mapping the quantum dot system in the Kondo regime onto the regular one-channel Kondo problem, we can employ the fixed-point Hamiltonian to evaluate the dc current through the dot induced by the applied bias.

The external ac field disturbs the many-particle state formed near the isolated spin, leading to the deviations of the system behavior from that dictated by the (static) fixed-point Hamiltonian. In this section we study the case when the frequency of the field is low ($\hbar\omega \ll T_K$), so that the many-body state is not destroyed but rather adiabatically varied by the ac field, as the level in the dot goes up and down [see Eq. (1a)]. Then the current through the dot can be evaluated with the help of the fixed-point Hamiltonian with time-dependent parameters.

Now we map the problem of transport through the dot onto the regular scattering problem. For this purpose, it is convenient to use the basis of s and p scattering states rather than that of the left-lead and right-lead states. These two bases are connected by

$$a_{k\sigma}^{(s)} = \xi c_{k\sigma L} + \eta c_{k\sigma R}, \quad a_{k\sigma}^{(p)} = -\eta c_{k\sigma L} + \xi c_{k\sigma R}, \quad (56)$$

where $\xi \equiv \frac{v_L}{\sqrt{v_L^2 + v_R^2}}, \quad \eta \equiv \frac{v_R}{\sqrt{v_L^2 + v_R^2}}.$

The p -states are decoupled from the dot, so the dot-lead coupling term in the Anderson Hamiltonian (1a) has the form

$$\sqrt{v_L^2 + v_R^2} \sum_{k,\sigma} \left(a_{k\sigma}^{(s)\dagger} d_\sigma + \text{H.c.} \right).$$

The initial basis $c_{k\sigma\alpha}$ is composed of the states residing entirely in the left or right lead, which is convenient for the problem of two leads connected by a weak link, when the inter-lead tunneling is to be considered as a perturbation. In terms of incident and reflected/transmitted waves, these states correspond to the waves incident from one of the leads to the dot and completely reflected back to the same lead. Therefore the s -waves of Eq. (56), which enter the new basis, have the scattering phase equal to $\pi/2$.

Making the Schrieffer-Wolff transformation, we arrive to the regular Kondo problem, which at low temperatures can be studied with the help of the fixed-point Hamiltonian.¹⁸ Under these conditions, the s -wave electrons, interacting via the isolated spin, form the screening cloud. This many-body state still has the Fermi-liquid properties, though its scattering characteristics are different from those of just an isolated spin. One of the principal differences is the shift of the scattering phase by $\pi/2$ for the states at the Fermi level.¹¹ This suggests another change of the basis for the sake of convenience: from s -waves having the scattering phase equal to $\pi/2$, $a_{k\sigma}^{(s)}$, to those with the scattering phase π .

The formal relation between the $a_{k\sigma}^{(s)}$ and the new basis, which we denote $b_{k\sigma}$, is given by

$$b_{k\sigma} \equiv \int dx e^{ikx} \hat{\Psi}_\sigma(x),$$

$$\hat{\Psi}_\sigma(x) = \exp \left[i\pi \int_{-\infty}^x dx' g(x') \right] \hat{\psi}_\sigma^{(s)}(x),$$

$$\hat{\psi}_\sigma^{(s)}(x) \equiv \int dk e^{-ikx} a_{k\sigma}^{(s)}, \quad (57)$$

where $g(x)$ is an arbitrary function obeying $\int_{-\infty}^{\infty} dx' g(x') = 1$. The “coordinate” x was introduced for convenience to separate the incoming and outgoing parts of the scattering states, which correspond to negative and positive values of x respectively.

Before the scattering region [$x \rightarrow -\infty$ in Eq. (57)], the wave functions of the states $b_{k\sigma}$ and $a_{k\sigma}^{(s)}$ coincide. Therefore the states

$$c_{k\sigma L}^{(\text{in})} = \xi b_{k\sigma} - \eta a_{k\sigma}^{(p)}, \quad c_{k\sigma R}^{(\text{in})} = \eta b_{k\sigma} + \xi a_{k\sigma}^{(p)} \quad (58)$$

represent waves incident from a left or right lead only. Passing the scattering region, the wave function of the

state $b_{k\sigma}$ acquires an extra phase of π as compared to that of $a_{k\sigma}^{(s)}$. Then one can see that the states

$$c_{k\sigma L}^{(\text{out})} = -\xi b_{k\sigma} - \eta a_{k\sigma}^{(p)}, \quad c_{k\sigma R}^{(\text{out})} = -\eta b_{k\sigma} + \xi a_{k\sigma}^{(p)} \quad (59)$$

have an outgoing wave only in the left or right lead respectively. The current operator in terms of these states equals simply

$$\hat{I}(V) = \sum_{k,\sigma} \left(c_{k\sigma L}^{(\text{out})\dagger} c_{k\sigma L}^{(\text{out})} - c_{k\sigma R}^{(\text{out})\dagger} c_{k\sigma R}^{(\text{out})} \right). \quad (60)$$

The fixed-point Hamiltonian in the basis $b_{k\sigma}$, $a_{k\sigma}^{(s)}$ has a relatively simple form:¹⁸

$$\begin{aligned} \hat{H}_{\text{fp}} = & v_F \sum_{k\sigma} k b_{k\sigma}^\dagger b_{k\sigma} + v_F \sum_{k\sigma} k a_{k\sigma}^{(p)\dagger} a_{k\sigma}^{(p)} \\ & - \frac{v_F}{\nu T_K} \sum_{k_1 k_2 \sigma} (k_1 + k_2) b_{k_1 \sigma}^\dagger b_{k_2 \sigma} \\ & + \frac{1}{\nu^2 T_K} \sum_{k_1 k_2 k_3 k_4} : b_{k_1 \uparrow}^\dagger b_{k_2 \uparrow} b_{k_3 \downarrow}^\dagger b_{k_4 \downarrow} : , \end{aligned} \quad (61)$$

where $: \dots :$ denotes normal ordering. The spectrum of electrons is linearized, $\varepsilon_k = v_F k$, since the reduced bandwidth is of the order of $T_K \ll \varepsilon_F$; The Kondo temperature T_K is the only energy scale of the fixed-point Hamiltonian (61).

The third term in Eq. (61) determines the phase shift which a quasiparticle acquires as it passes through the dot. This shift is energy-dependent: it equals π at the Fermi level, as we discussed before; and $\pi + \varepsilon_k/T_K$ in general case.¹¹ In terms of waves incident from the left or right lead, such behavior of the phase shift is analogous to those in tunneling through a resonant state tied to the Fermi level. The fourth term in the Hamiltonian describes the interaction of the quasiparticles of the Fermi liquid at the fixed point. The p -waves are not affected by the Kondo screening, so the Hamiltonian for them has the same form as the one given by Eqs. (1a), (56).

Using the Hamiltonian (61), we can rewrite the current operator (60) in the form more convenient for the further calculations:

$$\hat{I}(V) = (2\eta\xi)^2 \left\{ \frac{e^2}{\pi\hbar} V - \frac{ie}{\hbar} \left[\hat{H}_{\text{fp}}, \sum_{k,\sigma} c_{k\sigma R}^{(\text{out})\dagger} c_{k\sigma R}^{(\text{out})} \right] \right\}. \quad (62)$$

The first term in Eq. (62) is the current that would flow if all the states were able for resonant tunneling through the dot; the scattering between the left- and right-incident species (which is just backscattering when $\xi = \eta$) reduces the magnitude of the current, and is accounted for by the second term.

To evaluate the conductance of the dot, we employ the Keldysh technique (19), treating the last two terms of Hamiltonian (61) as a perturbation. At infinitely small

temperature and bias, the current through the dot is transferred by electrons at the Fermi level. The transmission coefficient for these electrons equals $(2\xi\eta)^2$, *i.e.* the second (backscattering) term in the current operator (62) yields zero. Therefore the dot at this conditions has maximum conductance, $G = G_U \equiv (e^2/\pi\hbar)(2\eta\xi)^2$. At finite temperatures, the electrons which facilitate the current are spread within a strip of width T near the Fermi level. The departure of the particle energy from the Fermi level in the system (61) leads to the deviation of its scattering phase from π , *i.e.* from the resonance. Therefore the conductance in this case will be lower than G_U . Indeed, substituting Eqs. (62) and (61) into Eq. (19) and employing the second order of the perturbation theory in the last two terms of Hamiltonian (61), we arrive at

$$\begin{aligned} G_{\text{peak}}(T) = & \frac{e^2}{\pi\hbar} (2\eta\xi)^2 \left\{ 1 - \frac{v_F}{\nu T_K^2} \sum_k k^2 \left[-\frac{df(v_F k)}{dk} \right] \right. \\ & - \frac{2}{v_F \nu^3 T_K^2} \sum_{k_1 k_2 k_3} \left[-\frac{df(v_F k_1)}{dk_1} \right] f(v_F k_2) \\ & \times [1 - f(v_F k_3)] f[v_F(k_1 - k_2 + k_3)] \left. \right\} \\ = & \left[1 - \pi^2 \left(\frac{T}{T_K} \right)^2 \right] G_U, \end{aligned} \quad (63)$$

where $f(\varepsilon) \equiv 1/[\exp(\varepsilon/T) + 1]$ is the Fermi distribution function. One can see from Eq. (63) that the conductance of the quantum dot system at low temperatures decreases with growth of the temperature. This behavior has been observed experimentally^{4,5} and is analogous to the decrease of the resistivity in a regular Kondo system (bulk metal with magnetic impurities).

The differential conductance of the dot at finite bias V_{dc} , with $T \ll eV_{\text{dc}} \ll T_K$, can be derived analogously to Eq. (63). The resulting formula

$$G(V_{\text{dc}}) = \left[1 - \frac{3}{8} \left(\frac{eV_{\text{dc}}}{T_K} \right)^2 \right] G_U \quad (64)$$

shows that $G(V_{\text{dc}})$ decreases with the growth of the bias applied to the dot.

Slow ($\hbar\omega \ll T_K$) ac field results in adiabatic time-dependence of Kondo temperature, see Eq. (46). The time-dependent part of the Hamiltonian (61) with $1/T_K(t)$ given by Eq. (46) accounts for the interaction of quasiparticles with ac field. To consider this part of Hamiltonian in the conventional terms of electron-photon interaction, we expand $1/T_K(t)$ in Fourier series:

$$\frac{1}{T_K(t)} \equiv \sum_n \frac{1}{T_K^{(n)}} e^{in\omega t} \quad (65)$$

After an act of photon absorption, a quasiparticle facilitating the current is transferred from the Fermi level,

i.e. away from the resonance. As a result, at low temperatures the ac field must reduce the conductance of a quantum dot in the Kondo regime. At $\hbar\omega \ll T_K$, the conductance can be calculated in the second order of the perturbation theory in the time-dependent part of the Hamiltonian. Substituting Eq. (65) into Eq. (61), and then using the Keldysh formalism (19) to evaluate the conductance we arrive at

$$G_{\text{peak}} = \left\{ 1 - \sum_n \left(\frac{1}{T_K^{(n)}} \right)^2 \left[\frac{v_F^2}{\nu} \sum_k k^2 \delta(v_F k - n\hbar\omega) + \frac{2}{\nu^3} \sum_{k_1 k_2 k_3} \delta(v_F k_1 - n\hbar\omega) \theta(v_F k_2) \times [1 - \theta(v_F k_3)] \theta[v_F(k_1 - k_2 + k_3)] \right] \right\} G_U$$

$$= \left\{ 1 - 3 \sum_n \left(\frac{\hbar n \omega}{T_K^{(n)}} \right)^2 \right\} G_U, \quad (66)$$

where for simplicity we set temperature to zero. Transforming Eq. (66) back from $1/T_K^{(n)}$ to $1/T_K(t)$ [Eq. (65)], we finally obtain

$$G_{\text{peak}} = \left\{ 1 - 3 \left(\overline{\frac{d}{dt} \frac{1}{T_K(t)}} \right)^2 \right\} G_U \quad (67)$$

$$\approx \left\{ 1 - \frac{3}{2} \left(\frac{\delta T_K}{T_K} \right)^2 \left(\frac{\hbar\omega}{T_K} \right)^2 \right\} G_U,$$

where $\overline{\quad}$ denotes averaging over the period of variation of $T_K(t)$, and $\delta T_K/T_K$ is defined by Eq. (45).

The single-photon decoherence processes described in Sec. III A do not occur in this regime, because the energy necessary to flip the dot's spin is increased by its interaction with the screening "spin cloud" in the leads, and is of the order of $T_K \gg \hbar\omega$. The rate of the spin flip due to many-photon processes is exponentially small in $T_K/\hbar\omega$.

VI. SCALING FORMULA FOR THE CONDUCTANCE

In this section we summarize the results obtained in Secs. III–V for the effect of the periodic modulation of the dot's potential on the Kondo conductance.

In the absence of ac irradiation, the quantum dot system is described by a number of physical parameters, see Eqs. (11), (14). However, in the Kondo regime all these parameters combine into a single relevant energy scale, T_K , see Eq. (37), controlling the behavior of the system, see, *e.g.*, Eqs. (38), and (63). The periodic modulation $V_{\text{dot}} \cos \omega t$ of the dot potential adds two more parameters to the initial Hamiltonian (11), and, most importantly, drives the system into a non-equilibrium state. Surprisingly, such a drastic perturbation does not

break down the universal description of the problem, and the Kondo temperature remains the only relevant energy scale. We have shown that the effect of the irradiation is described by two dimensionless parameters $\hbar\omega/T_K$ and $\delta T_K/T_K \propto V_{\text{dot}}$, where δT_K has the meaning of the adiabatic variation of the Kondo temperature under the influence of ac modulation, see Eq. (45).

At sufficiently large frequencies ω of the ac field, when

$$\frac{\hbar\omega}{T_K} > \frac{32}{3\pi} \frac{[\ln(\delta T_K/T_K)]^4}{[\delta T_K/T_K]^2}, \quad (68)$$

the rate \hbar/τ of the spin-flip cotunneling exceeds the Kondo temperature T_K . The spin-flip cotunneling brings decoherence into the spin dynamics of the dot, destroying the Kondo resonance. Small lifetime of the Kondo resonance leads to a significant suppression of the Kondo effect, see Sec. III B. The dependence of the zero-bias dc conductance G_{peak} of the dot on the power and frequency of the ac field is given by Eqs. (52) and (44).

Upon lowering the frequency ω , condition (68) breaks down, and \hbar/τ becomes smaller than the Kondo temperature. Under such conditions, the strong suppression of the Kondo conductance is not possible. However, the conductance still may deviate from the unitary limit G_U . The violation of the condition (68) occurs while $\hbar\omega$ still exceeds T_K . The zero-bias conductance in this regime can be estimated by Eq. (55) and (44).

At frequencies below the Kondo temperature, the ac field is unable to flip the spin of the dot, and the spin-flip cotunneling does not occur. In this regime, the ac-driven deviation from the unitary limit is small and can be accounted within the framework of the Fermi-liquid description.¹¹ The main role of the ac field is to scatter the conduction electrons, transferring them to the energies off the Fermi level. These scattered electrons miss the Kondo resonance, which is tied to the Fermi level. It produces the small deviation of the dc conductance G_{peak} from the unitary limit, see Sec. V, Eq. (67).

The results obtained for these three regimes match each other on the corresponding limits of applicability. It allows us to piece together the dependence of G_{peak} on $\delta T_K/T_K$ and $\hbar\omega$ in a broad frequency range, see Fig. 2.

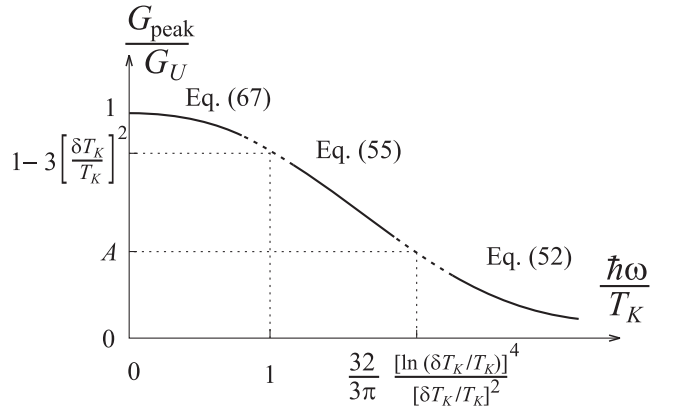


FIG. 2. The zero-bias Kondo conductance G_{peak} of a quantum dot monotonically decreases with the increase of the frequency $\hbar\omega$ of modulation of the dot potential. The plot shows the dependence of G_{peak} on $\hbar\omega$ at fixed amplitude $eV_{\text{dot}} \propto \delta T_K/T_K$ of the modulation. The conductance in the unitary limit G_U is given by Eq. (39). The value of G_{peak}/G_U at $\hbar/\tau = T_K$ is denoted by $A \lesssim 1$; this value can be found from numeric calculation.

This dependence allows us to conjecture that at small $\delta T_K/T_K$ the conductance can be cast in the following form:

$$\frac{G_{\text{peak}}}{G_U} = F \left[\left(\frac{\delta T_K}{T_K} \right)^2 f \left(\frac{\hbar\omega}{T_K} \right) \right], \quad (69)$$

with two universal functions $F(x)$ and $f(y)$. Each of the functions depends on only one variable; they have the following asymptotes

$$F(x) = \begin{cases} 1 - ax, & \text{if } x \ll 1, \\ \frac{3\pi^2}{16} \frac{1}{(\ln x)^2}, & \text{if } x \gg 1, \end{cases} \quad (70)$$

and

$$f(y) = \begin{cases} \frac{1}{a} 3y^2, & \text{if } y \ll 1, \\ \frac{3\pi}{32} \frac{y}{(\ln y)^4}, & \text{if } y \gg 1. \end{cases} \quad (71)$$

The numerical parameter $a \sim 1$ is introduced and discussed in Sec. IV. When $\hbar\omega \gg T_K$, the argument of function F has the meaning of dimensionless decoherence rate $\hbar/\tau T_K$.

VII. CONDUCTANCE SUPPRESSION BY AC BIAS

In sections III–VI we considered the effects of modulation of the dot potential on the Kondo conductance. In the present section we study the conductance in the system where the ac field is applied to the leads, thus creating alternating bias V_{ac} . The parameters characterizing such a field are the dimensionless amplitude eV_{ac}/T_K and frequency $\hbar\omega'/T_K$.

First we consider the case of “fast” ac bias, $\hbar\omega' \gg \max\{T_K, eV_{\text{ac}}\}$. Under these conditions, the ac bias affects the Kondo conductance through the decoherence of the dot’s spin. The dependence of the corresponding decoherence rate \hbar/τ' on the amplitude and frequency of the ac bias can be calculated with the help of the Renormalization Group technique which we used in Sec. II C, III A, and III B. The resulting expression reads

$$\frac{\hbar}{\tau' T_K} = \frac{1}{\pi} \frac{G_U}{e^2/\pi\hbar} \left(\frac{eV_{\text{ac}}}{T_K} \right)^2 \frac{T_K}{\hbar\omega'} \frac{1}{[\ln(\hbar\omega'/T_K)]^2}. \quad (72)$$

Note that, in contrast to the ac modulation of the gate voltage (Sec. III A), in the case of ac bias the rate of decoherence decreases with the growth of the field frequency ω' . The parameter

$$\frac{G_U}{e^2/\pi\hbar} \equiv \frac{4\Gamma_L\Gamma_R}{(\Gamma_L + \Gamma_R)^2}$$

characterizes the asymmetry in the dot, and emerges in the expressions for quantities associated with electron transfer between the leads.

When $\hbar/\tau' T_K > 1$, the conductance can be evaluated by means of the perturbation theory, see Sec. II C. The decaying function $\langle S_j(t_1) S_k(t_2) S_l(t_3) \rangle$, which enters the terms of the perturbation theory, provides the large-time cut-off for the integrals in equations of the type (22). The derivation of the expressions for the conductance is identical to the one given in Sec. III B, cf. Eq. (52). The final formula reads

$$G_{\text{peak}} = \frac{3\pi^2}{16} \frac{1}{[\ln(\hbar/\tau' T_K)]^2} G_U, \quad (73)$$

with $\hbar/\tau' T_K$ given by Eq. (72).

At smaller amplitudes, $\hbar/\tau' T_K < 1$, the ac bias is unable to suppress the formation of the Kondo many-electron state. For this case we may repeat the reasoning of Sec. IV. As the result, we obtain

$$G_{\text{peak}} = \left[1 - a \frac{\hbar}{\tau' T_K} \right] G_U, \quad (74)$$

i.e. the Kondo conductance is only weakly suppressed.

In the opposite limit of slow variations of bias, $\hbar\omega' \ll \max\{T_K, eV_{\text{ac}}\}$, one can use the adiabatic approximation,

$$G_{\text{peak}} = \overline{G(V_{\text{ac}} \cos \omega' t)}. \quad (75)$$

Here $G(V)$ is the differential dc conductance at finite bias V , and $\overline{\dots}$ denotes averaging over the period of variation of ac bias. For $eV/T_K \ll 1$, the conductance is given by Eq. (64). Substituting it into Eq. (75), we obtain

$$G_{\text{peak}} = \left\{ 1 - \frac{3}{16} \left(\frac{eV_{\text{ac}}}{T_K} \right)^2 \right\} G_U. \quad (76)$$

In the opposite case, $eV_{\text{ac}}/T_K \gg 1$, we obtain using Eqs. (40) and (75):

$$G_{\text{peak}} = \frac{3\pi^2}{16} \frac{1}{[\ln(eV_{\text{ac}}/T_K)]^2} G_U. \quad (77)$$

Figure 3 shows the possible regimes of the ac bias effect on the Kondo conductance of a dot. At

$$\hbar\omega' \ll \max\{eV_{\text{ac}}, T_K\}, \quad (78a)$$

the peak conductance depends only on eV_{ac}/T_K , see Eqs. (76), (77). In the opposite case of high frequencies,

$$\hbar\omega' \gg \max\{eV_{ac}, T_K\}, \quad (78b)$$

the peak conductance depends only on $\hbar/\tau' T_K$, see Eqs. (73), (74). Thus in both regions (78a) and (78b), G_{peak} is a function of a single variable. However, the corresponding variables are different in the two regions. Therefore, at the crossover between these two frequency domains, the peak conductance $G_{\text{peak}}(\hbar\omega'/T_K, eV_{ac}/T_K)$ can not be cast into a simple form of a single-variable function.

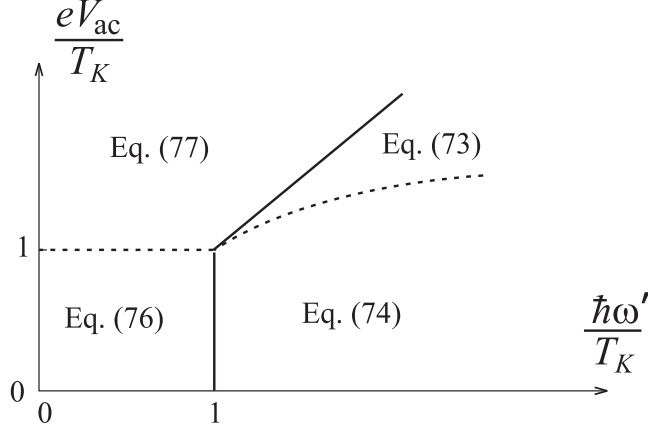


FIG. 3. The regimes of the ac bias effect on the Kondo conductance. The solid line is the border between the two domains (78a) and (78b). The dashed line separates the regimes of weak (below the line) and strong (above the line) suppression of the Kondo conductance in each of these two domains.

It is instructive to consider the peak conductance as a function of the frequency ω' at a fixed field amplitude eV_{ac} . At small amplitudes, $eV_{ac}/T_K \ll 1$, the suppression of the Kondo effect is weak at any frequency. At stronger fields, $eV_{ac}/T_K \gg 1$, the Kondo effect is suppressed far below the unitary limit at low frequencies. The height of the zero-bias peak grows with the increase of the field frequency ω' , see Fig. 4. The description of the crossover between the regimes (78a) and (78b) is developed in Appendix A.

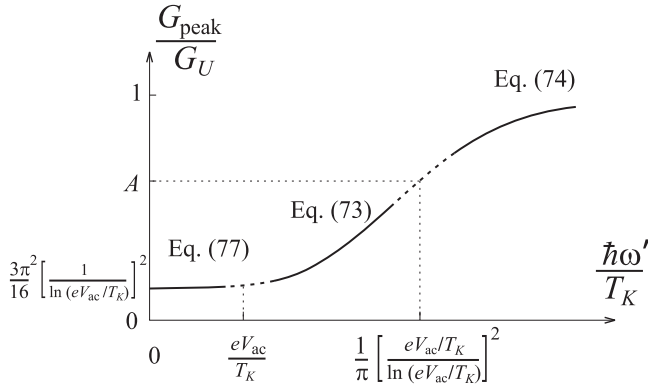


FIG. 4. The suppression of the Kondo effect with ac bias weakens, as the frequency $\hbar\omega'$ of the bias grows. The plot shows the dependence of the dc zero-bias conductance G_{peak} on $\hbar\omega'$ at fixed bias amplitude $V_{ac} \gg T_K/e$.

VIII. SATELLITE CONDUCTANCE PEAKS

In Sections III–VII of this paper we mostly concentrated on the effects of the ac field on the zero-bias Kondo conductance G_{peak} . In this section we study how the ac field modifies the finite-bias differential Kondo conductance $G(V_{dc})$.

Without an ac field, the dependence of the differential Kondo conductance on V_{dc} is given by Eq. (64) for $eV_{dc} \ll T_K$ and by Eq. (40) for $eV_{dc} \gg T_K$. As we have seen from the previous sections, the ac field reduces the height of the zero-bias peak, $G_{\text{peak}} \equiv G(V_{dc} = 0)$.

Another effect of external irradiation on the differential conductance $G(V_{dc})$ is in producing satellite peaks at $eV_{dc} = \pm n\hbar\omega$. If an external ac field is applied, then, at $eV_{dc} = \pm n\hbar\omega$, a tunneling electron can hop from a state at the Fermi level in one lead to a state at the Fermi level in the other lead, emitting or absorbing n photons. Thus at finite bias the external irradiation can effectively put a tunneling electron into zero-bias conditions, and the Kondo anomaly in the conductance is revived. The height of these peaks can be calculated from the formula (19) similarly to Eq. (24). At low enough irradiation level, $\gamma \ll 1$, it is sufficient to consider only one-photon processes, accounted for by the Hamiltonian (11) with the coupling constants $\mathcal{J}_{\alpha\alpha'}(t)$ given by Eqs. (13)–(15). In this approximation, we will be able to describe the first pair of satellite peaks, which emerge next to the main, zero-bias, peak. The resulting correction to the conductance at $e|V_{dc}|$ close to $\hbar\omega$ has the form

$$G_{\text{stl},\pm}^{(3)}(V_{dc}) = \frac{3\pi^2}{8} \frac{e^2}{\pi\hbar} \nu^3 \left[\mathcal{J}_{LR}^{(0)} \right]^2 \left[\mathcal{J}_{RR}^{(0)} + \mathcal{J}_{LL}^{(0)} \right] \gamma^2 \times \int_{-\infty}^0 dt (-t) \exp(-|t|/\tau_{\text{stl}}) \times \left(\frac{\pi T}{\hbar} \right)^2 \frac{\cos[(eV_{dc} \pm \hbar\omega)t/\hbar]}{\sinh^2(\pi T t/\hbar) + (T/D_0)^2}. \quad (79)$$

When $eV \neq \pm \hbar\omega$, the cosine function cuts off the logarithmic divergence here. However, when $eV_{dc} \rightarrow \pm \hbar\omega$, the cosine factor becomes essentially constant [cf. Eq. (24) at $V_{dc} \rightarrow 0$], and the differential conductance has a peak again. At $T \rightarrow 0$, the height of the satellite conductance peak is determined by the spin decoherence rate \hbar/τ_{stl} . We must mention that τ_{stl} may be significantly shorter than τ given by Eq. (41). The time τ characterizes the spin decoherence at zero bias, whereas the satellite corresponds to a finite bias $eV_{dc} = \pm \hbar\omega$. In the latter case, the spin decoherence occurs mostly due to the tunneling of electrons through the dot (see Fig. 5, and also Ref. 19). The rate of this process at $\hbar\omega \gg T_K$ is given by

$$\frac{\hbar}{\tau_{\text{stl}}} = \frac{1}{2\pi} \hbar\omega \frac{\Gamma_L \Gamma_R}{\bar{E}_d^2}. \quad (80)$$

To extend the result (80) to lower frequencies $\hbar\omega \gtrsim T_K$, we employ the RG technique. As the result, we obtain the decoherence rate as a function of the universal parameter $\hbar\omega/T_K$:

$$\frac{\hbar}{\tau_{\text{stl}} T_K} = \frac{3\pi}{32} \frac{G_U}{e^2/\pi\hbar} \frac{\hbar\omega/T_K}{[\ln(\hbar\omega/T_K)]^2}. \quad (81)$$

Note that Eqs. (80) and (81) imply $eV_{\text{dc}} \approx \hbar\omega$.

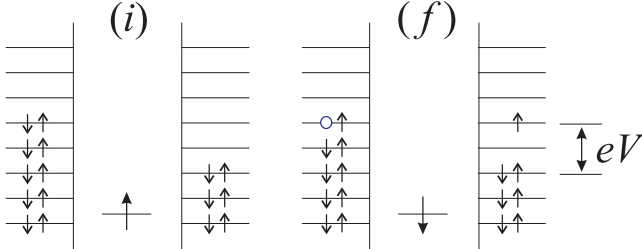


FIG. 5. At finite bias, the coherence of the spin state of the dot can be lost in an act of cotunneling, when an electron leaves the dot to the lower voltage lead, and another electron enters it from the higher voltage lead.

Using the RG technique, we derive the formula for $G_{\text{stl},\pm}(V_{\text{dc}})$, which is the contribution of one-photon processes to the differential dc conductance:

$$G_{\text{stl},\pm}(V_{\text{dc}}) = \left[\ln \frac{\sqrt{(\hbar/\tau_{\text{stl}})^2 + (eV_{\text{dc}} \pm \hbar\omega)^2}}{T_K} + \ln \frac{\hbar\omega}{T_K} \right]^{-4} \times \frac{3\pi^2}{4} \left[\frac{\delta T_K}{T_K} \right]^2 G_U. \quad (82)$$

One can see from Eqs. (81)–(82) that G_{stl} depends on the parameters of irradiation only through the universal variables $\delta T_K/T_K$ and $\hbar\omega/T_K$. The details of derivation of Eq. (82) are given in Appendix B.

The full expression for $G(V_{\text{dc}})$ reads

$$G(V_{\text{dc}}) = G_{\text{main}}(V_{\text{dc}}) + G_{\text{stl},+}(V_{\text{dc}}) + G_{\text{stl},-}(V_{\text{dc}}). \quad (83)$$

Here G_{main} accounts for the tunneling through the dot without absorption/emission of photons and is responsible for the zero-bias Kondo peak. The other two terms in Eq. (83) describe the satellite peaks in $G(V_{\text{dc}})$.

As the criterion for resolution of the satellites, we adopt the requirement that the function $G(V_{\text{dc}})$ must be non-monotonic on the sides of the zero-bias peak. This requirement can be reformulated as:

$$\frac{\delta T_K}{T_K} > 1, \quad \frac{\hbar\omega}{T_K} \gg 1. \quad (84)$$

In the derivation of the condition (84) we used Eq. (83) with $G_{\text{main}}(V_{\text{dc}})$ given by Eq. (40). Such a form of the elastic Kondo conductance G_{main} should be used because at $e|V_{\text{dc}}| \sim \hbar\omega$ it is suppressed mainly due to the finite bias rather than due to the decoherence, since $\hbar\omega \gg \hbar/\tau_{\text{stl}} \gg \hbar/\tau$.

The above consideration was performed for the ac field applied to the gate. The case of ac bias is can be considered similarly. The third-order perturbation theory result for the shape of satellite peak may be obtained from Eqs. (79) and (82) by replacing γ^2 with $(\gamma')^2$. The RG treatment yields

$$G_{\text{stl},\pm}(V_{\text{dc}}) = \left[\ln \frac{\sqrt{(\hbar/\tau_{\text{stl}})^2 + (eV_{\text{dc}} \pm \hbar\omega)^2}}{T_K} + \ln \frac{\hbar\omega}{T_K} \right]^{-4} \times \left[\ln \frac{\hbar\omega}{T_K} \right]^4 \frac{3\pi^2}{4} \left[\frac{eV_{\text{ac}}}{\hbar\omega'} \right]^2 G_U. \quad (85)$$

The condition for the satellite peaks to be clearly visible takes the form

$$\frac{eV_{\text{ac}}}{\hbar\omega'} > 1, \quad \frac{\hbar\omega}{T_K} \gg 1. \quad (86)$$

Conditions (84) and (86), together with Eq. (52), demonstrate that upon the increase of the amplitude of the ac field, the zero-bias peak is suppressed first, and only after that the satellite peaks may become distinguishable from the background conductance.

IX. COMPARISON WITH EXPERIMENT

In this section, we discuss possible ways of comparison of the theory presented here with experiments. Ideally, one should measure the dc conductance through a dot while applying the ac bias to the gates or leads in a controllable way, and varying its frequency ω and amplitude in a broad range. Our results predict that the data obtained at various values of T_K should be scalable, when using the proper dimensionless variables, Eqs. (70), (71), (73), (74), (76), and (77). We predict also that at a fixed magnitude of ac field, the suppression of the Kondo effect becomes more severe with the increase of ω , if the applied field modulates the gate potential; the dependence on ω in the case of ac field applied to the leads is opposite. If ω significantly exceeds T_K , see Eqs. (84) and (86), observation of “satellites” at $eV = \hbar\omega$ of the main Kondo singularity may become possible. The appearance of even small side peaks though is associated with a strong suppression of the zero-bias Kondo singularity.

Presently, there is only one experiment aimed at observation of effects of irradiation on the Kondo conductance in the quantum dot.¹² In the analysis of this experiment below, we will see that the frequencies used were of the order of T_K , and the range of ω was less than one decade. In addition, it was impossible to calibrate the amplitude of the field applied to the device; the attenuation coefficients were frequency-dependent. Therefore, one could not perform the measurements of $G_{\text{peak}}(\omega)$ at a fixed field amplitude. However, it was possible to measure the dependence of the peak conductance on the amplitude of the applied field at a discrete set of fixed frequencies.

The ac source was powerful enough to allow the authors of Ref. 12 to completely suppress the Kondo anomaly. Nominally, the ac field was applied to the gate, but it was apparently hard to exclude “leaking” of the field to other electrodes of the device.²⁰ It creates further ambiguity in the interpretation of the experimental results.

The Kondo temperature of the system can be found from the dependencies $G_{\text{peak}}(T)$ and $G(V_{\text{dc}})$ measured in the absence of irradiation. Comparing the experimental results with the theory [Eqs. (63) and (64)], we obtain the estimate $T_K \sim 30 - 60 \mu\text{eV}$. The external irradiation was applied through a high-frequency coaxial cable, coupled capacitively to the gate. The frequency of the irradiation ranged from 10 GHz to 50 GHz (*i.e.* $\hbar\omega$ between $40\mu\text{eV}$ and $200 \mu\text{eV}$).

The zero-bias Kondo peak was clearly observed in the $G(V_{\text{dc}})$ dependence, when no ac field was applied. With the increase of the amplitude of the ac field, the height of the zero-bias peak decreased for each of the frequencies used. Such a behavior is in agreement with our conclusion that irradiation must suppress the Kondo effect in a quantum dot even when dot ionization does not occur. Also, the satellites did not appear, in agreement with our theory for $\hbar\omega \sim T_K$, see Sec. VIII.

The authors of Ref. 12 attempted the data collapse for the dependence of G_{peak} on the amplitude V_{irr} and frequency ω of the ac field. In this procedure, V_{irr} was scaled by some frequency-dependent parameter, in order to bring to a single curve the dependencies G_{peak} *vs.* V_{irr} measured at different values of ω . Successful data collapse means that a universal dependence exists,

$$G_{\text{peak}} = F[V_{\text{irr}}f(\hbar\omega)]. \quad (87)$$

In the experiment¹² the scaled curves coincided with good precision, see Fig. 7 of Ref. 12 for conductances G_{peak} ranging from the unitary limit down to values small compared with G_U . Our theory indeed allows for such a single-parameter scaling (87), see Eqs. (70) and (71) and Fig. 2, in the case of ac modulation of the gate voltage. On the contrary, according to Fig. 3 scaling of the type (87) would be possible only in the domain of large or small conductances, if the ac field of frequency $\omega \sim T_K$ is applied to the leads.

We must mention here that the experimentally measured¹² Kondo conductance was suppressed by the irradiation uniformly across the Coulomb blockade valley, including its middle point, where $E_d = U - E_d$. In our theory, however, the suppression is not uniform, and vanishes at $E_d = U/2$, if the ac field is applied to the gate [see Eqs. (15), (44), and (45)]. We see two possible reasons for the discrepancy. First, our conclusion is valid for a weak modulation only. This condition most probably was not satisfied in the experiment¹² performed at $\hbar\omega \sim T_K$; at such frequencies strong modulation of the gate potential, $\delta T_K \sim T_K$, is required to achieve significant suppression of the Kondo effect. Second, leakage of the ac field to the leads would result in suppression of

the Kondo conductance by ac bias. This effect is not so sensitive to a specific value of E_d , see Section VII.

X. CONCLUSION

We considered the Kondo conductance of a quantum dot subjected to ac field. We have shown that, despite the essentially non-equilibrium character of the problem, the Kondo temperature T_K [Eq. (37)] remains the only relevant energy scale. The dc Kondo conductance depends on the ac field only through two dimensionless variables which are the frequency and the amplitude of the ac perturbation divided by T_K . In terms of these two variables, conductance is a universal function. The form of this function, and the relation of the perturbation amplitude to the “bare” value of the ac field amplitude, depends on the way the ac field is applied.

If the ac field is applied to the gate, then the strength of the perturbation is characterized by the amplitude δT_K of adiabatic variations of the Kondo temperature, see Eqs. (45)–(47). At low frequencies, $\hbar\omega < T_K$, the conductance is close to the unitary limit [Sec. V, Eq. (67)]. At higher frequencies, $\hbar\omega > T_K$, the ac field suppresses the Kondo effect by means of the decoherence of the dot’s spin (Sec. III, IV). The value of the zero-bias conductance decreases with the increase of the frequency ω of the ac field. The results we obtained for the modulation of the gate voltage are summarized in Sec. VI.

If the ac field is applied across the dot, then the proper variable is the corresponding dimensionless bias between the leads, V_{ac}/T_K . A “slow” field, $\hbar\omega' < \max\{eV_{\text{ac}}, T_K\}$, suppresses the Kondo effect essentially the same way as a finite dc bias does, see Eqs. (76), (77). A “fast” ac field, $\hbar\omega' > \max\{eV_{\text{ac}}, T_K\}$, affects the Kondo conductance through the decoherence of the dot spin [Eqs. (72), (73), (74)]. At the fixed amplitude of the field, the suppression of the Kondo effect diminishes with the increase of the ac field frequency ω' .

The ac field also produces satellite peaks in the dependence of the differential dc conductance on the dc bias. However, the satellite maxima in the conductance are inevitably small, see Sec. VIII.

The analysis of the experiment¹² [Sec. IX] demonstrates good agreement between our theoretical results and the results of the experiment.

ACKNOWLEDGMENTS

The work at the University of Minnesota was supported by NSF Grant DMR 97-31756. LG acknowledges the hospitality of the Delft University of Technology. LG and AK acknowledge also the hospitality of Institute of Theoretical Physics supported by NSF Grant PHY 94-07194 at University of California at Santa Barbara, where a part of the work was performed. The authors are

grateful to L.P. Kouwenhoven, D. Goldhaber-Gordon and Y. Meir for useful discussions.

APPENDIX A: AC BIAS WITH $eV_{\text{ac}} \sim \hbar\omega'$

In this Appendix we describe the crossover between the regimes of “slow” and “fast” ac bias, which occurs at

$$\hbar\omega' \sim eV_{\text{ac}} \gg T_K, \quad (\text{A1})$$

see Fig. 3. Throughout this Appendix, we will use the finite-order perturbation theory to evaluate the decoherence rate and conductance. The RG technique is abandoned here, since the finite-order perturbation theory is sufficient in the region defined by condition (A1).

1. Decoherence by ac bias

Unlike the case $\gamma' \equiv eV_{\text{ac}}/\hbar\omega' \ll 1$, in the crossover region (A1) the decoherence rate is determined also by many-photon processes. Using the Fermi Golden Rule with the Hamiltonian of Eqs. (11) and (16), we arrive at

$$\frac{\hbar}{\tau'} = \frac{2}{\pi} \frac{\Gamma_L \Gamma_R}{\tilde{E}_d^2} M(\gamma') \hbar\omega', \quad (\text{A2})$$

where $M(x) \equiv -xJ_0(x)J_1(x) + x^2[J_0(x)]^2 + x^2[J_1(x)]^2$. In the case of “fast” ac field, $\gamma' \equiv eV_{\text{ac}}/\hbar\omega' \ll 1$, equation (A2) reduces to

$$\frac{\hbar}{\tau'} = \frac{1}{\pi} \frac{\Gamma_L \Gamma_R}{\tilde{E}_d^2} (\gamma')^2 \hbar\omega'. \quad (\text{A3})$$

The latter formula is similar to Eq. (41) and accounts for single-photon processes only. Equation (A3) is the first term in the perturbation theory series in $\mathcal{J}_{\alpha\alpha'}$ for \hbar/τ' . The summation of leading terms of all orders in $\mathcal{J}_{\alpha\alpha'}$ can be performed with the help of the RG technique, and yields Eq. (72) [cf. Eqs. (41) and (44) respectively].

In the limiting case of “slow” ac bias, $\gamma' \gg 1$, Eq. (A2) is reduced to

$$\frac{\hbar}{\tau'} = \frac{4}{\pi^2} eV_{\text{ac}} \frac{\Gamma_L \Gamma_R}{\tilde{E}_d^2}, \quad (\text{A4})$$

cf. Eq. (80).

2. Conductance

The conductance in the crossover region (A1) can be evaluated with the third-order perturbation-theory series in $\mathcal{J}_{\alpha\alpha'}(t)$. Using Eqs. (11), (16), (19), and (20), we arrive at

$$G_{\text{peak}}^{(3)}(T, V_{\text{dc}}) = \frac{3\pi^2}{2} \frac{e^2}{\pi\hbar} \nu^3 \left[\mathcal{J}_{LR}^{(0)} \right]^2 \left[\mathcal{J}_{RR}^{(0)} + \mathcal{J}_{LL}^{(0)} \right] \times \int_{-\infty}^0 dt \frac{(-t) \cos(eV_{\text{dc}}t/\hbar) \exp(-|t|/\tau)}{\sinh^2(\pi T t/\hbar) + (T/D_0)^2} \left(\frac{\pi T}{\hbar} \right)^2 \times \cos[\gamma' \sin(\omega' t + \phi_0) - \gamma' \sin \phi_0] \quad (\text{A5})$$

[cf. Eq. (24)]. The expression (A5) accounts for the current induced by both dc and ac biases. To single out the former contribution, which is the true dc conductance, we must average over the phase ϕ_0 . This averaging in the limit of zero temperature and dc bias yields

$$G_{\text{peak}}^{(3)} = \frac{3\pi^2}{2} \frac{e^2}{\pi\hbar} \nu^3 \left[\mathcal{J}_{LR}^{(0)} \right]^2 \left[\mathcal{J}_{RR}^{(0)} + \mathcal{J}_{LL}^{(0)} \right] \times \int_{-\infty}^0 dt \frac{\exp(-|t|/\tau)}{\sqrt{t^2 + (\hbar/\pi D_0)^2}} J_0 \left[2\gamma' \sin \frac{\omega' t}{2} \right]. \quad (\text{A6})$$

In the limit $\omega' \rightarrow 0$, equation (A6) yields

$$G_{\text{peak}}^{(3)} \propto \ln(D_0/eV_{\text{ac}}). \quad (\text{A7})$$

This result is analogous to Eq. (77) at $eV_{\text{ac}} \gg T_K$. At small frequencies, $\omega'\tau < 1$, the corrections to Eq. (A7) are proportional to $\exp(-1/\omega'\tau)$. At larger frequencies $\hbar/\tau < \hbar\omega' \ll eV_{\text{ac}}$, the two leading terms in the expansion of the right-hand side of Eq. (A5) in powers of $1/\gamma'$ are

$$G_{\text{peak}}^{(3)} = \frac{3\pi^2}{32} \frac{e^2}{\pi\hbar} \nu^3 \left[\mathcal{J}_{LR}^{(0)} \right]^2 \left[\mathcal{J}_{RR}^{(0)} + \mathcal{J}_{LL}^{(0)} \right] \times \left[\ln \frac{D_0}{eV_{\text{ac}}} + \frac{1}{\gamma'} \ln \omega' \tau \right]. \quad (\text{A8})$$

At even larger frequencies, $\hbar\omega' \gg eV_{\text{ac}}$, Eq. (A6) yields

$$G_{\text{peak}}^{(3)} \propto \ln(D_0\tau'/\hbar). \quad (\text{A9})$$

This is the first logarithmic term of the series that are summed up in Eq. (73).

Note that the results given by Eqs. (A7), (A8), and (A9) match each other at the corresponding applicability limits.

APPENDIX B: RG TRANSFORMATION FOR SATELLITE PEAKS

In this Appendix, we describe the RG transformation we used to derive Eq. (82). Unlike the other instances of application of the RG technique in our paper, the RG transformation of this Appendix consists of two stages. The first stage is analogous to the one considered in Sec. III A [Eqs. (42), (43)]. It stops when the bandwidth D reaches $eV_{\text{dc}} \approx \hbar\omega$. Since $\hbar/\tau_{\text{stl}} < \hbar\omega$ [see Eq. (81)], we need to reduce the band further to account for all possible virtual transitions contributing to the Kondo anomaly in $G_{\text{stl}}(V_{\text{dc}})$.

The RG transformation we consider in this Appendix is aimed at evaluation of the conductance G_{stl} . In processes

which contribute to the singularity in G_{stl} , a tunneling electron jumps from the Fermi level in one lead to the Fermi level in the other, emitting or absorbing a photon. Therefore, the reduced band in each lead must be centered at its Fermi level. When D is below $\hbar\omega$, transitions of only two types are possible within such a band. First, there can be transitions within a lead without absorption/emission of a photon. Second, transitions from the higher-potential lead to the lower-potential lead with emission of a photon, and reverse transition with absorption of a photon are also possible. The other types of transitions bring electrons out of the reduced band and should be excluded from the consideration. Such a treatment yields the RG equations

$$\frac{d\mathcal{J}_{\alpha\alpha}}{dD} = \nu \frac{\mathcal{J}_{\alpha\alpha}^2}{D}, \quad (\text{B1})$$

$$\frac{d\mathcal{J}_{LR}}{dD} = \nu \frac{\mathcal{J}_{LR}(\mathcal{J}_{LL} + \mathcal{J}_{RR})}{D}, \quad (\text{B2})$$

with the initial conditions

$$\mathcal{J}_{\alpha\alpha}(D)|_{D \sim \hbar\omega} = \frac{2\Gamma_{\alpha}}{\Gamma_L + \Gamma_R} \frac{1}{2\nu \ln(\hbar\omega/T_K)}. \quad (\text{B3})$$

$$\mathcal{J}_{LR}(D)|_{D \sim \hbar\omega} = \frac{2\sqrt{\Gamma_L\Gamma_R}}{\Gamma_L + \Gamma_R} \frac{1}{4\nu [\ln(\hbar\omega/T_K)]^2} \frac{\delta T_K}{T_K}. \quad (\text{B4})$$

cf. Eq. (43). The second stage of the transformation must be stopped at $D \sim D^* \equiv \sqrt{(\hbar/\tau_{\text{stl}})^2 + (eV_{\text{dc}} \pm \hbar\omega)^2}$. Expanding the solution for \mathcal{J}_{LR} in powers of $\delta T_K/T_K$ up to the first power, we obtain

$$\begin{aligned} \mathcal{J}_{LR}|_{D \sim D^*} &= \frac{2\sqrt{\Gamma_L\Gamma_R}}{\Gamma_L + \Gamma_R} \frac{\delta T_K}{T_K} \\ &\times \left[\ln \frac{\sqrt{(\hbar/\tau_{\text{stl}})^2 + (eV_{\text{dc}} \pm \hbar\omega)^2}}{T_K} + \ln \frac{\hbar\omega}{T_K} \right]^{-2}. \end{aligned} \quad (\text{B5})$$

The conductance G_{stl} must be calculated in the second-order perturbation theory in $\mathcal{J}_{LR}(D \sim D^*)$, given by Eq. (B5). This calculation finally yields Eq. (82).

- ¹ A.C. Hewson, *The Kondo Problem to Heavy Fermions* (Cambridge University Press, 1993).
- ² L.P. Kouwenhoven, C.M. Marcus, P.L. McEuen, S. Tarucha, R.M. Westervelt, and N.S. Wingreen, *Electron transport in quantum dots*, in *Mesoscopic Electron Transport*, edited by L.L. Sohn, L.P. Kouwenhoven, and G. Schön (Kluwer, Dordrecht, 1997).
- ³ L.I. Glazman, M.E. Raikh, Sov. Phys. JETP Lett. **47**, 452 (1988); T.-K. Ng, P.A. Lee, Phys. Rev. Lett. **61**, 1768 (1988).
- ⁴ D. Goldhaber-Gordon, H. Shtrikman, D. Mahalu, D. Abush-Magder, U. Meirav, and M.A. Kastner, Nature **391**, 156 (1998).
- ⁵ S.M. Cronenwett, T.H. Oosterkamp, L.P. Kouwenhoven, Science **281**, 540 (1998).
- ⁶ J. Schmid, J. Weis, K. Eberl, K. von Klitzing, Physica B **256–258**, 182 (1998).
- ⁷ Y. Goldin, Y. Avishai, Phys. Rev. Lett. **81**, 5394 (1998).
- ⁸ P. Nordlander, N.S. Wingreen, Y. Meir, D.C. Langreth, cond-mat/9801241.
- ⁹ A. Kaminski, Yu.V. Nazarov, L.I. Glazman, Phys. Rev. Lett. **83**, 384 (1999).
- ¹⁰ R. López, R. Aguado, G. Platero, C. Tejedor, Phys. Rev. Lett. **81**, 4688 (1998).
- ¹¹ P. Nozières, J. Low Temp. Phys **17**, 31 (1974).
- ¹² J.M. Elzerman, S. De Franceschi, D. Goldhaber-Gordon, W.G. van der Wiel, L.P. Kouwenhoven, cond-mat/9912126.
- ¹³ J.R. Schrieffer, P.A. Wolff, Phys. Rev. **149**, 491 (1966).
- ¹⁴ F.D.M. Haldane, J. Phys. C **11**, 5015 (1978).
- ¹⁵ P.W. Anderson, J. Phys. C **3**, 2436 (1970).
- ¹⁶ P. Nordlander, M. Pustilnik, Y. Meir, N.S. Wingreen, D.C. Langreth, Phys. Rev. Lett. **83**, 808 (1999); M. Plihal, D.C. Langreth, P. Nordlander, cond-mat/9909063.
- ¹⁷ P. Nozières and A. Blandin, J. Phys. (Paris), **41**, 193 (1980).
- ¹⁸ I. Affleck and A.W.W. Ludwig, Phys. Rev. B **48** 7297 (1993).
- ¹⁹ Y. Meir, N.S. Wingreen, P.A. Lee, Phys. Rev. Lett. **70**, 2601 (1993); N.S. Wingreen, Y. Meir, Phys. Rev. B **49**, 11 040 (1994).
- ²⁰ D. Goldhaber-Gordon, private communication.