

Thermodynamics of the bilinear-biquadratic spin one Heisenberg chain

Jizhong Lou, Tao Xiang and Zhaobin Su

Institute of Theoretical Physics, Chinese Academy of Sciences, P. O. Box 2735, Beijing 100080, People's Republic of China
(December 2, 2024)

The magnetic susceptibility and specific heat of the one-dimensional $S = 1$ bilinear-biquadratic Heisenberg model are calculated using the transfer matrix renormalization group. By comparing the results with the experimental data of LiVGe_2O_6 measured by Millet et al. (Phys. Rev. Lett. **83**, 4176 (1999)), we find that the susceptibility data of this material, after subtracting the impurity contribution, can be quantitatively explained with this model. The biquadratic exchange interaction in this material is found to be ferromagnetic, i.e. with a positive coupling constant.

PACS Numbers: 75.10.Jm, 75.40.Mg

The quantum spin chains have been the subject of many theoretical and experimental studies since the conjecture made by Haldane [1] that the antiferromagnetic Heisenberg model has a finite excitation gap for integer spins. The model which has been intensively used to investigate the physics behind the Haldane's conjecture is the isotropic spin one Heisenberg Hamiltonian with both bilinear and biquadratic spin interactions:

$$H = J \sum_i [\mathbf{S}_i \cdot \mathbf{S}_{i+1} + \gamma (\mathbf{S}_i \cdot \mathbf{S}_{i+1})^2]. \quad (1)$$

For most of the existing quasi-one-dimensional (1D) $S = 1$ materials, the biquadratic term is very small compared with the bilinear term as well as the uniaxial anisotropy. This model was therefore generally thought to be of pure theoretical interest. However, recently Millet et al. [2] found that the magnetic susceptibility of a new quasi-1D $S = 1$ system, the vanadium oxide LiVGe_2O_6 , shows a few interesting features which are absent in other $S = 1$ materials. They argued that both the interchain coupling and the uniaxial anisotropy are too small to create these features and suggested that the biquadratic term plays an important role in this material.

In this paper, we present a theoretical study for the thermodynamics of the bilinear-biquadratic spin chain (1) with $J > 0$. We have calculated the magnetic susceptibility and specific heat of this model using the transfer matrix renormalization group (TMRG) method [3–6]. By comparing with the experimental data of LiVGe_2O_6 , we find that the measured susceptibility, after subtracting the impurity contribution, can be quantitatively fitted by the numerical result with $\gamma = 1/6$. This shows that the spin dynamics of LiVGe_2O_6 can indeed be described by the Hamiltonian (1), in agreement with Millet et al. [2]. However, the value of γ needed for fitting the experimental data is different from that suggested by Millet et al. [2].

Let us first consider the properties of the ground state. It is known that when $\gamma = -1$ and 1 , the model (1) can be solved rigorously by the Bethe Ansatz [7,8]. Between these two soluble points, the system is in the Haldane phase. In this phase, the ground state is a non-magnetic

singlet with a finite energy gap in excitations. In particular, when γ is between -1 and $\gamma_{ic} \approx 0.41$, the low energy physics of this model can be understood from the valence bond solid (VBS) model proposed by Affleck *et al.* [9]. In this model, each site on the chain is occupied by two $S = 1/2$ spins and the ground state is formed by the bonding of two $S = 1/2$ spins from adjacent sites. These singlet bonds must be broken in order to excite the system and this leads to a non-zero energy gap in the low-lying spectrum. This picture has been confirmed experimentally [10,11] as well as numerically [12]. At γ_{ic} , the ground state undergoes a commensurate-incommensurate transition and the critical exponent for the magnetization changes from $1/2$ below γ_{ic} to $1/4$ above γ_{ic} [13,14]. Between γ_{ic} and 1 , the system is in the incommensurate phase and the incommensurate peak in the spin form factor $S(q)$ of the ground state moves continuously from π to $2\pi/3$ as γ increases from γ_{ic} to 1 [15,16]. Above $\gamma = 1$, the ground state is trimerized [15,16]. But when $\gamma < -1$, the ground state is doubly degenerate and dimerized.

The TMRG is a finite temperature extension of the powerful density matrix renormalization group method [17]. A detailed introduction to this method can be found in references [3–6]. The TMRG method handles directly infinite spin chains and thus there is no finite size effect. To calculate the spin susceptibility, we first evaluate the magnetization M of the system with a small external field B , and then from the ratio M/B we obtain the value of the susceptibility. The specific heat is evaluated from the numerical derivative of the internal energy with respect to temperature. At low temperatures, since the specific heat is very small, the relative error of the specific heat may become quite large. In most of our calculations 100 states are retained.

Figure 1 shows the spin susceptibility $\chi(T)$ normalized by its peak value χ_{peak} as a function of the normalized temperature T/T_{peak}^s for a set of γ , where T_{peak}^s is the temperature of χ_{peak} . Above T_{peak}^s , $\chi(T)/\chi_{\text{peak}}$ behaves similarly for all the curves shown in the figure. When γ is positive, $\chi(T)$ drops quickly below T_{peak}^s . This is because the energy gap in this parameter regime is very large. As

γ becomes negative, $\chi(T)$ just below T_{peak}^s tends to become flatter. At $\gamma = -1$, there is no gap in the excitation spectrum, $\chi(T)$ shows a small positive curvature at low temperatures, as in the $S = 1/2$ Heisenberg chain.

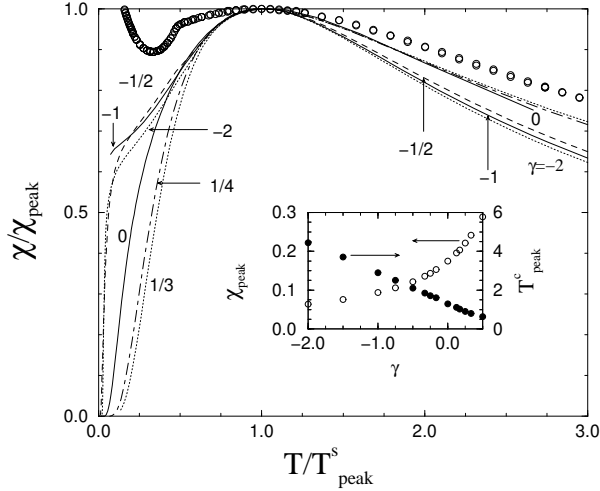


FIG. 1. The normalized spin susceptibility χ/χ_{peak} as a function of T/T_{peak}^s . The experimental data [2] of LiVGe_2O_6 is also shown for comparison. The inset shows the γ dependence of the peak susceptibility χ_{peak} and the peak temperature T_{peak}^s . J is set to unit.

The inset of Figure 1 shows the γ dependence of χ_{peak} and T_{peak}^s . The increase of χ_{peak} with γ indicates that the susceptibility becomes larger when γ moves from the dimerized phase to the Haldane phase. This is consistent with the picture that in the dimerized phase the spin is frozen by forming rather rigid spin singlet, while in the Haldane phase the spin is relatively free above the Haldane gap. The peak temperature T_{peak}^s drops almost linearly with γ . The slope of this drop is about $1.6J$ per unit γ .

In a gaped phase, the low-lying excitation has approximately the energy dispersion

$$\varepsilon_k = \Delta + \frac{v^2}{2\Delta} (k - k_0)^2 + O((k - k_0)^3), \quad (2)$$

where k_0 is the wavevector of the excitation minimum, Δ is the energy gap and v the spin velocity. When $T \ll \Delta$, it can be shown that $\chi(T)$ has the form

$$\chi(T) \approx \lambda \sqrt{\frac{\Delta}{T}} e^{-\Delta/T}, \quad (3)$$

where λ is a T -independent parameter. From the fit of the low temperature TMRG results of $\chi(T)$ with this equation, we can estimate the value of Δ . The result of Δ we obtained is shown in Figure 2. The maximum energy gap is $\sim 2J/3$, located at $\gamma = 1/3$.

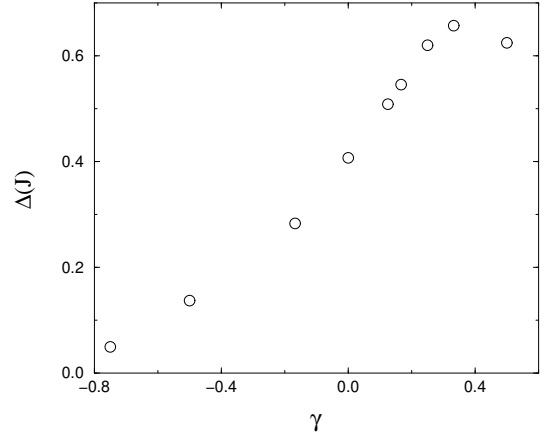


FIG. 2. The energy gap as a function of γ .

Figure 3 shows the temperature dependence of the specific heat $C(T)$ for a set of γ . The inset of the figure shows the γ dependence of the peak value of the specific heat, C_{peak} , and the peak temperature T_{peak}^c . Compared with T_{peak}^s , T_{peak}^c behaves quite differently. It drops with increasing γ when $\gamma < 1/2$ and becomes almost a constant when $\gamma > 1/2$. Below the peak temperature, C/C_{peak} shows quite similar behavior for all the curves shown in the figure except at very low temperatures. Since there is no energy gap at $\gamma = \pm 1$, $C(T)$ at these two points approaches to zero linearly with decreasing T . However, for other cases, $C(T)$ decays exponentially at low temperatures. Above the peak temperature, C/C_{peak} drops quickly for negative γ . However, when γ becomes bigger, in particular in the incommensurate phase ($\gamma = 2/3$ and 1), $C(T)$ shows a weak and broadened peak above T_{peak}^c . It seems that there is a new excitation mode accumulated at low energies in the incommensurate state.

Now let us compare the numerical results with the spin susceptibility data χ_{exp} of LiVGe_2O_6 measured by Millet et al. on a powder sample [2]. As mentioned in [2], two extraordinary features appear in χ_{exp} . One is the slow drop of χ_{exp} on both sides of the susceptibility peak, and the other is the abrupt drop of χ_{exp} below $22K$ with a sharp upturn below $15K$. The first feature, in particular the slow drop of χ_{exp} below the peak temperature, is similar as in a gapless system. The second feature of χ_{exp} is typical of a spin-Peierls system with impurities, such as in Zn doped CuGeO_3 [18]. These features have led Millet et al. to interpret LiVGe_2O_6 as a nearly gapless $S = 1$ spin chain with the spin-Peierls instability. Whether the abrupt drop of χ_{exp} at $22K$ is really due to the spin-Peierls transition is still an open question, but clearly it is a sign of a gap related phase transition. How to explain this phase transition with its associated mechanism is beyond the scope of this work. Our comparison with experiments below will be limited only to the temperature range above the transition temperature.

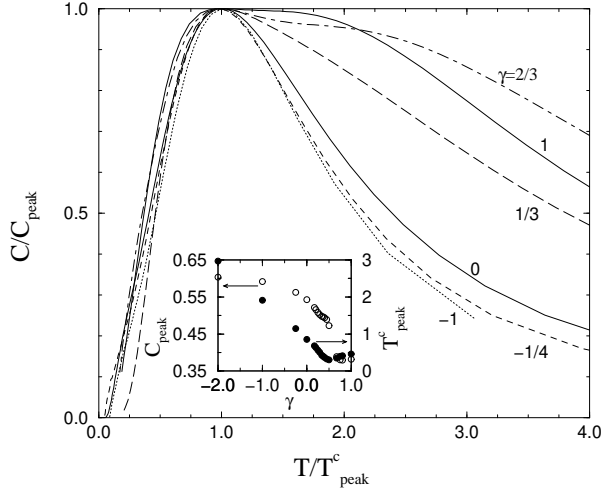


FIG. 3. The normalized specific heat C/C_{peak} as a function of T/T_{peak}^c . The inset shows the peak specific heat C_{peak} and the corresponding temperature T_{peak}^c . J is set to unit.

The sharp upturn of χ_{exp} at low temperatures indicates that the impurity contribution is strong. To see how strong the impurity effect is, let us first do a comparison without subtracting the impurity contribution in χ_{exp} . In Figure 1, the measured susceptibility χ_{exp} normalized by its peak value at about 47K is compared with the TMRG results discussed previously. The disagreement between the theoretical and experimental results indicates that the impurity effect is too strong to be ignored even at high temperatures.

The susceptibility of dilute magnetic impurities generally has a Curie-Weiss form

$$\chi_{\text{imp}} = \frac{C'}{T + \theta' + \alpha T^{-1}}, \quad (4)$$

where C' is proportional to the impurity concentration and the square of the effective g -factor of the impurity and θ' is a measure for the interaction among impurities. The αT^{-1} term in χ_{imp} is the leading order correction to the Curie-Weiss term $C'/(T + \theta')$ due to the finite magnetic field. If there is no interaction between impurities, $\alpha = (2S'^2 + 2S' + 1)(g'\mu_B B/k_B)^2/10$ with g' and S' the effective g -factor and spin of impurities. This term is not important at high temperatures. But when the temperature becomes comparable with the level splitting of an impurity spin in a magnetic field, this term becomes important. It prevents χ_{imp} from being divergent at low temperatures. α is typically of order $1K^2$ when $B = 1T$.

At very low temperatures the measured susceptibility is a sum of χ_{imp} and $\chi(T)$ given by Eq. (3), i.e.

$$\chi_{\text{exp}}(T) = \chi_{\text{imp}} + \lambda \sqrt{\frac{\Delta}{T}} e^{-\Delta/T}. \quad (5)$$

By fitting the low temperature experimental data below 15K with this equation, we find that $C' = 0.115 \text{ cm}^3 \text{ K/mol}$, $\theta' = 14.1 \text{ K}$, $\alpha = 2.18 \text{ K}^2$, $\lambda =$

$0.0063 \text{ cm}^3/\text{mol}$ and $\Delta = 36 \text{ K}$. These parameters show that not only the contribution from impurities to χ_{exp} is large as expected, but also the interaction among impurities is strong at low temperatures. There is no simple explanation for such a strong correlation among impurities. Whether this correlation is enhanced by the spin-Peierls transition at 22K, or vice versa, is also unknown. Clearly this is an important problem which should be further investigated both theoretically and experimentally.

By subtracting the impurity contribution from χ_{exp} , we obtain the intrinsic susceptibility χ_{intrin} of LiVGe_2O_6 . The result of χ_{intrin} together with the raw data χ_{exp} and χ_{imp} is shown in Figure 4. After the subtraction, the abrupt drop of χ_{exp} at 22K becomes less distinct, but the change in the slope is still visible. The most significant change of χ_{intrin} compared with χ_{exp} is that the peak shifts to a higher temperature and the drop below the peak temperature becomes more rapidly. By comparing in detail the normalized χ_{intrin} with the theoretical results, we find that χ_{intrin} can be well fitted by the numerical curve with $\gamma = 1/6$ (Figure 4). This shows that the biquadratic term in model (1) does have an important contribution to the low energy spin dynamics of LiVGe_2O_6 , in agreement with Millet et al. [2]. However, the value of γ which gives the best fit, in particular its sign, is different from that suggested in Ref. [2].

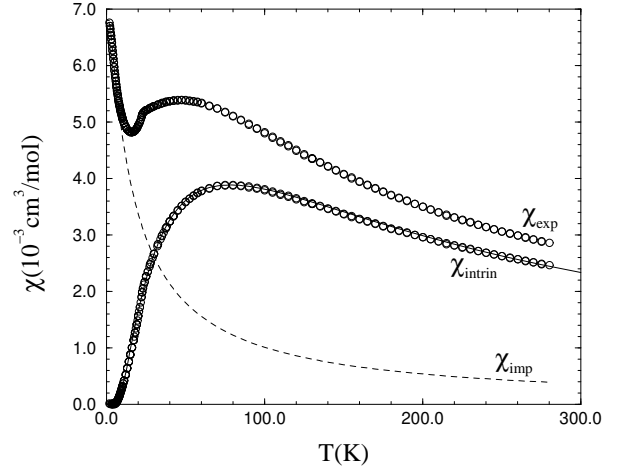


FIG. 4. Comparison of the TMRG result (solid line) of the spin susceptibility of the $S = 1$ bilinear-biquadratic model with $J = 73 \text{ K}$ and $\gamma = 1/6$ with the experimental data of LiVGe_2O_6 [2]. χ_{intrin} is the experimental data after subtracting the impurity contribution χ_{imp} from χ_{exp} .

At $\gamma = 1/6$, the peak temperature is $T_{\text{peak}}^s = 1.025J$. Setting this T_{peak}^s equal to the peak temperature of χ_{intrin} , we find that $J \sim 73 \text{ K}$. Compared with the gap value $\Delta = 36 \text{ K}$ obtained previously, we have $\Delta \sim 0.49J$. This value of Δ is rather close to the Haldane gap, $0.54J$, of the Hamiltonian (1) at $\gamma = 1/6$ (Figure 2). This seems to suggest that the spin-Peierls transition at low temperatures is closely related to the Haldane gap.

We have also compared $\chi_{\text{intrinsic}}$ with the spin susceptibility of the $S = 1$ Heisenberg model with uniaxial single-ion anisotropy but without the biquadratic term [19], namely the model $H = J \sum_i [\mathbf{S}_i \cdot \mathbf{S}_{i+1} + D \sum_i S_{iz}^2]$. However, in the parameter region which might be physically relevant, $-1/2 < D < 1/2$, we find that none of the numerical curves fits $\chi_{\text{intrinsic}}$ in the whole temperature range. This shows that the uniaxial anisotropy in LiVGe_2O_6 is indeed very small, in agreement with the analysis of Millet et al. [2].

The above analysis confirms the importance of the biquadratic exchange interaction in LiVGe_2O_6 . On the other hand, it also raises some new questions. In the argument given by Millet et al., the biquadratic term comes from the fourth order perturbation since to the second order approximation the antiferromagnetic and ferromagnetic terms are partially canceled. However, the coefficient of this biquadratic term is negative (i.e. $\gamma < 0$) according to their calculation, in contrast to the result we obtained. To resolve this disagreement, further investigation into the electronic structure of LiVGe_2O_6 is needed. More detailed measurements with high quality single crystals are also needed in order to clarify the impurity effect as well as the nature of the phase transition at 22K in this material. In a $S = 1$ Heisenberg chain, the localized non-magnetic impurity may induce mid-gap states within the Haldane gap [20–23]. A thorough understanding of the physical properties of these mid-gap states would also be helpful for understanding the thermodynamics of LiVGe_2O_6 at low temperatures.

In summary, the thermodynamic properties of the bilinear and biquadratic Heisenberg model have been studied and compared with the experiments. The measured susceptibility data of LiVGe_2O_6 , after subtracting the impurity contribution, can be quantitatively explained by the model (1) with $\gamma = 1/6$.

We wish to thank F. Mila and F. C. Zhang for sending us the experimental data, and M. W. Long and G. A. Gehring for useful discussions. TX acknowledges the hospitality of the Isaac Newton Institute of the University of Cambridge, where this work was completed. This work was supported in part by the National Natural Science Foundation of China and by the Special Funds for Major State Basic Research Projects of China.

-
- [1] F. D. M. Haldane, Phys. Rev. Lett. **50**, 1153 (1983); Phys. Lett. **93A**, 464 (1983).
 - [2] P. Millet, F. Mila, F. C. Zhang, M. Mambrini, A. B. Van Oosten, V. A. Pashchenko, A. Sulpice, and A. Stepanov, Phys. Rev. Lett. **83**, 4176 (1999).
 - [3] R. J. Bursill, T. Xiang and G. A. Gehring, J. Phys. Cond.

- Matt. **8**, L583 (1996).
- [4] X. Wang and T. Xiang, Phys. Rev. B **56**, 5061 (1997).
- [5] T. Xiang and X. Wang, “Finite temperature and momentum space DMRG” in *Lecture Note in Physics: Density-Matrix Renormalization*, Edited by I. Peschel *et al.*, Springer (1999).
- [6] N. Shibata, J. Phys. Soc. Jpn. **66**, 2221 (1997).
- [7] L. A. Takhtajan, Phys. Lett. **87A**, 479 (1982); H. M. Babudjian, Nucl. Phys. **B215**, 317 (1983).
- [8] G. V. Uimin, JETP Lett. **12**, 225 (1970); C. K. Lai, J. Math. Phys. **15**, 1675 (1974); B. Sutherland, Phys. Rev. B **12**, 3795 (1975).
- [9] I. Affleck, T. Kennedy, E. H. Lieb and H. Tasaki, Phys. Rev. Lett. **59**, 799 (1987); Commun. Math. Phys. **115**, 477 (1988).
- [10] I. Hagiawara, K. Katsumata, I. Affleck, B.I. Halperin and J.P. Renard, Phys. Rev. Lett. **65**, 3181 (1990).
- [11] S. H. Glarum, S. Geschwind, K. M. Lee, M. L. Kaplan, and J. Michel, Phys. Rev. Lett. **67**, 1614 (1991).
- [12] S. R. White and D. A. Huse, Phys. Rev. B **48** 3844 (1993).
- [13] O. Golinelli, Th. Jolicœur and E. S. Sørensen, Euro. Phys. B **11**, 199 (1999).
- [14] K. Okunishi, Y. Heida, and Y. Akutsu, Phys. Rev. B **59**, 6068 (1999).
- [15] T. Xiang and G. A. Gehring, Phys. Rev. B **48**, 303 (1993).
- [16] R. J. Bursill, T. Xiang and G. A. Gehring, J. Phys. A **28**, 2109 (1995).
- [17] S. R. White, Phys. Rev. Lett. **69**, 2863 (1992).
- [18] M. Hase, I. Terasaki, Y. Sasago, K. Uchinokura, H. Obara, Phys. Rev. Lett. **71**, 4059 (1993).
- [19] D. Coombes, T. Xiang, and G. A. Gehring, J. Phys. Condens. Matter **10**, L159 (1998).
- [20] J. F. Ditusa, S. W. Cheong, J. H. Park, G. Aeppli, C. Broholm and C. T. Chen, Phys. Rev. Lett. **73**, 1857(1994).
- [21] E. S. Sørensen and I. Affleck, Phys. Rev. B **51**, 16115 (1995).
- [22] X. Wang and S. Mallwitz, Phys. Rev. B **53**, R492 (1996).
- [23] W. Wang, S. Qin, Z. Lu, Z. B. Su, and L. Yu, Phys. Rev. B **53**, 40 (1996); J. Lou, S. Qin, Z. B. Su and L. Yu, *ibid* **58**, 12672 (1998).