

Ordered phase in the two-dimensional randomly coupled ferromagnet

A.K. Hartmann *

Institut für theoretische Physik, Bunsenstr. 9, 37073 Göttingen, Germany

I.A. Campbell †

Laboratoire des Verres, Université Montpellier II, Place Eugène Bataillon, 34095 Montpellier Cedex 05, France, and Physique des Solides, Université Paris Sud, 91405 Orsay, France

(February 5, 2020)

True ground states are evaluated for a $2d$ Ising model with random near neighbor interactions and ferromagnetic second neighbor interactions (the Randomly Coupled Ferromagnet). The spin glass stiffness exponent is positive when the absolute value of the random interaction is weaker than the ferromagnetic interaction. This result demonstrates that in this parameter domain the spin glass like ordering temperature is non-zero for these systems, in strong contrast to the $2d$ Edwards-Anderson spin glass.

75.10.Nr, 75.40.Mg, 02.10.Jf

Introduction For more than two decades the intensive numerical work on the spin glass (SG) problem has been concentrated almost exclusively on the Edwards-Anderson Ising spin glass : Ising spins on a regular [hyper]cubic lattice with random near neighbor Gaussian or binomial interaction distributions [1]. The many possible alternative Ising systems with a randomness ingredient have hardly been touched on and such results as exist have been largely ignored.

One such family of alternative systems was proposed in [2]. It consists of a $2d$ square lattice of $L \times L$ Ising spins $\sigma_i = \pm 1$ with uniform ferromagnetic second near neighbor interactions of strength J , plus random near neighbor interactions $J_{ij} = \pm \lambda J$; we will refer to it as the RCF (Randomly Coupled Ferromagnet) model [3]. It is described by the following Hamiltonian:

$$H = - \sum_{\langle i,j \rangle} J_{ij} \sigma_i \sigma_j - \sum_{[i,j]} J \sigma_i \sigma_j. \quad (1)$$

For each realization of the randomness the J_{ij} are drawn with the constraint $\sum_{\langle i,j \rangle} J_{ij} = 0$ to reduce fluctuations.

As the spins are coupled through the ferromagnetic second near neighbor interactions, the system can be partitioned into two inter-penetrating sublattices in checkerboard-like fashion. In the limit $\lambda = 0$ the two sublattices order ferromagnetically and independently below

the Onsager temperature $T = 2.27J$. Because each sublattice can order up or down, there are four degenerate ground states. As was pointed out in [2], for non-zero λ the near neighbor interactions can be considered in terms of effective random fields exerted by each sublattice on the other, so that for finite λ and large enough L the ferromagnetic sublattice ordering is expected to be broken up, as in the $2d$ random field Ising (RFI) model [6]. The ground state will consist of coexisting domains of each of the four types : up/up, up/down, down/up and down/down. The question is: is the break-up accompanied by paramagnetic order down to $T = 0$?

A number of Monte Carlo simulations were performed, and it was concluded on the basis of standard numerical criteria [2,3] that when the ratio λ is less than about 1, the RCF systems show spin glass like ordering at a *finite* temperature, whereas $2d$ Edwards Anderson ISGs are paramagnetic down to $T = 0$ [4]. The finite ordering temperature interpretation was strongly questioned by Parisi et al [5] who criticized the initial work [2] on the grounds that the results were restricted to relatively small sample sizes L . On the basis of Monte Carlo data obtained on rather larger samples Parisi et al suggested that the RCF systems are always paramagnetic down to $T = 0$, like the Edwards Anderson ISGs. Further large sample Monte carlo results [3] however indicated finite-temperature ordering.

Here we present data from ground-state configuration evaluations which show unambiguously that RCF systems indeed exhibit finite temperature SG like ordering for λ less than about 1. This opens up new and intriguing possibilities for the testing of fundamental properties of complex ordered systems at finite temperatures in a $2d$ context.

Algorithm In the present work, ground state configurations have been found for periodic boundary conditions, and for the case where in one direction the boundary conditions are switched to anti-periodic. By comparing the ground state energies of the different boundary conditions for each realization conclusions on the ordering behavior can be obtained. Similar studies were performed for simple d -dimensional EA spin glasses in $d = 2$ [4], $d = 3$ [7], and $d = 4$ [8].

The calculation of ground states belongs in general to the class of NP-hard problems [9]. This means that only algorithms with exponentially increasing running time

*hartmann@theorie.physik.uni-goettingen.de

†campbell@LDV.univ-montp2.fr

are available, only small systems can be treated. The technique applied here bases on a special genetic algorithm [10,11] and on cluster-exact approximation [12] which is an optimization method designed especially for spin glasses. In [7] it is shown that the algorithm indeed is able to calculate true ground states. Now a brief description of the method is given.

Genetic algorithms are biologically motivated. An optimal solution is found by treating many instances of the problem in parallel, keeping only better instances and replacing bad ones by new ones (survival of the fittest). The genetic algorithm starts with an initial population of M_i randomly initialized spin configurations (= *individuals*), which are linearly arranged in a ring. Then $\nu \times M_i$ times two neighbors from the population are taken (called *parents*) and two offspring are created using the so called triadic crossover [13]. Then a mutation with a rate of p_m is applied to each offspring, i.e. a fraction p_m of the spins is reversed.

Next for both offspring the energy is reduced by applying CEA. The algorithm bases on the concept of *frustration* [14]. The method constructs iteratively and randomly a non-frustrated cluster of spins, whereas spins with many unsatisfied bonds are more likely to be added to the cluster. The non-cluster spins act like local magnetic fields on the cluster spins. For the spins of the cluster an energetic minimum state can be calculated in polynomial time by using graph-theoretical methods [15,16]: an equivalent network is constructed [17], the maximum flow is calculated [18,19] and the spins of the cluster are set to the orientations leading to a minimum in energy. This minimization step is performed n_{\min} times for each offspring.

Afterwards each offspring is compared with one of its parents. The pairs are chosen in the way that the sum of the phenotypic differences between them is minimal. The phenotypic difference is defined here as the number of spin where the two configurations differ. Each parent is replaced if its energy is not lower (i.e. better) than the corresponding offspring.

After this creation of offspring is performed $\nu \times M_i$ times the population is halved: From each pair of neighbors the configuration which has the higher energy is eliminated. If not more than 4 individuals remain the process is stopped and the best individual is taken as result of the calculation.

The whole algorithm is performed n_R times and all configurations which exhibit the lowest energy are stored, resulting in n_g statistical independent ground state configurations. The running time of the algorithm with suitable parameters chosen (see Table I) grows exponentially with the system size. On a 80Mhz PowerPC processor a typical $L = 40$ instance takes 3 hours (15 hours for $L = 56$).

In this work ground states of the RCF are studied for system sizes up to $L = 56$ and values of $\lambda = 0.5, 0.7, 0.9$, and 1.1. Usually 1000 different realizations were treated, each submitted to periodic (pbc) and antiperiodic (apbc)

boundary conditions in one direction and always pbc in the other direction. The apbc are realized by inverting one line of bonds in the system with pbc. Because of the enormous computational effort, for the largest system sizes only realizations with $\lambda = 0.7$ were considered with large statistics (and about 100 realizations with $L = 56, \lambda = 0.9$).

Results The periodic ground states give a direct measurement of the $T = 0$ break up length L_b at each value of λ , which is defined as follows: For small enough L the ground states will always be such that there is a full ferromagnetic ordering within each sublattice. With increasing L , more and more samples will be found with ground states having at least one of the sublattices incompletely ferromagnetic. The break up length L_b is defined [20] as the value of L above which more than half the samples do not have pure ferromagnetic order in each sublattice. For the binomial RFI model, $L_b \sim 5.5 \exp(2/\Delta^2)$ where Δ is the strength of the random field [20]. For the RCF the values of L_b are shown against λ^{-2} in Figure 1. It was suggested in [3] that by analogy with the RFI results [20] $L_b(\lambda)$ could be expected to vary as $\exp(1/(4\lambda^2))$. In fact the data points for the true ground states lie on the line $L_b \sim 3.2 \exp(0.62/\lambda^2)$. For the particular cases $\lambda = 0.5$ and $\lambda = 0.7$, $L_b \approx 45$ and ≈ 10 respectively. With the wisdom of hindsight, it can be seen that the measurements done in [2,3,5] for $\lambda = 0.5$ were mainly in the regime $L < L_b$ while for $\lambda = 0.7$ the larger samples were well in the regime $L > L_b$.

A “typical” ground state for $\lambda = 0.7$ and $L = 56$ is shown in Figure 2. All four possible types of domains occur. Because of the discrete structure of the interaction usually the ground state is degenerate. But in contrast to the EA spin glasses with only $\pm J$ near neighbor interactions, where a complex ground-state landscape exists, the structure of the degeneracy is trivial for $\lambda \leq 1$: the whole system may be flipped, sometimes it is possible to flip both sublattices independently, and usually some small clusters occur with can take two orientations.

But for studying whether the model exhibits long range order or not, it is sufficient to concentrate on the ground-state energies E_P, E_{AP} for periodic and antiperiodic boundary conditions. The energy differences $\Delta = E_P - E_{AP}$ give information about whether a system exhibits some kind of stiffness against perturbations of the boundary, i.e. about the presence of order. Δ is called the *stiffness energy*. For samples with the same set of interactions the stiffness can be analyzed in terms of the size dependence of the average $\langle \Delta \rangle$ and of the width $W \equiv \sqrt{\sigma^2(\Delta)}$ of the distribution $P(\Delta)$. For $\lambda = 0.7$ the distribution is presented in Fig. 3. The inset shows the behavior of the average stiffness energy as a function of L for all four values of λ . For system sizes larger the breakup length ($\lambda \geq 0.7$) the stiffness energy decreases, indicating that no ferromagnetic long range order is present in the system. For $\lambda = 0.5$ the breakup length is very large, so the asymptotic behavior is hardly visible,

but $\langle \Delta \rangle$ seems to fall for $L \geq 28$. From direct evaluation of the magnetization [21] we conclude that no ferromagnetic order should be present beyond $\lambda_c = 0.27(8)$. Furthermore, it remains possible that the ground states of the RCF model do not exhibit this kind of ordering for any finite value of the relative coupling constant λ .

From standard relationships [22,23] one can write $\langle \Delta \rangle \sim L^{\theta_F}$ with θ_F the ferromagnetic stiffness exponent, and $W \sim L^{\theta_{SG}}$ with θ_{SG} the spin glass stiffness exponent. Positive values of the exponents indicate a long range order. Because of the small system sizes an evaluation of the ferromagnetic exponent is difficult. From the results presented in 3 we find an asymptotic ($L \rightarrow \infty$) value of $\theta_F = -2$ ($\lambda = 0.9, 1.1$).

The dependence of the variance $\sigma^2(\Delta)$ of the stiffness-energy distributions on the system size is shown in Fig. 4. Above L_b there is a good linear size dependence of $\log W(L)$ against $\log L$, with $\theta_{SG} = 0.59(8)$, $0.29(1)$, $0.09(5)$, and $-0.16(2)$ respectively for $\lambda = 0.5, 0.7, 0.9$, and 1.1 . The values of θ_{SG} against λ are shown in the inset of Figure 4. The result for $\lambda = 0.5$ is not very reliable, because the largest system size is of the order of the breakup length. In the log-log plot the datapoints for $\lambda = 0.5$ exhibit a negative curvature, thus the asymptotic value of θ_{SG} may be smaller than 0.59 . For the other systems the breakup length is quite small, so the results give unambiguous evidence for spin glass like ordering in the large size limit, with a non-zero ordering temperature. The limiting value λ_c above which θ_{SG} is negative is very close to 1.0 ; λ_c would correspond to the highest value at which the ordering temperature is non-zero, in good agreement with the initial estimate from the Monte Carlo work [2].

Although the zero-temperature stiffness exponent values give no direct information on the ordering temperatures, the present results are consistent with the conclusions drawn in [2,3] where Monte Carlo estimates of the critical temperatures were made using the finite-size scaling of the spin glass susceptibility and the form of the time dependence of the autocorrelation function relaxation. Ordering temperatures were estimated to be close to 2.0 for $\lambda = 0.5$ and 0.7 , dropping to zero near $\lambda = 1$. Rather remarkably the $T = 0$ crossover as a function of L at L_b appears to have little effect on the behavior of the SG susceptibility as a function of size in the temperature region close to T_g [3]. However for $\lambda = 0.5$ Parisi et al [5] observed weakly non-monotonic behavior of the Binder parameter with L for sizes that we now know to be in the region of the crossover.

With the present results in hand, it would be instructive to carry out further careful Monte Carlo measurements for sample sizes well in the regime $L > L_b$ and over a range of λ values. Is the physics of the $2d$ RCF above, at, and below the ordering temperature strictly analogous to that of the standard Edwards Anderson ISG at dimensions where there is finite temperature ordering? To what extent could the RCF enlighten us concerning problems which in the Edwards Anderson ISG context

have remained conflictual for more than twenty years? The fact that the RCF lives on a $2d$ lattice rather than in a higher dimension should facilitate understanding of the fundamental physics of ordering in complex systems.

Acknowledgements AKH was supported by the Graduiertenkolleg "Modellierung und Wissenschaftliches Rechnen in Mathematik und Naturwissenschaften" at the *Interdisziplinäres Zentrum für Wissenschaftliches Rechnen* in Heidelberg and the *Paderborn Center for Parallel Computing* by the allocation of computer time. AKH obtained financial support from the DFG (*Deutsche Forschungsgemeinschaft*) under grant Zi209/6-1. IAC gratefully acknowledges very helpful discussions with Dr N. Lemke, and thanks Professor T. Shirakura for having shown him very interesting unpublished data. Meetings organized by the Monbuscho collaboration "Statistical physics of fluctuations in glassy systems" and by the ESF network "Sphinx" played an essential role for the present work.

-
- [1] For reviews on spin glasses see: K. Binder and A.P. Young, *Rev. Mod. Phys.* **58**, 801 (1986); M. Mezard, G. Parisi, M.A. Virasoro, *Spin glass theory and beyond*, World Scientific, Singapore 1987; K.H. Fisher and J.A. Hertz, *Spin Glasses*, Cambridge University Press, 1991
 - [2] N. Lemke and I.A. Campbell, *Phys. Rev. Lett.* **76**, 4616 (1996)
 - [3] N. Lemke and I.A. Campbell, *J. Phys.A* **32**, 7851 (1999)
 - [4] N. Kawashima and H. Rieger, *Europhys. Lett.* **39**, 85 (1997)
 - [5] G. Parisi, J.J. Luiz-lorenzo, and D.A. Stariolo, *J. Phys A* **31** 4657, (1998)
 - [6] Y. Imry and S.-K. Ma, *Phys. Rev. Lett.* **35**, 1399 (1975), M. Aizenman and J. Wehr, *Phys. Rev. Lett.* **62**, 2503 (1989)
 - [7] A.K. Hartmann, *Phys. Rev. E* **59**, 84 (1999)
 - [8] A.K. Hartmann, *Phys. Rev. E* **60**, 5135 (1999)
 - [9] F. Barahona, *J. Phys. A* **15**, 3241 (1982)
 - [10] K.F. Pál, *Physica A* **223**, 283 (1996)
 - [11] Z. Michalewicz, *Genetic Algorithms + Data Structures = Evolution Programs*, Springer, Berlin 1992
 - [12] A.K. Hartmann, *Physica A* **224**, 480 (1996)
 - [13] K.F. Pál, *Biol. Cybern.* **73**, 335 (1995)
 - [14] G. Toulouse, *Commun. Phys.* **2**, 115 (1977)
 - [15] J.D. Claiborne, *Mathematical Preliminaries for Computer Networking*, Wiley, New York 1990
 - [16] M.N.S. Swamy and K. Thulasiraman, *Graphs, Networks and Algorithms*, Wiley, New York 1991
 - [17] J.-C. Picard and H.D. Ratliff, *Networks* **5**, 357 (1975)
 - [18] J.L. Träff, *Eur. J. Oper. Res.* **89**, 564 (1996)
 - [19] R.E. Tarjan, *Data Structures and Network Algorithms*, Society for industrial and applied mathematics, Philadelphia 1983
 - [20] E.T. Seppälä, V. Petäjä and M.J. Alava, *Phys.Rev.E* **58**

5217, (1998)

- [21] A.K. Hartmann and I.A. Campbell, unpublished
- [22] A.J. Bray and M.A. Moore, J. Phys. C **17**, L463 (1984)
- [23] W.L. McMillan, Phys. Rev. B **30**, 476 (1984)

L	M_i	ν	n_{\min}	p_m	n_R
5	8	1	1	0.05	5
10	16	1	2	0.05	5
14	16	2	2	0.05	5
20	32	8	2	0.05	5
28	128	16	2	0.05	5
40	512	16	2	0.05	5
56	1024	16	2	0.05	5

TABLE I. Simulation parameters: L = system size, M_i = initial size of population, ν = average number of offsprings per configuration, n_{\min} = number of CEA minimization steps per offspring, p_m = mutation rate, n_R = number of independent runs per realization.

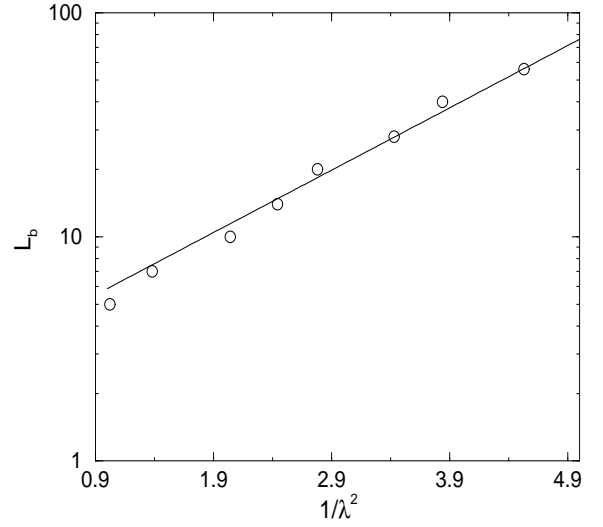


FIG. 1. Breakup length L_b as a function of $1/\lambda^2$. The solid line shows a fit to the function $L_b(\lambda) = a \exp(-b/\lambda^2)$.




FIG. 2. Typical ground state of one RCF realization ($L = 56$) for $\lambda = 0.70$ with periodic boundary conditions in all directions. Two different symbols (white/black square), (un-filled/filled diamond) are used to represent the orientations on the different sublattices.

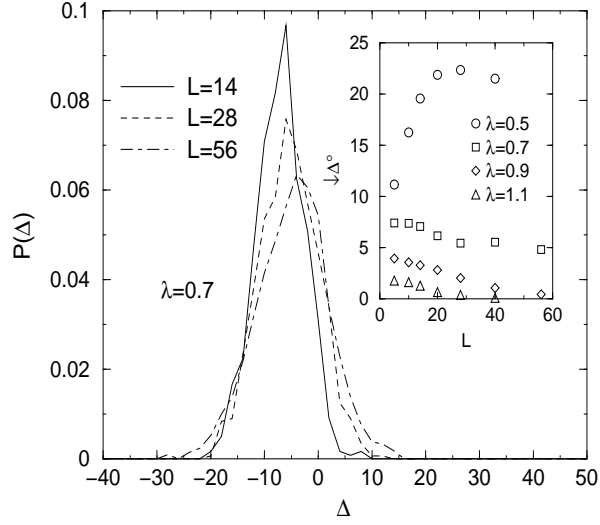


FIG. 3. Distribution of stiffness energies Δ at $\lambda = 0.7$ for different system sizes $L = 14, 28, 56$. The inset shows the mean stiffness energy $\langle \Delta \rangle$ as a function of L for $\lambda = 0.5, 0.7, 0.9$, and 1.1 .

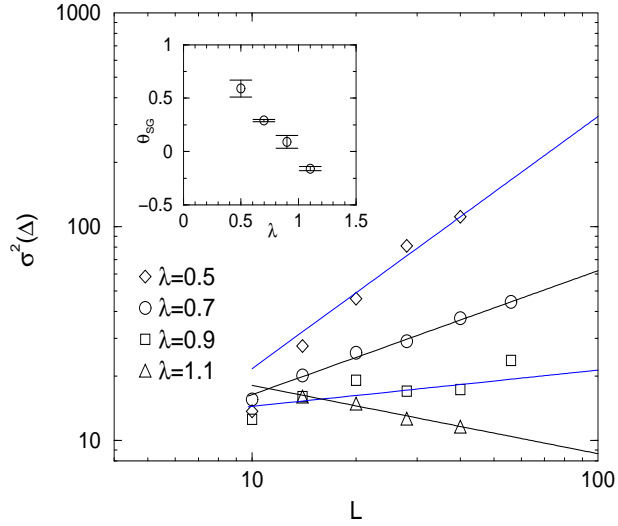


FIG. 4. Width $\sigma^2(\Delta)$ of the distribution of stiffness energies as a function of the system size $L \geq 10$ for $\lambda = 0.5, 0.7, 0.9, 1.1$. The solid lines are fits to algebraic functions of the form $\sigma^2(L) = gL^{\theta_{SG}}$. The inset shows the values of the exponent for different values of λ .