

From mesoscopic magnetism to the anomalous 0.7 conductance plateau

Henrik Bruus, Vadim V. Cheianov, and Karsten Flensberg

Ørsted Laboratory, Niels Bohr Institute, Universitetsparken 5, DK-2100 Copenhagen Ø, Denmark
(February 22, 2000)

We present a simple phenomenological model which offers a unifying interpretation of the experimental observations on the 0.7 conductance anomaly of quantum point contacts. The model utilizes the Landauer-Büttiker formalism and involves enhanced spin correlations and thermal depopulation of spin subbands. In particular our model can account for the plateau value 0.7 and the unusual temperature and magnetic field dependence. Furthermore it predicts an anomalous suppression of shot noise at the 0.7 plateau.

PACS numbers: 73.61.-r, 73.20.Dx, 73.40.-c

It has been known and well understood since 1988 [1–3] that the dc-conductance G of narrow quantum point contacts and quantum wires (both referred to as QPCs below) is quantized in units of $G_2 = 2e^2/h$. During the past five years an increasing part of the experimental and theoretical work on QPCs has been devoted to studies of deviations from this integer quantization. In particular the discovery of the 0.7 conductance anomaly in 1996 [4] posed one of the most intriguing and challenging puzzles in the field [5–12]. This anomaly is a narrow plateau, or in some cases just a plateau-like feature appearing in scans of G versus gate voltage V_g at a value of G which is reduced by a factor 0.7 relative to the ideal value G_2 . The 0.7 conductance anomaly has been recorded in numerous QPC transport experiments (even before it was noted in 1996, see *e.g.* Ref. [1]) involving many different materials, geometries and measurement techniques. It can therefore be regarded as a universal effect.

Due to its universal character and the absence of a theoretical understanding the 0.7 anomaly has been subject to intensive experimental studies. In this paper we show that many of the experimental findings can in fact be consistently interpreted by invoking a model of enhanced spin correlations, both spatially and temporally, of the charge carriers in the QPC interaction. Due to the low density the exchange interaction between electrons in the QPC is strong and hence there is a tendency to lign up the electron spins there. Based on this physical picture, we formulate a simple phenomenological model of tendency to form partially polarized states, which together with the Landauer-Büttiker (LB) formalism naturally explains many experimental features of the 0.7 anomaly.

At this point it is important to mention that under very general conditions truly 1d systems cannot exhibit ferromagnetic ordering at all [13,14]. Therefore we emphasize that the model we are presenting does not rely on having a static magnetic moment, but only of having a dynamical mesoscopic polarization, where the correlation length is longer than the size of the QPC, and where the correlation time is longer than the passage time through the constriction.

Summary of experimental facts. Although the 0.7 anomaly has been observed in many other experiments we refer mainly to the work of the Cambridge group [4–6] and the Copenhagen group [7–9] presenting detailed studies of the magnetic field and temperature dependence of the anomaly. We emphasize that we are not dealing with the overall suppression of the conductance plateaus which has been seen in some samples [15–17], and which has been attributed to effects exterior to the contact region [18].

The main experimental features of the 0.7 anomaly are:

(e1) The anomalous plateau is observed in a large variety of QPCs at a value $G = \gamma G_2$, where the suppression factor γ is close to 0.7 [4–9]. A typical semiconductor QPC has a width less than 0.1 μm and a length in the range 0.1 to 10 μm .

(e2) The temperature dependence is qualitatively the same for all samples: the anomalous plateau is fully developed in some (device dependent) temperature range typically above 2 K. With increasing temperature both the anomalous and the integer plateaus vanish by thermal smearing, while with decreasing temperature the width of the anomalous plateau shrinks and the value of the suppression factor γ approaches 1 [4–9].

(e3) A detailed study of the temperature dependence of γ in QPCs with a particularly large subband separation shows that in the low temperature regime the conductance suppression has an activated behavior: $1 - \gamma(T) \propto \exp(-T_a/T)$ [8,9].

(e4) The activation temperature T_a is a function of V_g vanishing at some critical gate voltage V_g^0 . Close to V_g^0 the dependence of T_a on V_g is well approximated by a power law [8,9], $T_a \propto (V_g - V_g^0)^\alpha$, with $\alpha \approx 2$.

(e5) At a fixed temperature corresponding to a well developed 0.7 plateau, γ shows a strong dependence on an in-plane magnetic field [4–6]. With increasing magnetic field γ smoothly decreases from 0.7 at $B = 0$ T to 0.5 at $B = 13$ T. The latter value corresponds to the expected LB conductance of one spin split subband.

(e6) Under the same temperature conditions as in (e5) the 0.7 anomaly depends on the source-drain bias. The

suppression factor γ increases smoothly from ~ 0.7 at zero bias to ~ 0.9 at large bias (~ 2 mV) [9].

Alternative explanations for the 0.7 anomaly. First we can rule out impurity backscattering for two reasons (1) it would lead to a non-universal suppression of conductance with a strong sample dependent dependence on V_g and (2) the temperature dependence expected from thermal smearing of the LB conductance is found to be much weaker than the observed dependence of the 0.7 anomaly [8,9]. Thus a single particle picture cannot explain the effect. With inclusion of electron-electron interactions, a strong temperature dependence of conductance suppression has been shown to arise due to an interaction induced renormalization of backscattering, but the temperature dependence is opposite to the observed one [19,15,20,21]. We also note that in the framework of Luttinger liquid theory interaction effects alone has no effect on the dc-conductance [21–23]. Mechanism based on activated backscattering, has also been suggested [24], but like for the impurity backscattering suggestion, such a model cannot possibly offer an explanation neither for the existence of the plateau nor for its value.

Already in the first paper [4] it was pointed out that due to its magnetic field dependence the 0.7 anomaly is related to spin polarization. This idea has been elaborated on in theoretical papers [11,12], however, none of these approaches have explained all of the experimental facts, and most strikingly they predict plateaus at $G = G_2$ or $0.5 G_2$ instead of as the observed $0.7 G_2$.

The phenomenological model. In our model we assume that the transmission coefficient of electrons can be calculated in a “frozen” configuration of spin in the mesoscopic constriction. The dynamics of collective degrees of freedom describing fluctuations of spin, are assumed to happen on larger time-scales. Also the distribution of spin is assumed to be smooth such that an adiabatic approximation is valid. In the “frozen spin configuration” the transmission coefficient $\mathcal{T}_\sigma^{\text{tot}}$ for a spin- σ electron going through the QPC can thus be calculated as $\mathcal{T}_\sigma^{\text{tot}} = \mathcal{T}_\sigma(E)P_\sigma + \mathcal{T}_{\bar{\sigma}}(E)P_{\bar{\sigma}}$. Here P_σ ($P_{\bar{\sigma}}$) is the probability of finding the incoming spin parallel (antiparallel) to the instantaneous polarization. In the isotropic case with $P_\sigma = P_{\bar{\sigma}}$ this leads to the same results as a static situation where two spin subbands are formed as shown in Fig. 1a, and therefore for simplicity we adopt this picture in the following modeling. Let the energy dispersion laws be given as

$$\varepsilon_\sigma(k) = \varepsilon_\sigma^0(k) + \varepsilon_\sigma^s, \quad \sigma = \downarrow, \uparrow, \quad (1)$$

where $\varepsilon_\sigma^0(k) \rightarrow 0$ for $k \rightarrow 0$ and ε_σ^s is the subband edge. The system is partially polarized if the chemical potential μ and the subband edges satisfy $\varepsilon_\uparrow^s(\mu) < \varepsilon_\downarrow^s(\mu) < \mu$, where we have explicitly indicated the μ -dependence of the subband edges. Given this model, at finite temperature T using an idealized step-function transmission coefficient the LB conductance $G(T)$ of this system is [3]

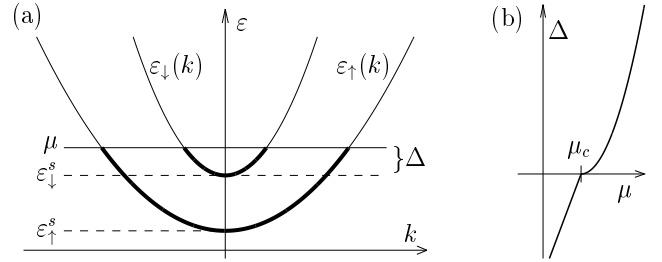


FIG. 1. (a) The instantaneous spin split subband structure of our model. (b) The functional form Eq. (6) of $\Delta(\mu) = \mu - \varepsilon_\downarrow^s(\mu)$ leading to the anomalous 0.7 plateau.

$$G(T) = \frac{1}{2} G_2 \sum_{\sigma=\uparrow,\downarrow} \int_{-\infty}^{\infty} d\varepsilon \Theta(\varepsilon - \varepsilon_\sigma^s) f'[\varepsilon - \mu], \quad (2)$$

where f' is the derivative of the Fermi-Dirac distribution $f[x] = [\exp(x/k_B T) + 1]^{-1}$ and $\Theta(x)$ is the step function. By integration we obtain

$$G(T) = \frac{1}{2} G_2 (f[\varepsilon_\uparrow^s(\mu) - \mu] + f[\varepsilon_\downarrow^s(\mu) - \mu]). \quad (3)$$

The important parameter is the spin down Fermi energy $\Delta(\mu)$ given by the energy difference between μ and the minority spin subband edge (see Fig. 1):

$$\Delta(\mu) = \mu - \varepsilon_\downarrow^s(\mu). \quad (4)$$

Consider now the situation where the spin polarization is nearly complete, *i.e.* $\Delta(\mu) \ll \varepsilon_\downarrow^s(\mu) - \varepsilon_\uparrow^s(\mu)$. In this case three distinct temperature regimes exist. In the high temperature regime, $k_B T \gg \varepsilon_\downarrow^s(\mu) - \varepsilon_\uparrow^s(\mu)$, both terms in Eq. (3) are 0.5 so that $G = 0.5 G_2$. At low temperatures, $k_B T \ll \Delta(\mu)$, both terms in Eq. (3) are 1 and the conductance is the usual G_2 . Remarkably, in the entire temperature range

$$\Delta(\mu) \ll k_B T \ll \varepsilon_\downarrow^s(\mu) - \varepsilon_\uparrow^s(\mu), \quad (5)$$

the contribution of the first term is 0.5 while the second term remains 1 yielding $G = 0.75 G_2$, and the magic number ≈ 0.7 emerges. Thus a 0.7 quasi-plateau appears if the condition (5) is fulfilled for a sufficiently broad range of μ (in experiments $\mu \propto V_g$). In fact, below we argue that it follows from general considerations that the functional form of $\Delta(\mu)$, also shown in Fig. 1(b), is

$$\Delta(\mu) = \begin{cases} C(\mu - \mu_c)^2, & \text{for } \mu > \mu_c \\ D(\mu - \mu_c), & \text{for } \mu < \mu_c \end{cases} \quad (6)$$

which exactly expresses the tendency for $\varepsilon_\downarrow^s(\mu)$ to lock onto the value of μ by keeping $\Delta(\mu)$ small. We derive Eq. (6) starting from a local spin density functional: $F = E[n_\downarrow, n_\uparrow] - \mu(n_\downarrow + n_\uparrow)$. (We neglect non-conservation of spin due to surface terms.) In the spirit of the Landau theory of critical phenomena we minimize this functional

in the vicinity of the “critical” point μ_c , where the cross-over from full to partial polarization occurs. Near this point we have $n_\downarrow \ll n_\uparrow$ and the condition for the minimum of the free energy becomes

$$\begin{aligned}\frac{\partial F}{\partial n_\uparrow} &= \alpha + \alpha' \delta n_\uparrow + \gamma n_\downarrow - \mu = 0 \\ \frac{\partial F}{\partial n_\downarrow} &= \beta + \beta' n_\downarrow + \gamma \delta n_\uparrow - \mu = 0,\end{aligned}\quad (7)$$

where we have made the linearization $n_\uparrow = n_\uparrow^0 + \delta n_\uparrow$ for the majority spins and assumed that the leading terms are linear in δn_\uparrow and n_\downarrow . The solution for the minority spin density in the case of $\mu > \mu_c$ is $n_\downarrow \propto (\mu - \mu_c)$ which combined with the 1d property that $n_\downarrow^2 \propto \varepsilon_F^\downarrow = \Delta$ leads to Eq. (6). In the other case, $\mu < \mu_c$, Δ is the energy gap for adding a minority spin and it is caused by the interaction energy. Thus again within the same simplified approach, we expect Δ to be proportional to the density of majority spins, and hence $\Delta = D(\mu - \mu_c)$.

An in-plane magnetic field \mathbf{B} is readily taken into account by adding Zeeman energy terms and substituting

$$\varepsilon_\uparrow^s \rightarrow \varepsilon_\uparrow^s - g \mu_B |\mathbf{B}|, \quad \varepsilon_\downarrow^s \rightarrow \varepsilon_\downarrow^s + g \mu_B |\mathbf{B}|. \quad (8)$$

Experimental implications of the model. In the following we discuss how the model can explain the experimental observations (e1)-(e6) summarized above. To facilitate comparison with experiment we have added a spin-degenerate subband with $\varepsilon_2^s = \varepsilon_\uparrow^s + E$, where E is a constant transverse-mode subband-spacing. In Fig. 2 observations (e1) and (e2) are clearly seen in the model calculation. The plateau-like feature in the figure is due to the specific functional form of $\Delta(\mu)$ in Eq. (6) which as mentioned before ensures the fulfilment of condition Eq. (5). In this idealized case with a step-function transmission coefficient the plateau appears at 0.75 as discussed above.

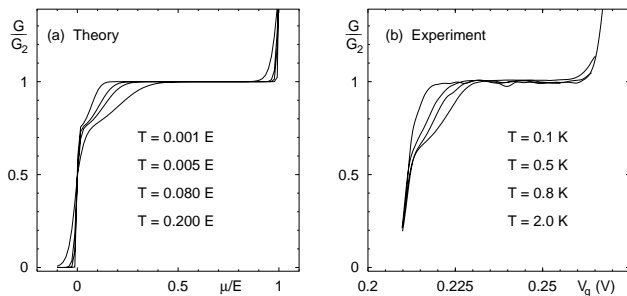


FIG. 2. (a) The conductance from Eqs. (3) and (6) with $C = 0.5$, $D = 1.0$ and $\mu_c = \varepsilon_\uparrow^s$. All energies are given in units of the transverse-mode subband spacing E . (b) Experimental results from Ref. [8].

Observation (e3) follows trivially from Eq. (2) with the activation temperature $T_a = \Delta(\mu)$. Assuming that in the vicinity of μ_c the chemical potential depends linearly on the gate voltage V_g Eq. (6) immediately predicts (e4) with the exponent $\alpha = 2$. We now turn to the characteristic magnetic field dependence (e5) of the 0.7 plateau

at a fixed temperature. The result of the model calculation using Eqs. (3), (6) and (8) is shown in Fig. 3. In accordance with observation the 0.7 anomaly develops smoothly into an ordinary Zeeman split 0.5 plateau. The last experimental observation (e6) concerns finite bias. This brings us into a strong non-equilibrium situation which is outside the scope of the present work. However, considering a small finite bias not too far from the equilibrium case, we do find that the 0.75 plateau rises, which gives additional support for the picture presented here.

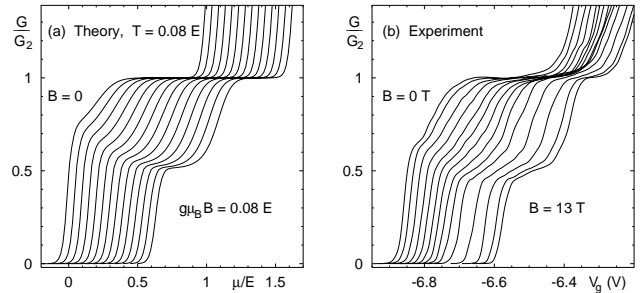


FIG. 3. (a) The conductance at fixed $T = 2.0 E$ as in Fig. 2(a) with an in-plane magnetic field from 0 to $0.08 E/g\mu_B$. (b) Experimental results from Ref. [4]. For clarity, the curves are off-set horizontally.

Non-ideal transmission. Our idealized model with a step-function transmission coefficient predicts an anomaly around 0.75 rather than around 0.6 - 0.7 as usually observed in the experiments (see Figs. 2 and 3). When we include more realistic transmission coefficients, $\mathcal{T}_\sigma(\varepsilon)$, allowing for resonances to occur this discrepancy in fact finds a natural explanation. In accordance with the LB formalism we replace Eq. (2) by

$$G(T) = \frac{1}{2} G_2 \sum_{\sigma=\uparrow,\downarrow} \int_{-\infty}^{\infty} d\varepsilon \mathcal{T}_\sigma(\varepsilon) f'[\varepsilon - \mu]. \quad (9)$$

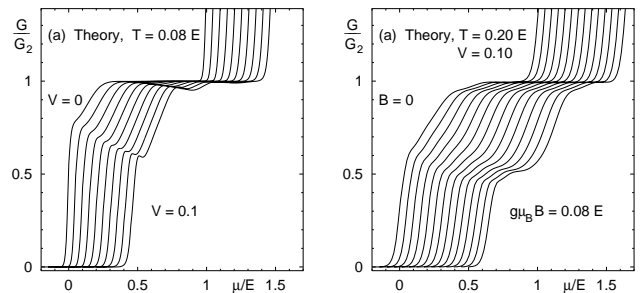


FIG. 4. (a) The effect of increasing backscattering on the conductance ranging from ideal transmission ($V=0$, as in Fig 2(a)) to strong non-ideal transmission ($V=0.1$) governed by the parameter V of the transmission coefficient [25]. (b) The change of Fig. 3(a) due to non-ideal transmission.

In contrast to the idealized model this expression is not universal, but two general features can be expected.

First of all, due to the conditions Eqs. (5) and (6) the quasi-plateau persists. Secondly, mainly the transmission coefficient of minority spin band will be affected which results in a suppression of the anomalous plateau while the integer plateau remains close to 1. In Fig. 4 this is illustrated by using the transmission coefficient for a rectangular potential barrier [25]. This choice of $\mathcal{T}_\sigma(\varepsilon)$ might be particularly relevant to the recent experiments on long quantum wires [10].

Suppression of shot noise. Deeper insight in the nature of the 0.7 anomaly may be obtained from shot noise measurements. Below we contrast the standard LB treatment [26,27] with our model. In the standard spin degenerate case the conductance is interpreted in terms of an overall reduction of the transmission coefficient \mathcal{T}_0 and the noise spectrum at the 0.7 anomaly is

$$\langle I_\omega I_{-\omega} \rangle_{\omega \rightarrow 0} = e(1 - \mathcal{T}_0)I = G_2 \mathcal{T}_0(1 - \mathcal{T}_0)\Delta\mu \quad (10)$$

with $\mathcal{T}_0 = 0.7$. In our model the 0.7 anomaly comes from thermal depopulation of spin subbands and not from a reduced transmission, and the noise spectrum is

$$\langle I_\omega I_{-\omega} \rangle_{\omega \rightarrow 0} = \frac{1}{2}G_2[(1 - \mathcal{T}_\uparrow)\mathcal{T}_\uparrow + (1 - \mathcal{T}_\downarrow)\mathcal{T}_\downarrow]\Delta\mu, \quad (11)$$

which in the simple version with $\mathcal{T}_\sigma(\varepsilon) = \Theta(\varepsilon - \varepsilon_\sigma^s)$ leads to a vanishing shot noise. When non-ideal transmission is included, our model does not predict a universal noise contribution for the minority spins. We can, however, see that while the 0.7 quasi-plateau may be strongly reduced by additional backscattering ($\mathcal{T}_\downarrow \ll 1$), the transmission in the majority spin subband remains large ($\mathcal{T}_\uparrow \approx 1$), and Eq. (11) yields

$$\langle I_\omega I_{-\omega} \rangle_{\omega \rightarrow 0} \ll G_2 \mathcal{T}_0(1 - \mathcal{T}_0)\Delta\mu. \quad (12)$$

Thus in general our model predicts a strong suppression of shot noise as compared to the standard result Eq. (10). This effect may already have been observed (see Fig. 3 in Ref. [28]).

In summary, we have presented a phenomenological model which can account for the experimental observations of the anomalous 0.7 conductance plateau in mesoscopic QPCs. The model is built on an assumption of an effective instantaneous partial polarization seen by the transversing electrons, while the ground state itself needs not have a finite magnetic moment. We hope that the present picture can inspire future work on microscopic theories of enhanced spin correlations in open mesoscopic systems.

Acknowledgements. We are grateful for the experimental data provided by Anders Kristensen and James

Nicholls. H.B. and V.V.C. both acknowledge support from the Danish Natural Science Research Council through Ole Rømer Grant No. 9600548.

-
- [1] B.J. van Wees *et al.*, Phys.Rev.Lett. **B 60**, 848 (1988).
 - [2] D.A. Wharam *et al.*, J.Phys.C **21**, L209 (1988).
 - [3] for a review see *e.g.* H. Van Houten, C.W.J. Beenakker, and B. van Wees, p. 9 in *Nanostructured Systems*, M. Reed vol. ed., *Semiconductors and Semimetals* **35**, R.K. Williamson, A.C. Beer and R. Weber eds., Academic Press, 1992.
 - [4] K.J. Thomas *et al.*, Phys. Rev. Lett. **77**, 135 (1996).
 - [5] K.J. Thomas *et al.*, Phys. Rev. B **58**, 4846 (1998).
 - [6] C.-T. Liang *et al.*, cond-mat/9907379.
 - [7] A. Kristensen *et al.*, J. Appl. Phys. **83**, 607 (1998).
 - [8] A. Kristensen *et al.*, Physica B **249-251**, 180 (1998).
 - [9] A. Kristensen *et al.*, cond-mat/9808007.
 - [10] D. J. Reilly *et al.*, cond-mat/0001174.
 - [11] C.-K. Wang and K.-F. Berggren, Phys. Rev. B **57**, 4552 (1998).
 - [12] B. Spivak and F. Zhou, cond-mat/9911175.
 - [13] E. Lieb and D. Mattis, Phys. Rev. **125**, 164 (1962).
 - [14] N.D. Mermin and H. Wagner, Phys. Rev. Lett. **17**, 1133 (1966).
 - [15] S. Tarucha, T. Honda, and T. Saku, Solid State Commun. **94**, 413 (1995).
 - [16] A. Yacobi *et al.*, Phys. Rev. Lett. **77**, 4612 (1996).
 - [17] R.D. Tscheuschner and A.D. Wieck, Superlattices and Microstructures **20** 615 (1996).
 - [18] A.Y. Alekseev and V.V. Cheianov, Phys. Rev. B **57**, 6834 (1998).
 - [19] C.L. Kane and M.P.A. Fisher, Phys. Rev. B **46**, 15233 (1992).
 - [20] D.L. Maslov, Phys. Rev. B **52**, R14368 (1995).
 - [21] D.L. Maslov and M. Stone, Phys. Rev. B **52**, R5539 (1995).
 - [22] V.V. Ponomarenko, Phys. Rev. B **52**, 8666 (1995).
 - [23] I. Safi and H.J. Schultz, Phys. Rev. B **52**, 17040 (1995).
 - [24] H. Bruus and K. Flensberg, Semicond. Sci. Technol. **13**, A30 (1998).
 - [25] The transmission coefficient $T(\varepsilon)$ for a rectangular potential barrier of height V and length a is given by $T(\varepsilon) = 1/|\cosh(2\kappa a) + i\gamma \sinh(2\kappa a)|^2$, where $k = \sqrt{\varepsilon}$, $\kappa = \sqrt{V - \varepsilon}$, and $\gamma = (\kappa/k + k/\kappa)/2$. We set $a = 5$.
 - [26] G.B. Lesovik, Pis'ma Zh. Eksp. Theo. Fiz. **49**, 513 (1989) [Sov. Phys. JETP Lett. **49**, 592 (1989)].
 - [27] M. Büttiker, Phys. Rev. Lett. **65**, 2901 (1990).
 - [28] R.C. Liu, B. Odom, Y. Yamamoto, and S. Tarucha, Nature **391**, 263 (1998), and private communication.